



KUKKO
Tool factory

A world **in motion**
since 1919!

Specialized in extractors



General catalogue

KUKKO tool program

EN
2018/2019





KUKKO tool factory a world in motion since 1919!

KUKKO Werkzeugfabrik Kleinbongartz & Kaiser oHG is the manufacturer of extractor tools for users in trade and industry.


In 1919, Kleinbongartz & Kaiser oHG, the core company of today's KUKKO Group, was founded by Alfred Kleinbongartz and his brother-in-law Emil Kaiser in Remscheid, the centre of the German tool industry.

As of October 2013, the company location is in Hilden. KUKKO has been an independent, owner-run family company for four generations and is one of the world's leading producers of extractor tools of all kinds.

From the very beginning, KUKKO specialized in the development and manufacturing of extractor tools for the non-destructive dismantling of gears, bearings, ball bearings and similar components in all areas of technology.

To this day, the product lines, extractor tools and dismantling tools are the core business of the KUKKO Group.

Numerous German and foreign patents, registered designs, and utility models bear witness to the intensive, continuous and successful development work.



External extracting..... **10-71**

Internal extracting..... **72-85**

Separating..... **86-93**

Ball bearing removal and fitting..... **94-105**

Series 800..... **106-121**

Nut splitting **122-125**

Ball-joint extractors..... **126-139**

Automotive special **140-157**

Extractor **158-163**

Others..... **164-167**

Hydraulic..... **164-167**

Workshop equipment **186-201**

The 4 puller principles..... **9**

Pulling Jaws Basics..... **194-199**

Index..... **200-209**

Explanation / Safety instructions..... **210-211**

01



02



03



04



05



06



07



08



09



10



11



12

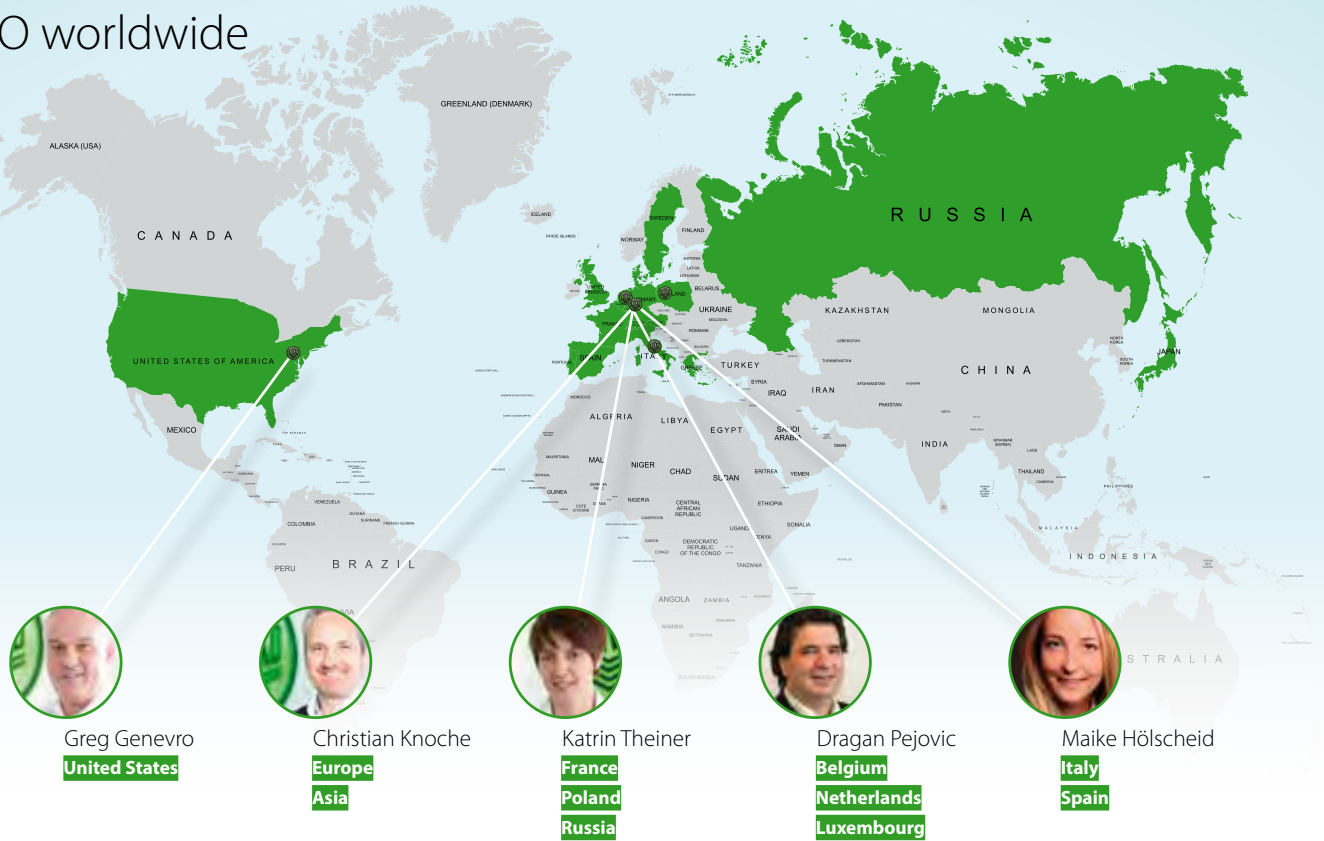


13





KUKKO worldwide



Hilden Logistics Center

State-of-the-art storage technology - Global distribution - Supply capability as a success factor

An optimized organization, state-of-the-art data technology and the new, automated small parts warehouse at the Hilden location guarantee that 95 per cent of customer orders received at the factory are shipped within 24 hours. In the tool industry, this warehouse is the most modern of its kind. In addition to shipping, it also supplies our company's production.





Innovation, competence, quality, service and customer proximity

have for decades been the foundation of the company's success in the world's markets. More than 60% of production is exported and sold worldwide in more than 100 countries.

The success with more than 150 extractor types in more than 500 different implementation sizes has, over time, resulted in the KUKKO brand name becoming synonymous with extractor tools.

Strict adherence to the requirements of the customer benefit – as well its modernity, high technical competence, significant financial power, and timely customer service – has made KUKKO an esteemed partner of the retail trade and one of the top European system suppliers in the workshop area of the automotive industry.

Design and modeling

3D printing technology in the early design phase

The tradition of technical drawing on paper was digitalized a long time ago. Today, an engineer can use professional CAD applications for the design and construction of technical solutions. They can be used to create a virtual model of three-dimensional objects using a computer. One great advantage here is the spatial representation of the object as needed.



Meanwhile, it is also possible to quickly create the previously produced 3D model with cutting-edge printing technology early on in the design phase.





Knowledge management

Shorter distances, faster design

With the integration of Confluence into the operation, the current design status of any product can be viewed at any time. Using defined data on deadlines and allocation to teams and people, what is missing, who is responsible, and when the task must be completed can all be seen at a glance.

Project status and deadlines globally visualized.

The schedule for the development of a new tool is designed and established from the start through to completion. The clear allocation of tasks and their due dates help prevent unnecessary down times. The development phase is significantly optimized with Confluence.

The customer can also see the transparency of the product development. Specific customer projects can always be monitored and, if necessary, immediately corrected.





Puller guide

Use our guide to pullers to help quickly and safely select the right puller.

Not sure which puller is the right one for you? Our guide will ensure that you find the puller best suited for your application. Whether external pulling, interior extraction, separating pulling, or the fitting and removal of ball bearings, you can find the right tool for every application.

The guide also serves as a textbook for pulling applications and is available in seven languages.

You can find it under the download section in the service area of our website.



TURNUS catalogue

Our TURNUS line of products is specially designed for bolting, tensioning, clamping, striking, and marking jobs.

Any time you need to clamp something in place or mark something, the TURNUS catalogue has the solution for your application. Hand vises, screw clamps, door clamps, vises, screwdrivers, pin wrenches, punching and cutting, signing and marking as well as arc-free tools are part of the product range. You can download the current catalogue under downloads in the service area of www.KUKKO.com. Our website also offers you fast access to all TURNUS products via the TURNUS products tab.





Information about the KUKKO product range

You can find this on our homepage www.kukko.com

We have made plenty of information available for you in the download area. You will also find detailed information and application videos concerning the product.




Would you like to order spare parts? You can do this quickly and easily, because almost all the components are available and numbered as spare parts. In the service area of our homepage, you will find the spare parts list for downloading.

Videos

The videos will help you with any questions you may have about the application of our tools.

What is the proper way to use the tool? The application video is a quick illustration of the safe and correct use of our tools. Almost all our tools have a QR code that you can scan with your smartphone to directly access the corresponding video. All videos are provided directly on your YouTube channel www.youtube.com/kukkotools.

 www.youtube.com/kukkotools

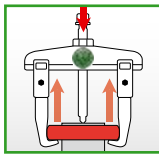
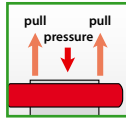




EXTERNAL



The part to be removed is on a shaft and is freely accessible from the outside!

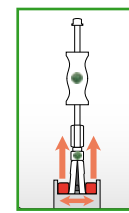
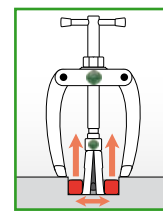
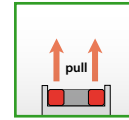
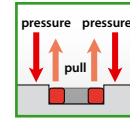


Use an **EXTERNAL** puller

INTERNAL



The part to be removed is in a recess!

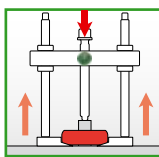
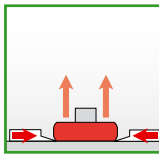
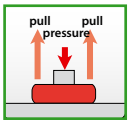


Use an **INTERNAL** puller

SEPARATING



The part to be removed is level. It is not possible to use standard puller jaws!



Use an **SEPARATING** device

BALL BEARING

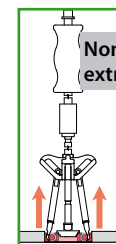
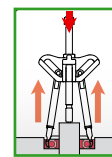
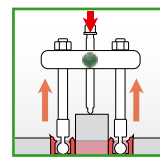
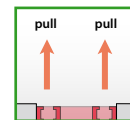
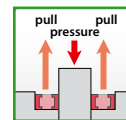


A

The ball bearing is in a housing and on a shaft at the same time.

B

The ball bearing is inside a casing, but has no shaft for support.



Non-contact extraction.

Use an **BALL BEARING** extractor



PULLERS -

these original KUKKO designs have been known for decades and have proven themselves in a wide range of application areas worldwide. KUKKO has a very large range of various types of pullers.

Pullers with sliding, parallel jaws

- Parallel pulling hooks in every position, even with full load.
- Turning the pulling hooks enables them to be used both internally and externally.

Pullers with swivelling jaws

- The larger the pulling force, the stronger the puller hook's grip on the workpiece to be removed.

Pullers with self-centering jaws

- Automatic self-tensioning and self-centering pulling hooks auto grip.

Pullers with reversible jaws

- The pulling hooks are reversible and can be used on both sides with various different types of hooks.

Pullers with side clamp

- Clamps increase the pressure of the hooks significantly and prevent the puller from slipping.
- When the tension clamp is tightened, the pulling jaws grip below the part to be removed and loosen it before the actual removal process.

Pullers with adjustable jaws

- The Alligator conversions ensure that the pulling hooks can only be opened and closed by operating the adjustment spanner. The grip of the conversions is therefore as strong as an alligator's bite.






External extracting

Außen-Abziehen

01

Selection of the right external puller.....	12
Auswahl des richtigen Außen-Abziehers	
Pullers with sliding, parallel jaws.....	16
Abzieher mit gleitenden, immer parallelen Abzughaken	
Puller, high performance is guaranteed.....	33
Abzieher, extra kräftige Ausführung	
Jaws and accessories external pulling	36
Abzughaken und Zubehör für Aussen-Abzieher	
Spindle basics.....	42
Übersicht: Spindel	
Pullers with swivelling jaws.....	50
Abzieher mit schwenkbaren Abzughaken	
Pullers with self-centering jaws.....	56
Abzieher mit selbstzentrierenden Abzughaken	
Pullers with Auto-Snap.....	60
Abzieher mit Auto-Snap	
Puller with cone-driven spread adjuster.....	61
Abzieher mit konischer Selbstspannung	
Pullers with reversible jaws.....	62
Abzieher mit umkehrbaren Haken	
Pullers with side clamp.....	64
Abzieher mit seitlicher Spannzwinde	
Pullers with adjustable jaws.....	66
Abzieher mit voreinstellbaren Abzughaken	
Small part puller.....	67
Kleinteilabzieher	
Puller Economy.....	68
Abzieher Economy	





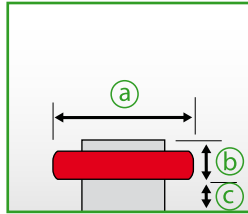
Selection of the right external puller



The part to be removed is on a shaft and is freely accessible from the outside!



1st step: Measuring the space available



- a diameter → defines the spreads
 - b depth → defines max. reach
 - c available space → defines the size of the puller jaw
- 194-199

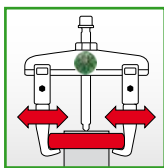
2nd step: Selection of the puller type

Requirement:

- The puller is used for various applications.
- The puller must be able to change characteristics e.g. increase the reach etc.

Recommendation of KUKKO

Puller with sliding, parallel puller jaws



The puller jaws can be moved continuously (even asymmetrically) on the cross-beam, and can be fixed to the cross-beam using a bolt connection or knurled knob.

Series available

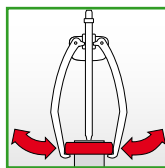
11 ; 20; 20+; 20-S; 20+S; 20-S-T
20-S+T; 30; 30+; 30-S; 30+S
30-S-T; 30-S+T; 110; 120; 130

Requirement:

- The same removal application is always used.

Recommendation of KUKKO

Puller with self-centering puller jaws (autogrip)



The two puller jaws are connected to each other. The pullers therefore ensure automatic self-tensioning and self-centering of the jaws.

Series available

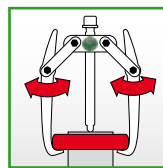
43; 44; 45; 482; 483; 844; 845

Requirement:

- The same removal application is always used.
- Same application at different depths.

Recommendation of KUKKO

Puller with swivel puller jaws



The jaws and the cross-beam are connected by movable brackets. As the spindle pulls, the jaws tense and tighten firmly. An additional option is swivel-jaws pullers. Reversing the puller jaws expands or reduces the reach.

Series available

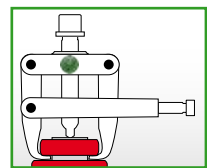
41; 42; 46; 47; 201; 203; 205
206; 207; 208; 209

Requirement:

- The bearing is flush.
- It is especially important that the puller arms do not slip off.

Recommendation of KUKKO

Puller with side tension clamps.



To remove fitting parts the puller jaws grab beneath the part to be removed when pulling on the side clamps and loosen the part even before the actual pulling process. The clamp presses the puller jaws securely onto the part to be removed. This ensures that the puller jaws do not slip off.

Series available

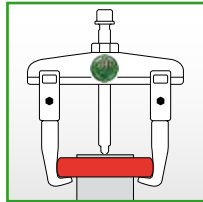
204; 210



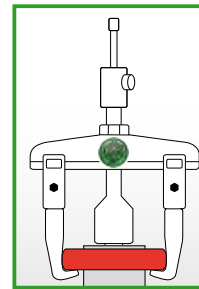
3rd step: How much force is required?

A normal amount of pressure is required.

High pressure is required because the part to be removed is particularly secure, or rusted.



Puller with mechanical pressure spindle



Puller with long hydraulic spindle

4th step: Select model

The selected pulling tool normally states the necessary power and pulling force. However, in order to be absolutely sure, you should always choose the largest possible model for dimension ranges which cross over.

Detailed dimension and performance details for all models can be found at www.KUKKO.com

For example:

1st step: Measuring the space available

Diameter: 142 mm / 120 mm / 135 mm
Depth: 135 mm / 120 mm / 220 mm
Available space: unlimited

2nd step: Selection of puller type

Specification: There must be pulled various bearings at different depths.
Target: We are looking for a puller which can be individually adapted.

According to the puller guide should be used pullers with sliding puller arms that are always parallel.

3rd step: How much force is needed?

The bearings are on the shaft.

According to the puller guide should be used a puller with a mechanical spindle.

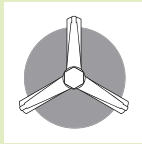
4th step: Select model

According to the KUKKO website choose the pullers from series 20 and 30 in size 2.

The decision falls to : 30-2+

Advantage:

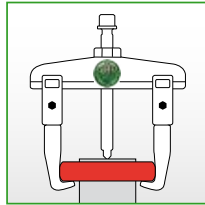
- with the 3-jaw model, you have the best possible load distribution and a particularly secure hold.
- You can adjust your puller to the relevant reach by buying the extensions.
- The quick adjusting capability allows the reach to be changed quickly.



You should always give a 3-jaw puller preference if the access conditions permit. The uniform load distribution guarantees a particularly secure hold on the to be extracted part.

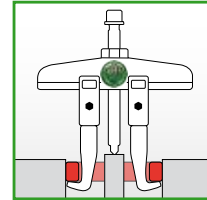
Mode of operation

STANDARD



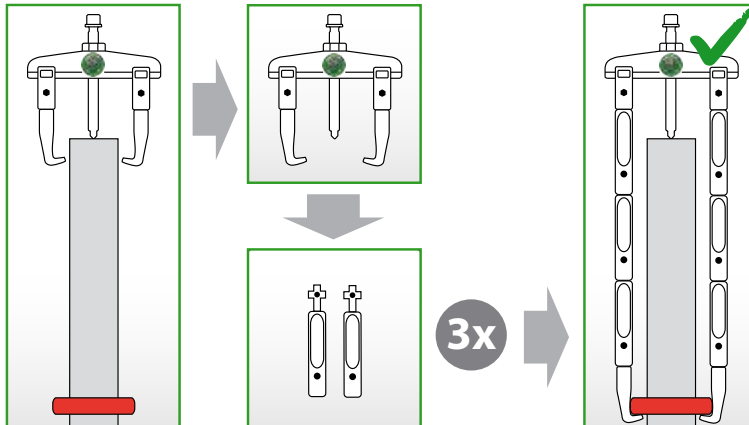
External pulling is the most common type of pulling. The part to be extracted such as a gear wheel, pulley or ball bearing, is gripped from the outside. The part is loosened from the shaft by the pull of the pressure screw.

as INTERNAL extractor



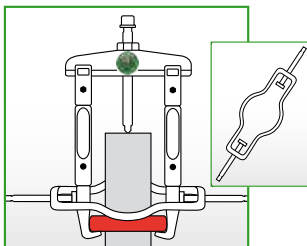
The external pullers can also be used as internal extractors by turning the jaws. **Important: When used as internal extractors, a fixed center point is required to brace the pressure screw of the products in these series.**

Accessories: Modular extensions



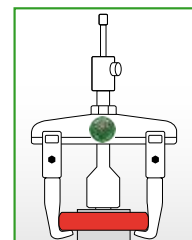
For the 20 and 30 series, we offer modular extensions. If the part to be removed sits deep on a shaft, jaw extensions will be needed.

Accessories: Side clamp



The side clamp is available separately (No. 219-1). It is attached to the puller jaw after the puller has been fitted and prevents slippage of the puller jaw under very high forces.

Accessories: Grease hydraulic pressure spindle

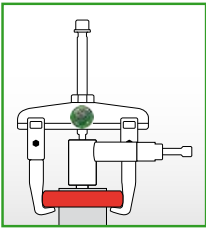


The hydraulic spindle ensures controlled and secure operating of 7-20 t. It uses the entire capability of the puller, over and above what can be achieved with a mechanical spindle. When replacing a mechanical spindle with a hydraulic one, there is also a considerable reduction in the drive force which needs to be used.



Sliding-arm pullers with constantly parallel jaws

Accessories: auxiliary grease hydraulic rams



For use with mechanical KUKKO pullers from size 3.

The auxiliary grease hydraulic rams are a good tool for significantly increasing the pressure when removing very secure parts. The hydraulic rams are simply secured between the spindle and shaft with the mechanical spindle.

No conversion of the puller is needed!

Accessories: Puller jaws

Pullers in series 20 and 30 can easily be adjusted using different puller jaws lengths and types.



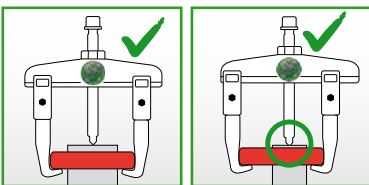
Which puller jaws are right for which puller?

- The puller jaws that start with **-1** ➔ fit all pullers of size **-1** and **-10**
- The puller jaws that start with **-2** ➔ fit all pullers of size **-2** and **-20**
- The puller jaws that start with **-3** ➔ fit all pullers of size **-3** and **-30**
- The puller jaws that start with **-3** ➔ can also use by the pullers of size **-4** and **-40**

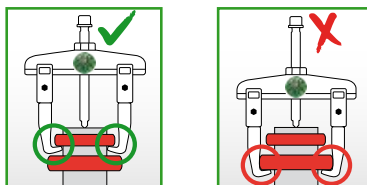
Example:

- 20-2** ➔ has the puller jaws 2-150-P
- ➔ can also use: 2-151-P; 2-152-P; 2-153-P
- ➔ can also use long puller jaws such as: 2-300-P; 2-301-P; 2-302-P; 2-303-P

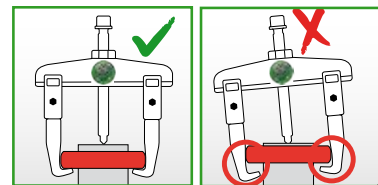
Safety instructions



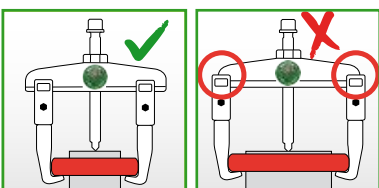
The puller must be centrally positioned for center shafts. If the shaft is not centered, pulling with parallel jaws may result asymmetrical pulling.



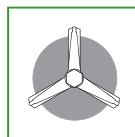
If there are several parts to be pulled, always remove them one-by-one. Never remove several parts simultaneously.



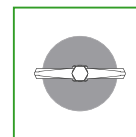
Jaws must always be positioned directly below the part to be removed.



The jaws must be set firmly and completely against the cross-beam.



If there is adequate free space around the part, we recommend a 3-jaw puller for optimal force distribution.



A 2-jaw puller is always used in situations where there is insufficient space for a 3-jaw puller.



Pullers with sliding, parallel jaws

2-jaw pullers

For removing bearings, gears, discs, etc.

20

- 20-1
- 20-10**
- 20-2
- 20-20
- 20-3
- 20-30
- 20-4
- 20-40



20-5








Description

- Standard pulling hook.
- Parallel pulling hooks in every position, even with full load.
- Pulling hooks with infinitely variable adjustment on the cross-beam.
- Optimal adjustment of the spindle to the shaft with 2-sided spindle tip.
- Mechanical pressure spindle

Advantage

- Can be installed on various pulling hooks and variable reach thanks to jaw extensions.
- Turning the pulling hooks enables them to be used both internally and externally.
- Suitable for pulling asymmetric workpieces.
- Spindle head band prevents the wrench from slipping off.
- Cross-beam, up to size -30, includes hexagonal profile for holding.

Art.-No.		 mm	 mm	 mm	max. t	 max. Nm
20-1	-009433	90	100	17	4,5	80
20-10	-009921	120	100	17	4,5	80
20-2	-009501	160	150	22	6,0	150
20-20	-010088	200	150	22	6,0	150
20-3	-009686	250	200	27	8,5	300
20-30	-010163	350	200	27	8,5	300
20-4	-009761	520	200	36	12	400
20-40	-411861	650	300	36	12	400
20-5	-009846	750	400-700	41	15	650

Universal 2-jaw puller with long hydraulic spindle(including mechanical pressure screw)

For pulling particularly tight bearings, gears, discs, etc.

20-B








Description

- Grease hydraulics.
- Standard pulling hook.
- Parallel pulling hooks in every position, even with full load.
- Pulling hooks with infinitely variable adjustment on the cross-beam.
- Hydraulic and mechanical pressure screw.

Advantage

- Easy and even pulling for particularly tight parts.
- Variable reach thanks to jaw extensions, available up to a puller size of -30.
- Optional conversion to various jaw types for mechanical use.
- Turning the pulling hooks enables them to be used both internally and externally.
- Suitable for pulling asymmetric workpieces.

Art.-No.		 mm	 mm	 mm	 t	mit with
20-2-B	-885815	160	150	12; 22	7	8-01
20-20-B	-885846	200	150	12; 22	7	8-01
20-3-B	-885891	250	200	12; 27	10	8-02
20-30-B	-885945	350	200	12; 27	10	8-02
20-4-B	-885983	520	200	36	15	8-1-B
20-40-B	-886010	650	300	36	15	8-1-B



Universal 2-jaw puller with extended jaws

For removing bearings, gears, discs, etc.

20







Description

- Extended standard puller hook.
- Parallel pulling hooks in every position, even with full load.
- Pulling hooks with infinitely variable adjustment on the cross-beam.
- Optimal adjustment of the spindle to the shaft with 2-sided spindle tip.
- Mechanical pressure screw.

Advantage

- Can be installed on various pulling hooks and variable reach thanks to jaw extensions.
- Turning the pulling hooks enables them to be used both internally and externally.
- Suitable for pulling asymmetric workpieces.
- Spindle head band prevents the wrench from slipping off.
- Cross-beam, up to size -30, includes hexagonal profile for holding.

Art.-No.		 mm	 mm	 mm	max. t
20-1-2	-466311	90	200	17	4,5
20-1-25	-914362	90	250	17	4,5
20-1-4	-989643	90	400	17	4,5
20-10-2	-466496	120	200	17	4,5
20-10-25	-908682	120	250	17	4,5
20-10-4	-989650	120	400	17	4,5
20-2-3	-466564	160	300	22	6,0
20-20-3	-466649	200	300	22	6,0
20-3-25	-901188	250	250	27	8,5
20-3-3	-466724	250	300	27	8,5
20-3-4	-467066	250	400	27	8,5
20-3-5	-467301	250	500	27	8,5
20-30-3	-466809	350	300	27	8,5
20-30-4	-467141	350	400	27	8,5
20-30-5	-467486	350	500	27	8,5
20-4-3	-466984	520	300	36	12,0
20-4-4	-467226	520	400	36	12,0
20-4-5	-467554	520	500	36	12,0
20-40-4	-730641	650	400	36	12,0
20-40-5	-731976	650	500	36	12,0

ST

01



Sales display for 2-jaw pullers

For removing bearings, gears, discs, etc.

20-ST









Description

- The sales and workshop stands enable 2-jaw pullers to be stored and presented safely.
- Standard pulling hook.
- Parallel pulling hooks in every position, even with full load.
- Pulling hooks with infinitely variable adjustment on the cross-beam.
- Optimal adjustment of the spindle to the shaft with 2-sided spindle tip.

Advantage

- Can be installed on various pulling hooks and variable reach thanks to jaw extensions.
- Turning the pulling hooks enables them to be used both internally and externally.
- Suitable for pulling asymmetric workpieces.
- Spindle head band prevents the wrench from slipping off.
- Cross-beam with hexagonal profile for good grip.

Art.-No.		 mm	 mm	 mm	max. t		Stück pieces
20-ST	-010248	90 - 250	100 - 200	17-27	4,5 - 8,5		5

ST



Universal 2-jaw puller with long hydraulic spindle and extended jaws(including mechanical pressure screw)

ST

For pulling particularly tight bearings, gears, discs, etc.

20-B








Description

- Grease hydraulics.
- Extended standard puller hook.
- Parallel pulling hooks in every position, even with full load.
- Pulling hooks with infinitely variable adjustment on the cross-beam.
- Hydraulic and mechanical pressure screw.

Advantage

- Easy and even pulling for particularly tight parts.
- Optional conversion to various jaw types for mechanical use.
- Variable reach thanks to jaw extensions, available up to a puller size of -30.
- Turning the pulling hooks enables them to be used both internally and externally.
- Suitable for pulling asymmetric workpieces.

Art.-No.		 mm	 mm	 mm	 t	mit with
20-2-3-B	-885808	160	300	12; 22	7	8-01
20-20-3-B	-885839	200	300	12; 22	7	8-01
20-3-3-B	-885860	250	300	12; 27	10	8-02
20-3-4-B	-885877	250	400	12; 27	10	8-02
20-3-5-B	-885884	250	500	12; 27	10	8-02
20-30-3-B	-885914	350	300	12; 27	10	8-02
20-30-4-B	-885921	350	400	12; 27	10	8-02
20-30-5-B	-885938	350	500	12; 27	10	8-02
20-4-3-B	-885952	520	300	36	15	8-1-B
20-4-4-B	-885969	520	400	36	15	8-1-B
20-4-5-B	-885976	520	500	36	15	8-1-B
20-40-4-B	-885990	650	400	36	15	8-1-B
20-40-5-B	-886003	650	500	36	15	8-1-B

Universal 2-jaw puller, in set

For removing bearings, gears, discs, etc.

20-P







Description

- Standard pulling hooks in various lengths.
- Parallel pulling hooks in every position, even with full load.
- Pulling hooks with infinitely variable adjustment on the cross-beam.
- Optimal adjustment of the spindle to the shaft with 2-sided spindle tip.
- Mechanical pressure screw.

Advantage

- Variable reach thanks to optional jaw extensions.
- Can be installed on various pulling hooks.
- Turning the pulling hooks enables them to be used both internally and externally.
- Suitable for pulling asymmetric workpieces.
- Spindle head band prevents the wrench from slipping off.

Art.-No.		 mm	 mm	 mm	max. t	mit with
20-10-P3	-267611	120	100/200/250/350	17	4,5	1-90-P, 1-190-P, 1-250-P
20-20-P2	-003004	200	150/300	17	6	2-150-P, 2-300-P
20-30-P3	-003011	350	200/300/400	19	8,5	3-200-P, 3-300-P, 3-400-P



Set of universal 2- and 3-jaw pullers

For removing bearings, gears, discs, etc.

K-2030-10



Description

- 8 in 1 kit in the tried-and-tested KUKKO-L-Boxx-System.
- The set facilitates the assembly of eight different pulling device models through the combination of pulling jaws and extensions.
- Flexibility assured thanks to two-arm or three-arm design.
- Standard pulling hook.
- Jaw extensions.

Advantage

- Practical package for universal use.
- Variable reach thanks to optional jaw extensions.
- Can be installed on various pulling hooks.
- Turning the pulling hooks enables them to be used both internally and externally.
- Suitable for pulling asymmetric workpieces.

Art.-No.					max.	
		mm	mm	mm	t	
K-2030-10	-974748	120 - 130	100 - 350	17	4,5 - 6,0	L-Boxx

ST

01



Set of universal 2- and 3-jaw pullers

For removing large bearings, gears, discs, etc.

K-2030-20



Description

- 7 in 1" kit in the tried-and-tested KUKKO-L-Boxx system.
- The set facilitates the assembly of seven pulling device models through the combination of pulling jaws and extensions.
- The rugged construction is particularly suitable for large and heavy applications in industrial and commercial vehicles.
- Flexibility assured thanks to two-arm or three-arm design.
- Standard pulling hook.

Advantage

- Practical package for universal use.
- Variable reach thanks to optional jaw extensions.
- Can be installed on various pulling hooks.
- Turning the pulling hooks enables them to be used both internally and externally.
- Suitable for pulling asymmetric workpieces.

Art.-No.					max.	
		mm	mm	mm	t	
K-2030-20	-161360	150 - 600	200	24	6	L-Boxx

ST

Universal hydraulic 2-jaw and 3-jaw puller set

For hydraulic removal of large bearings, gears, discs, etc.

K-2030-20-B



incl.



Description

- 14 in 1" kit in the tried-and-tested KUKKO-L-Boxx system.
- The set facilitates the assembly of 14 pulling device models through the combination of hydraulics, pulling jaws and extensions.
- The rugged construction is particularly suitable for large and heavy applications in industrial and commercial vehicles.
- Flexibility assured thanks to two-arm or three-arm design.
- Standard pulling hook.

Advantage

- Practical package for universal use.
- Variable reach thanks to optional jaw extensions.
- Optional conversion to various jaw types for mechanical use.
- Turning the pulling hooks enables them to be used both internally and externally.
- Suitable for pulling asymmetric workpieces.

Art.-No.					mit with		
		mm	mm	mm	t		
K-2030-20-B	-123269	150 - 600	200	24	8-01	7	L-Boxx

ST

KUKKO i-BOXX® AND L-BOXX® SYSTEM



- ▶ Save keeping of the tools in special foam
- ▶ Instructions in the cover always remain visible with:
 - Statement of contents
 - Usage diagrams
 - Safety notes
- ▶ If you register online, the manufacturer's guarantee increased to 5 years.
- ▶ KUKKO special sliding grease for pressure spindle included.
- ▶ Completeness - easy to check at a glance
- ▶ Connectable with the systems of other well known manufacturers

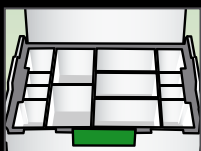


ONE SYSTEM. A LOT OF POSSIBILITIES.

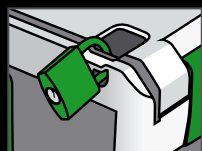
With the **KUKKO-i and L-BOXX-System** you get all opportunities. You can equip it with insert-boxes, thermo formed parts, foam inlets and different applications for the lid. Your tools, small parts or spare parts will be kept and transported safely and well arranged. The **KUKKO-i and L-BOXX-System** is the perfect mobile solution and can be integrated easily into most vehicles.



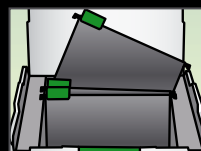
TOOLS



INSERT-BOXES



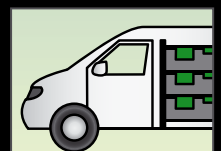
LOCKABLE



OFFICE



MAX. LOAD 100 KG



CAR HOLDER +
CRASHSAFE



Universal 3-jaw pullers

For removing bearings, gears, discs, etc.

30



Description

- Standard pulling hook.
- Parallel pulling hooks in every position, even with full load.
- Pulling hooks with infinitely variable adjustment on the cross-beam.
- Optimal adjustment of the spindle to the shaft with 2-sided spindle tip.
- Mechanical pressure screw.

Advantage

- Can be installed on various pulling hooks and variable reach thanks to jaw extensions.
- Turning the pulling hooks enables them to be used both internally and externally.
- Suitable for pulling asymmetric workpieces.
- Spindle head band prevents the wrench from slipping off.
- Almost all components available as replacement parts, time-saving order process thanks to numbering system.

Art.-No.	 4021176	 mm	 mm	 mm	max. t	 max. Nm
30-1	-013393	90	100	17	6	80
30-10	-013621	130	100	17	6	80
30-2	-013478	160	150	22	7	150
30-20	-013706	200	150	22	7	150
30-3	-013546	250	200	27	10	250
30-30	-303005	350	200	27	10	250
30-4	-303302	375	200	36	15	500
30-40	-303319	520	200	41	15	500
30-5	-303326	650	300500	41	20	650

Universal 3-jaw puller with long hydraulic spindle

For pulling particularly tight bearings, gears, discs, etc.

30-B








Description

- Grease hydraulics.
- Standard pulling hook.
- Parallel pulling hooks in every position, even with full load.
- Pulling hooks with infinitely variable adjustment on the cross-beam.
- Hydraulic and mechanical pressure screw.

Advantage

- Easy and even pulling for particularly tight parts.
- Optional conversion to various jaw types for mechanical use.
- Adjustable depth thanks to jaw extensions, available up to a puller size of -30.
- Turning the pulling hooks enables them to be used both internally and externally.
- Suitable for pulling asymmetric workpieces.

Art.-No.	 4021176	 mm	 mm	 mm	 t	mit with
30-2-B	-886317	160	150	12	7	8-01
30-20-B	-886348	200	150	12	7	8-01
30-3-B	-886393	250	200	12	10	8-02
30-30-B	-303104	350	200	12	10	8-02





Universal 3-jaw puller with extended jaws

ST

For removing bearings, gears, discs, etc.

30







Description

- Extended standard puller hook.
- Parallel pulling hooks in every position, even with full load.
- Pulling hooks with infinitely variable adjustment on the cross-beam.
- Optimal adjustment of the spindle to the shaft with 2-sided spindle tip.
- Mechanical pressure screw.

Advantage

- Can be installed on various pulling hooks and variable reach thanks to jaw extensions.
- Turning the pulling hooks enables them to be used both internally and externally.
- Suitable for pulling asymmetric workpieces.
- Spindle head band prevents the wrench from slipping off.
- Almost all components available as replacement parts, time-saving order process thanks to numbering system.

Art.-No.	 4021176	 mm	 mm	 mm	max. t
30-1-2	-730726	90	200	17	6
30-10-2	-730801	130	200	17	6
30-2-3	-730986	160	300	22	7
30-20-3	-731068	200	300	22	7
30-3-25	-901256	250	250	27	10
30-3-3	-731143	250	300	27	10
30-3-4	-731228	250	400	27	10
30-3-5	-731303	250	500	27	10

Universal 3-jaw puller with long hydraulic spindle and extended jaws(including mechanical pressure screw)

ST

For pulling particularly tight bearings, gears, discs, etc.

30-B








Description

- Grease hydraulics.
- Extended standard puller hook.
- Parallel pulling hooks in every position, even with full load.
- Pulling hooks with infinitely variable adjustment on the cross-beam.
- Hydraulic and mechanical pressure screw.

Advantage

- Easy and even pulling for particularly tight parts.
- Optional conversion to various jaw types for mechanical use.
- Adjustable depth thanks to jaw extensions, available up to a puller size of -30.
- Turning the pulling hooks enables them to be used both internally and externally.
- Suitable for pulling asymmetric workpieces.

Art.-No.	 4021176	 mm	 mm	 mm	 t	mit with
30-2-3-B	-886300	160	300	12	7	8-01
30-20-3-B	-886331	200	300	12	7	8-01
30-3-3-B	-886362	250	300	12	10	8-02
30-3-4-B	-886379	250	400	12	10	8-02
30-3-5-B	-886386	250	500	12	10	8-02



Universal 3-jaw puller-set

For removing bearings, gears, discs, etc.

30-P3







Description

- Standard pulling hooks in various lengths.
- Parallel pulling hooks in every position, even with full load.
- Pulling hooks with infinitely variable adjustment on the cross-beam.
- Optimal adjustment of the spindle to the shaft with 2-sided spindle tip.
- Mechanical pressure screw.

Advantage

- Variable reach thanks to optional jaw extensions.
- Can be installed on various pulling hooks.
- Turning the pulling hooks enables them to be used both internally and externally.
- Suitable for pulling asymmetric workpieces.
- Spindle head band prevents the wrench from slipping off.

Art.-No.		 mm	 mm	 mm	max. t
30-10-P3	-111136	130	100/200/250/350	17	6
30-20-P2	-111150	200	150/300	22	7
30-3-P3	-111174	250	200/300/400	27	10

ST

01



Universal 2-jaw puller with narrow jaws

For removing bearings, gears, discs, etc. for tight or difficult-to-access spaces.

20-S








Description

- Thin pulling hooks.
- Parallel pulling hooks in every position, even with full load.
- Pulling hooks with infinitely variable adjustment on the cross-beam.
- Optimal adjustment of the spindle to the shaft with 2-sided spindle tip.
- Mechanical pressure screw.

Advantage

- The thin pulling hooks are suitable for narrow, difficult-to-access locations.
- Can be installed on various pulling hooks and variable reach thanks to jaw extensions.
- Turning the pulling hooks enables them to be used both internally and externally.
- Suitable for pulling asymmetric workpieces.
- Spindle head band prevents the wrench from slipping off.

Art.-No.		 mm	 mm	 mm	max. t	 max. Nm
20-1-S	-757396	90	100	17	2,5	35
20-10-S	-757471	120	100	17	2,5	35
20-2-S	-727368	160	150	22	5	120
20-20-S	-727443	200	150	22	5	120
20-3-S	-727511	250	200	27	7	220
20-30-S	-727696	350	200	27	7	220

ST

Sales display for 2-jaw puller with narrow jaws

For removing bearings, gears, discs, etc. for tight or difficult-to-access spaces.

20-ST-S








Description

- The sales and workshop stands enable 2-jaw pullers to be stored and presented safely.
- Thin pulling hooks.
- Parallel pulling hooks in every position, even with full load.
- Pulling hooks with infinitely variable adjustment on the cross-beam.
- Optimal adjustment of the spindle to the shaft with 2-sided spindle tip.

Advantage

- The thin pulling hooks are suitable for narrow, difficult-to-access locations.
- Can be installed on various pulling hooks and variable reach thanks to jaw extensions.
- Turning the pulling hooks enables them to be used both internally and externally.
- Suitable for pulling asymmetric workpieces.
- Spindle head band prevents the wrench from slipping off.

Art.-No.		 mm	 mm	 mm	max. t		Stück pieces
20-ST-S	-906282	90 - 250	100 - 200	17-27	2,5 - 7,0	20-1-S, 20-10-S, 20-2-S, 20-20-S, 20-3-S, 20-STL	5

ST



2-jaw puller with narrow jaw, in set

ST

For removing bearings, gears, discs, etc. for tight or difficult-to-access spaces.

20-SP







Description

- Thin pulling hooks in various lengths.
- Parallel pulling hooks in every position, even with full load.
- Pulling hooks with infinitely variable adjustment on the cross-beam.
- Optimal adjustment of the spindle to the shaft with 2-sided spindle tip.
- Mechanical pressure screw.

Advantage

- Variable reach thanks to optional jaw extensions.
- Can be installed on various pulling hooks.
- Turning the pulling hooks enables them to be used both internally and externally.
- Suitable for pulling asymmetric workpieces.
- Spindle head band prevents the wrench from slipping off.

Art.-No.		 mm	 mm	 mm	max. t	mit with
20-10-SP	-461514	120	100/200/250/350	17	2,5	1-91-P, 1-191-P, 1-251-P
20-20-SP	-701856	200	150/300	22	5	2-151-P, 2-301-P
20-30-SP	-701931	350	200/300/400	27	7	3-201-P, 3-301-P, 3-401-P

Set of two- and three-arm pullers with narrow jaws

ST

For removing bearings, gears, discs, etc. for tight or difficult-to-access spaces.

K-2030-10-S









Description

- 8 in 1 kit in the tried-and-tested KUKKO-L-Boxx-System.
- The set facilitates the assembly of eight different pulling device models through the combination of pulling jaws and extensions.
- Flexibility assured thanks to two-arm or three-arm design.
- Thin pulling hooks.
- Jaw extensions.

Advantage

- Practical package for universal use.
- Can be installed on various pulling hooks and variable reach thanks to jaw extensions.
- Turning the pulling hooks enables them to be used both internally and externally.
- Suitable for pulling asymmetric workpieces.
- 2-jaw cross-beam with hexagonal profile for good grip.

Art.-No.		 mm	 mm	 mm	max. t		
K-2030-10-S	-306181	120 - 130	100 - 350	17	3	614250, 20-10-SP, 30-10-SP	L-Boxx

Set of two- and three-arm pullers with narrow jaws

ST

For removing large bearings, gears, discs, etc. for tight or difficult-to-access spaces.

K-2030-20-S








Description

- 7 in 1" kit in the tried-and-tested KUKKO-L-Boxx system.
- The set facilitates the assembly of seven pulling device models through the combination of pulling jaws and extensions.
- Flexibility assured thanks to two-arm or three-arm design.
- Narrow pulling jaws.
- Jaw extensions.

Advantage

- Practical package for universal use.
- The thin pulling hooks are suitable for narrow, difficult-to-access locations.
- Variable reach thanks to optional jaw extensions.
- Can be installed on various pulling hooks.
- Turning the pulling hooks enables them to be used both internally and externally.

Art.-No.		 mm	 mm	 mm	max. t	
K-2030-20-S	-123276	200	150 - 600	24	5	L-Boxx



Universal 3-jaw puller with narrow jaws

ST

01

For removing bearings, gears, discs, etc. for tight or difficult-to-access spaces.

30-S



Description

- Thin pulling hooks.
- Parallel pulling hooks in every position, even with full load.
- Pulling hooks with infinitely variable adjustment on the cross-beam.
- Optimal adjustment of the spindle to the shaft with 2-sided spindle tip.
- Mechanical pressure screw.

Advantage

- The thin pulling hooks are suitable for narrow, difficult-to-access locations.
- Can be installed on various pulling hooks and variable reach thanks to jaw extensions.
- Turning the pulling hooks enables them to be used both internally and externally.
- Suitable for pulling asymmetric workpieces.
- Spindle head band prevents the wrench from slipping off.

Art.-No.					max.	
	4021176	mm	mm	mm	t	max. Nm
30-1-S	-727771	90	100	17	3	40
30-10-S	-728198	130	100	17	3	40
30-2-S	-727856	160	150	22	5	120
30-20-S	-727931	200	150	22	5	120
30-3-S	-728013	250	200	27	7	220

Universal 3-jaw puller with narrow jaws, in set

ST

For removing bearings, gears, discs, etc. for tight or difficult-to-access spaces.

30-SP



Description

- Thin pulling hooks in various lengths.
- Parallel pulling hooks in every position, even with full load.
- Pulling hooks with infinitely variable adjustment on the cross-beam.
- Optimal adjustment of the spindle to the shaft with 2-sided spindle tip.
- Mechanical pressure screw.

Advantage

- The thin pulling hooks are suitable for narrow, difficult-to-access locations.
- Variable reach thanks to optional jaw extensions.
- Can be installed on various pulling hooks.
- Turning the pulling hooks enables them to be used both internally and externally.
- Suitable for pulling asymmetric workpieces.

Art.-No.					max.		mit with
	4021176	mm	mm	mm	t	max. Nm	
30-10-SP	-463839	130	100/200/250/350	17	3	40	1-91-S, 1-191-S, 1-251-S
30-20-SP	-728273	200	150/300	22	5	120	2-151-S, 2-301-S
30-3-SP	-728358	250	200/300/400	27	7	220	3-201-S, 3-301-S, 3-401-S



Universal 2-jaw puller with extremely narrow jaws

ST

For removing gears, bearings, sprockets, synchronizer bodies, etc., in tight or difficult-to-access spaces.

20-S-T








Description

- Extra-thin trapezoidal pulling hooks.
- Parallel pulling hooks in every position, even with full load.
- Pulling hooks with infinitely variable adjustment on the cross-beam.
- Optimal adjustment of the spindle to the shaft with 2-sided spindle tip.
- Mechanical pressure screw.

Advantage

- The narrow, trapezoidal pulling jaws are suitable for extremely narrow, difficult to access places.
- Can be installed on various pulling hooks and variable reach thanks to jaw extensions.
- Turning the pulling hooks enables them to be used both internally and externally.
- Suitable for pulling asymmetric workpieces.
- Spindle head band prevents the wrench from slipping off.

Art.-No.					max.	
	40211761	mm	mm	mm	t	max. Nm
20-1-S-T	-321641	90	100	17	2,5	35
20-10-S-T	-201097	120	100	17	2,5	35

2-jaw puller with extremely narrow jaws, in set

ST

For removing gears, bearings, sprockets, synchronizer bodies, etc., in tight or difficult-to-access spaces.

20-SP-T







Description

- Extra-thin trapezoidal pulling hooks.
- Parallel pulling hooks in every position, even with full load.
- Pulling hooks with infinitely variable adjustment on the cross-beam.
- Optimal adjustment of the spindle to the shaft with 2-sided spindle tip.
- Mechanical pressure screw.

Advantage

- The narrow, trapezoidal pulling jaws are suitable for extremely narrow, difficult to access places.
- Variable reach thanks to optional jaw extensions.
- Can be installed on various pulling hooks.
- Turning the pulling hooks enables them to be used both internally and externally.
- Suitable for pulling asymmetric workpieces.

Art.-No.					max.	mit with
	40211761	mm	mm	mm	t	
20-10-SP-T	-321658	120	100/200/250/350	17	2,5	1-94-P, 1-194-P, 1-254-P

Set of universal 2- and 3-jaw pullers with extremely narrow jaws

ST

For removing gears, bearings, sprockets, synchronizer bodies, etc., in tight or difficult-to-access spaces.

K-2030-10-S-T








Description

- 8 in 1 kit in the tried-and-tested KUKKO-L-Boxx-System.
- The set facilitates the assembly of eight different pulling device models through the combination of pulling jaws and extensions.
- Flexibility assured thanks to two-arm or three-arm design.
- Extra-thin trapezoidal pulling hooks.
- Jaw extensions.

Advantage

- Practical package for universal use.
- The narrow, trapezoidal pulling jaws are suitable for extremely narrow, difficult to access places.
- Variable reach thanks to optional jaw extensions.
- Can be installed on various pulling hooks.
- Turning the pulling hooks enables them to be used both internally and externally.

Art.-No.				max.		
	40211761	mm	mm	t		
K-2030-10-S-T	-852022	120 - 130	100 - 350	3	614250, 20-10-SP-T, 30-10-SP-T	L-Boxx



Universal 3-jaw puller with extremely narrow jaws

ST

For removing gears, bearings, sprockets, synchronizer bodies, etc., in tight or difficult-to-access spaces.

30-S-T








Description

- Extra-thin trapezoidal pulling hooks.
- Parallel pulling hooks in every position, even with full load.
- Pulling hooks with infinitely variable adjustment on the cross-beam.
- Optimal adjustment of the spindle to the shaft with 2-sided spindle tip.
- Mechanical pressure screw.

Advantage

- The narrow, trapezoidal pulling jaws are suitable for extremely narrow, difficult to access places.
- Can be installed on various pulling hooks and variable reach thanks to jaw extensions.
- Turning the pulling hooks enables them to be used both internally and externally.
- Suitable for pulling asymmetric workpieces.
- Spindle head band prevents the wrench from slipping off.

Art.-No.					max.	
		mm	mm	mm	t	Nm
30-1-S-T	-321689	90	100	17	3	40
30-10-S-T	-321696	130	100	17	3	40

3-jaw puller with extremely narrow jaws, in set

ST

For removing bearings, gears, discs, etc. for tight or difficult-to-access spaces.

30-SP-T








Description

- Extra-thin pulling hooks in various lengths.
- Parallel pulling hooks in every position, even with full load.
- Pulling hooks with infinitely variable adjustment on the cross-beam.
- Optimal adjustment of the spindle to the shaft with 2-sided spindle tip.
- Mechanical pressure screw.

Advantage

- The narrow, trapezoidal pulling jaws are suitable for extremely narrow, difficult to access places.
- Variable reach thanks to optional jaw extensions.
- Can be installed on various pulling hooks.
- Turning the pulling hooks enables them to be used both internally and externally.
- Suitable for pulling asymmetric workpieces.

Art.-No.					max.		mit with
		mm	mm	mm	t	Nm	
30-10-SP-T	-770272	130	100/200/250/350	17	3	40	1-94-S, 1-194-S, 1-254-S

Serie 20-S-T



For removing gears, bearings, sprockets, synchronizer bodies, etc., in tight or difficult-to-access spaces.



Universal 2-jaw puller with quick adjusting jaws

ST

For removing bearings, gears, discs, etc.

20+








Description

- Standard pulling hook with quick adjusting capability quick adjust.
- Parallel pulling hooks in every position, even with full load.
- Pulling hooks with infinitely variable adjustment on the cross-beam.
- Optimal adjustment of the spindle to the shaft with 2-sided spindle tip.
- Mechanical pressure screw.

Advantage

- A manual adjustment knurl allows rapid loosening and adjusting of the extractor jaws on the cross-beam without using a wrench.
- Can be installed on various pulling hooks and variable reach thanks to jaw extensions.
- Turning the pulling hooks enables them to be used both internally and externally.
- Suitable for pulling asymmetric workpieces.
- Spindle head band prevents the wrench from slipping off.

Art.-No.					max.	
	40211761	mm	mm	mm	t	Nm
20-1+	-644771	90	100	17	4,5	80
20-10+	-644856	120	100	17	4,5	80
20-2+	-644931	160	150	22	6	150
20-20+	-645013	200	150	22	6	150
20-3+	-645198	250	200	27	8,5	300
20-30+	-645273	350	200	27	8,5	300

Universal 2-jaw puller with long hydraulic spindle and quick adjusting jaws(including mechanical pressure screw)

ST

For pulling particularly tight bearings, gears, discs, etc.

20+B








Description

- Grease hydraulics.
- Standard pulling hook with quick adjusting capability quick adjust.
- Parallel pulling hooks in every position, even with full load.
- Pulling hooks with infinitely variable adjustment on the cross-beam.
- Hydraulic and mechanical pressure screw.

Advantage

- Easy and even pulling for particularly tight parts.
- A manual adjustment knurl allows rapid loosening and adjusting of the extractor jaws on the cross-beam without using a wrench.
- Optional conversion to various jaw types for mechanical use.
- Variable reach thanks to jaw extensions, available up to a puller size of -30.
- Turning the pulling hooks enables them to be used both internally and externally.

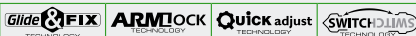
Art.-No.						mit with
	40211761	mm	mm	mm	t	
20-2+B	-885792	160	150	12	7	8-01
20-20+B	-885822	200	150	12	7	8-01
20-3+B	-885853	250	200	12	10	8-02
20-30+B	-885907	350	200	12	10	8-02

Sales display for 2-jaw pullers

ST

For removing bearings, gears, discs, etc.

20-ST+







Description

- The sales and workshop stands enable 2-jaw pullers to be stored and presented safely.
- Standard pulling hook with quick adjusting capability quick adjust.
- Parallel pulling hooks in every position, even with full load.
- Pulling hooks with infinitely variable adjustment on the cross-beam.
- Optimal adjustment of the spindle to the shaft with 2-sided spindle tip.

Advantage

- A manual adjustment knurl allows rapid loosening and adjusting of the extractor jaws on the cross-beam without using a wrench.
- Can be installed on various pulling hooks and variable reach thanks to jaw extensions.
- Turning the pulling hooks enables them to be used both internally and externally.
- Suitable for pulling asymmetric workpieces.
- Spindle head band prevents the wrench from slipping off.

Art.-No.				max.		Stück pieces
	40211761	mm	mm	t		
20-ST+	-668944	90 - 250	100 - 200	4,5 - 8,5	20-1+, 20-10+, 20-2+, 20-20+, 20-3+, 20-STL	5



Universal 2-jaw and 3-jaw puller set with quick-adjusting pulling jaws

ST

01

For removing bearings, gears, discs, etc.

K-2030-10+



Description

- 8 in 1 kit in the tried-and-tested KUKKO-L-Boxx-System.
- The set facilitates the assembly of eight different pulling device models through the combination of pulling jaws and extensions.
- Flexibility assured thanks to two-arm or three-arm design.
- If there is adequate free space around the part to be removed, we recommend using a 3-jaw puller.
- Standard pulling hooks in various lengths with quick adjusting capability quick adjust.

Advantage

- Practical package for universal use.
- Variable reach thanks to optional jaw extensions.
- Turning the pulling hooks enables them to be used both internally and externally.
- Suitable for pulling asymmetric workpieces.
- 2-jaw cross-beam with hexagonal profile for good grip.

Art.-No.		mm	mm	mm	max. t		
K-2030-10+	-001697	120 - 130	100 - 350	17	4,5 - 6,0	20-10+, 30-10-T, 614250, 1-92-E, 1-192-S, 1-252-S	L-Boxx

Universal puller set with separator

ST

For removing and separating ball bearings, roller bearings, inner rings and other flush parts.

K-20-15



Description

- 7 in 1" kit in the tried-and-tested KUKKO-L-Boxx system.
- Pulling hook with quick adjusting capability quick adjust.
- Jaw extensions.
- Parallel pulling hooks in every position, even with full load.

Advantage

- Practical package for universal use.
- Easy and even pulling for particularly tight parts.
- A manual adjustment knurl allows rapid loosening and adjusting of the extractor jaws on the cross-beam without using a wrench.
- Variable reach with jaw extensions.
- Optional conversion to various jaw types for mechanical use.

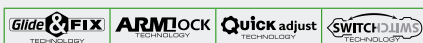
Art.-No.		mm	mm	mm	max. t		
K-20-15	-367311	90 - 160	100 - 300	22 - 115	4,5 - 6,0	600-17, 8-01, 15-2, 18-2, 20-1+, 20-2+, 1-192-P, 2-302-P	L-Boxx (2 Stk./pcs.)

Universal 3-jaw puller with quick adjusting jaws

ST

For removing bearings, gears, discs, etc.

30+



Description

- Standard pulling hook with quick adjusting capability quick adjust.
- Parallel pulling hooks in every position, even with full load.
- Pulling hooks with infinitely variable adjustment on the cross-beam.
- Optimal adjustment of the spindle to the shaft with 2-sided spindle tip.
- Mechanical pressure screw.

Advantage

- A manual adjustment knurl allows rapid loosening and adjusting of the extractor jaws on the cross-beam without using a wrench.
- Can be installed on various pulling hooks and variable reach thanks to jaw extensions.
- Turning the pulling hooks enables them to be used both internally and externally.
- Suitable for pulling asymmetric workpieces.
- Spindle head band prevents the wrench from slipping off.

Art.-No.		mm	mm	mm	max. t	max. Nm
30-1+	-731488	90	100	17	6	80
30-10+	-731556	130	100	17	6	80
30-2+	-731631	160	150	22	7	150
30-20+	-731716	200	150	22	7	150
30-3+	-731891	250	200	27	10	250
30-30+	-303333	350	200	27	10	250



Universal 3-jaw puller with long hydraulic spindle and quick adjusting jaws(including mechanical pressure screw)

ST

For pulling particularly tight bearings, gears, discs, etc.

30+B







Description

- Grease hydraulics.
- Standard pulling hook with quick adjusting capability quick adjust.
- Parallel pulling hooks in every position, even with full load.
- Pulling hooks with infinitely variable adjustment on the cross-beam.
- Hydraulic and mechanical pressure screw.

Advantage

- Easy and even pulling for particularly tight parts.
- A manual adjustment knurl allows rapid loosening and adjusting of the extractor jaws on the cross-beam without using a wrench.
- Optional conversion to various jaw types for mechanical use.
- Adjustable depth thanks to jaw extensions, available up to a puller size of -30.
- Turning the pulling hooks enables them to be used both internally and externally.

Art.-No.		 mm	 mm	 mm	max. t	mit with
30-2+B	-886294	160	150	12	7	8-01
30-20+B	-886324	200	150	12	7	8-01
30-3+B	-886355	250	200	12	10	8-02
30-30+B	-303067	350	200	12	10	8-02



Universal 2-jaw puller with narrow, quick adjusting jaws

ST

For removing bearings, gears, discs, etc. for tight or difficult-to-access spaces.

20+S








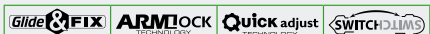
Description

- Thin pulling hook with quick adjusting capability quick adjust.
- Parallel pulling hooks in every position, even with full load.
- Pulling hooks with infinitely variable adjustment on the cross-beam.
- Optimal adjustment of the spindle to the shaft with 2-sided spindle tip.
- Mechanical pressure screw.

Advantage

- The thin pulling hooks are suitable for narrow, difficult-to-access locations.
- A manual adjustment knurl allows rapid loosening and adjusting of the extractor jaws on the cross-beam without using a wrench.
- Can be installed on various pulling hooks and variable reach thanks to jaw extensions.
- Turning the pulling hooks enables them to be used both internally and externally.
- Suitable for pulling asymmetric workpieces.

Art.-No.		 mm	 mm	 mm	max. t	 max. Nm
20-1+S	-756221	90	100	17	2,5	35
20-10+S	-756306	120	100	17	2,5	35
20-2+S	-756481	160	150	22	5	120
20-20+S	-756559	200	150	22	5	120
20-3+S	-756634	250	200	27	7	220
20-30+S	-756719	350	200	27	7	220



Sales display for 2-jaw puller with narrow jaws

ST

For removing bearings, gears, discs, etc. for tight or difficult-to-access spaces.

20-ST+S








Description

- The sales and workshop stands enable 2-jaw pullers to be stored and presented safely.
- Thin pulling hooks.
- Two-arm design for space-saving operation.
- Parallel pulling hooks in every position, even with full load.
- If there is adequate free space around the part to be removed, we recommend using a 3-jaw puller.

Advantage

- Turning the pulling hooks enables them to be used both internally and externally.
- Suitable for pulling asymmetric workpieces.
- Cross-beam with hexagonal profile for good grip.
- Spindle head band prevents the wrench from slipping off.
- Almost all components available as replacement parts, time-saving order process thanks to numbering system.

Art.-No.	 mm	 mm	 mm	max. t		Stück pieces
20-ST+S	90 - 250	100 - 200	17-27	2,5-7,0	20-STL, 20-1+S, 20-10+S, 20-2+S, 20-20+S, 20-3+S	5





Universal 2-jaw puller with narrow jaws, in set, quick adjusting jaws

ST

01

For removing bearings, gears, discs, etc. for tight or difficult-to-access spaces.

20+SP







Description

- Thin pulling jaws in various lengths with quick-adjusting capability.
- Parallel pulling hooks in every position, even with full load.
- Pulling hooks with infinitely variable adjustment on the cross-beam.
- Optimal adjustment of the spindle to the shaft with 2-sided spindle tip.
- Mechanical pressure screw.

Advantage

- The thin pulling hooks are suitable for narrow, difficult-to-access locations.
- A manual adjustment knurl allows rapid loosening and adjusting of the extractor jaws on the cross-beam without using a wrench.
- Can be installed on various pulling hooks and variable reach thanks to jaw extensions.
- Suitable for pulling asymmetric workpieces.
- Spindle head band prevents the wrench from slipping off.

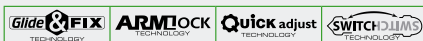
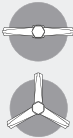
Art.-No.					max.
	40211761	mm	mm	mm	t
20-10+SP	-181061	120	100/200/250	17	2,5
20-20+SP	-181078	200	150/300	22	5
20-30+SP	-181085	350	200/300/400	27	7

Universal 2-jaw and 3-jaw puller set with narrow, quick-adjusting pulling jaws

ST

For removing bearings, gears, discs, etc. for tight or difficult-to-access spaces.

K-2030-10+S









Description

- Flexibility assured thanks to two-arm or three-arm design.
- If there is adequate free space around the part to be removed, we recommend using a 3-jaw puller.
- Thin pulling jaws in various lengths with quick-adjusting capability.
- Variable reach thanks to optional jaw extensions.
- Pulling hooks with infinitely variable adjustment on the cross-beam.

Advantage

- Practical package for universal use.
- Complete easy-to-manage package.
- Can be installed on various pulling hooks.
- Turning the pulling hooks enables them to be used both internally and externally.
- Suitable for pulling asymmetric workpieces.

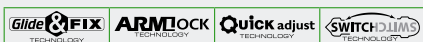
Art.-No.					max.		
	40211761	mm	mm	mm	t		
K-2030-10+S	-120060	120 - 130	100 - 350	17	2,5-3	20-10+S, 30-10-T, 614250, 1-93-E, 1-193-S, 1-253-S	L-Boxx

Universal 3-jaw puller with narrow, quick adjusting jaws

ST

For removing bearings, gears, discs, etc. for tight or difficult-to-access spaces.

30+S








Description

- Thin pulling hook with quick adjusting capability quick adjust.
- Parallel pulling hooks in every position, even with full load.
- Pulling hooks with infinitely variable adjustment on the cross-beam.
- Optimal adjustment of the spindle to the shaft with 2-sided spindle tip.
- Mechanical pressure screw.

Advantage

- The thin pulling hooks are suitable for narrow, difficult-to-access locations.
- A manual adjustment knurl allows rapid loosening and adjusting of the extractor jaws on the cross-beam without using a wrench.
- Can be installed on various pulling hooks and variable reach thanks to jaw extensions.
- Turning the pulling hooks enables them to be used both internally and externally.
- Suitable for pulling asymmetric workpieces.

Art.-No.					max.	
	40211761	mm	mm	mm	t	Nm
30-1+S	-756894	90	100	17	3	40
30-10+S	-756979	130	100	17	3	40
30-2+S	-757051	160	150	22	5	120
30-20+S	-757136	200	150	22	5	120
30-3+S	-757211	250	200	27	7	220



Universal 2-jaw puller with extremely narrow, quick adjusting jaws

ST

For removing gears, bearings, sprockets, synchronizer bodies, etc., in tight or difficult-to-access spaces.

20+S-T



Description

- Extra-thin trapezoidal pulling hook with quick adjusting capability quick adjust.
- Parallel pulling hooks in every position, even with full load.
- Pulling hooks with infinitely variable adjustment on the cross-beam.
- Optimal adjustment of the spindle to the shaft with 2-sided spindle tip.
- Mechanical pressure screw.

Advantage

- The narrow, trapezoidal pulling jaws are suitable for extremely narrow, difficult to access places.
- A manual adjustment knurl allows rapid loosening and adjusting of the extractor jaws on the cross-beam without using a wrench.
- Can be installed on various pulling hooks and variable reach thanks to jaw extensions.
- Turning the pulling hooks enables them to be used both internally and externally.
- Suitable for pulling asymmetric workpieces.

Art.-No.					max.	
	4021176	mm	mm	mm	t	max. Nm
20-1+S-T	-321344	90	100	17	2,5	35
20-10+S-T	-321368	120	100	17	2,5	35

Universal 3-jaw puller with extremely narrow, quick adjusting jaws

ST

For removing gears, bearings, sprockets, synchronizer bodies, etc., in tight or difficult-to-access spaces.

30+S-T



Description

- Extra-thin trapezoidal pulling hook with quick adjusting capability quick adjust.
- Parallel pulling hooks in every position, even with full load.
- Pulling hooks with infinitely variable adjustment on the cross-beam.
- Optimal adjustment of the spindle to the shaft with 2-sided spindle tip.
- Mechanical pressure screw.

Advantage

- The narrow, trapezoidal pulling jaws are suitable for extremely narrow, difficult to access places.
- A manual adjustment knurl allows rapid loosening and adjusting of the extractor jaws on the cross-beam without using a wrench.
- Can be installed on various pulling hooks and variable reach thanks to jaw extensions.
- Turning the pulling hooks enables them to be used both internally and externally.
- Suitable for pulling asymmetric workpieces.

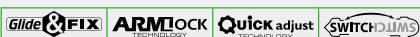
Art.-No.					max.	
	4021176	mm	mm	mm	t	max. Nm
30-1+S-T	-321320	90	100	17	3	40
30-10+S-T	-321337	130	100	17	3	40

Set of universal 2- and 3-jaw pullers with extremely narrow, quick adjusting jaws

ST

For removing gears, bearings, sprockets, synchronizer bodies, etc., in tight or difficult-to-access spaces.

K-2030-10+S-T



Description

- 8 in 1 kit in the tried-and-tested KUKKO-L-Boxx-System.
- The set facilitates the assembly of eight different pulling device models through the combination of pulling jaws and extensions.
- Flexibility assured thanks to two-arm or three-arm design.
- If there is adequate free space around the part to be removed, we recommend using a 3-jaw puller.
- Extra-thin trapezoidal pulling hook with quick adjusting capability quick adjust.

Advantage

- The narrow, trapezoidal pulling jaws are suitable for extremely narrow, difficult to access places.
- Practical package for universal use.
- Variable reach thanks to optional jaw extensions.
- Turning the pulling hooks enables them to be used both internally and externally.
- Suitable for pulling asymmetric workpieces.

Art.-No.					max.	
	4021176	mm	mm	mm	t	
K-2030-10+S-T	-001710	120 - 130	100 - 350	17	2,5	20-10+S-T, 30-10-T, 614250, 1-95-E, 1-195-S, 1-255-S



Puller, high performance is guaranteed

3-jaw puller, high performance is guaranteed

For removing bearings, gears, discs, etc.

ST

11-A



Description

- High performance is guaranteed.
- Standard pulling hook.
- Parallel pulling hooks in every position, even with full load.
- Pulling hooks with infinitely variable adjustment on the cross-beam.
- Mechanical pressure screw.

Advantage

- Variable reach thanks to optional jaw extensions.
- Turning the pulling hooks enables them to be used both internally and externally.
- Suitable for pulling asymmetric workpieces.
- Spindle head band prevents the wrench from slipping off.
- Almost all components available as replacement parts, time-saving order process thanks to numbering system.

Art.-No.					max.	
		mm	mm	mm		
11-0-A	-005886	375	200	36	15	500
11-0-A3	-729263	375	300	36	15	500
11-0-A4	-729348	375	400	36	15	500
11-0-A5	-729423	375	500	36	15	500
11-1-A	-075421	520	200	41	20	650
11-1-A3	-729591	520	300	41	20	650
11-1-A4	-729676	520	400	41	20	650
11-1-A5	-729751	520	500	41	20	650
11-2-A	-006203	650	200	41	20	650
11-2-A3	-706158	650	300	41	20	650
11-2-A4	-729836	650	400	41	20	650
11-2-A5	-729911	650	500	41	20	650

3-jaw puller with long hydraulic spindle, high performance is guaranteed

For pulling particularly tight bearings, gears, discs, etc.

ST

11-B



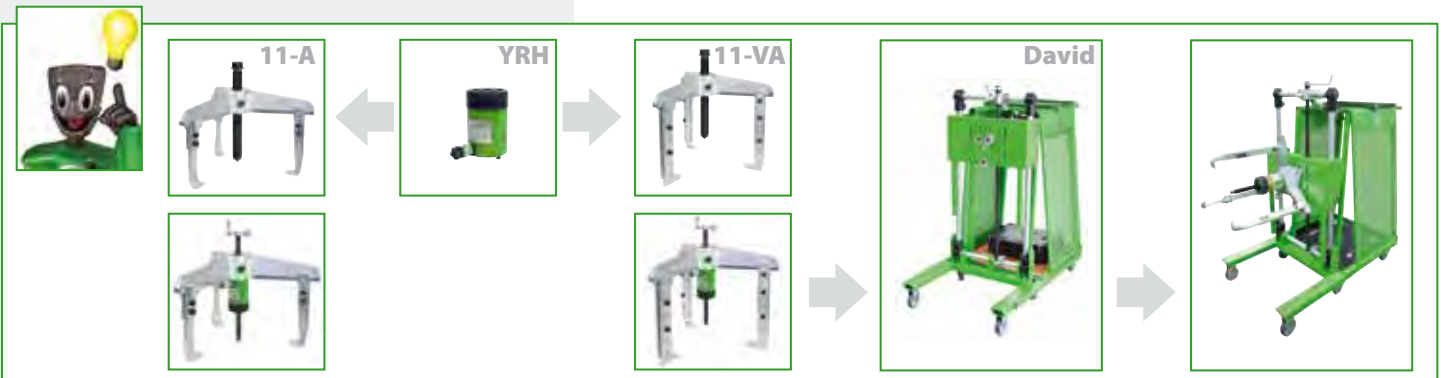
Description

- High performance is guaranteed.
- Grease hydraulics.
- Standard pulling hook.
- Parallel pulling hooks in every position, even with full load.
- Pulling hooks with infinitely variable adjustment on the cross-beam.

Advantage

- Easy and even pulling for particularly tight parts.
- Turning the pulling hooks enables them to be used both internally and externally.
- Suitable for pulling asymmetric workpieces.
- Almost all components available as replacement parts, time-saving order process thanks to numbering system.
- Note: Pressure pads from series 600-17 are a good addition if the shaft is hollow and the spindle cannot be supported.

Art.-No.					max.	mit with
		mm	mm	t		
11-0-B	-075346	375	200	15	30	8-1-B
11-1-B	-006128	520	200	20	45	8-2-K
11-2-B	-006388	650	200	20	30	8-2-K
11-3-B	-706073	650	300	20	30	8-2-K





2-jaw puller with short hydraulic spindle

ST

For removing particularly tight gears, sprockets, ball bearings, etc.

20-H







Description

- Grease hydraulics.
- Standard pulling hook.
- Parallel pulling hooks in every position, even with full load.
- Pulling hooks with infinitely variable adjustment on the cross-beam.
- Short hydraulic spindle

Advantage

- Little force required for a strong pulling performance.
- Piston functions on the axis and does not turn in the hydraulic spindle.
- Turning the pulling hooks enables them to be used both internally and externally.
- Suitable for pulling asymmetric workpieces.
- Spindle extensions enable the unit to be adjusted quickly to a range of different requirements.

Art.-No.		 mm	 mm	 t	mit with
20-3-H	-786839	250	200	10	800
20-30-H	-786914	350	200	10	800

Universal 2-jaw pullers with adjustable reach

ST

For removing bearings, gears, discs, etc.

20-AV/20-5








Description

- High performance is guaranteed.
- Standard pulling hook with adjustable depths.
- Parallel pulling hooks in every position, even with full load.
- Pulling hooks with infinitely variable adjustment on the cross-beam.
- Mechanical pressure screw.

Advantage

- Pulling hooks can be adjusted lengthwise and to meet the required clamping depths.
- Turning the pulling hooks enables them to be used both internally and externally.
- Suitable for pulling asymmetric workpieces.
- Spindle head band prevents the wrench from slipping off.
- Almost all components available as replacement parts, time-saving order process thanks to numbering system.

Art.-No.		 mm	 mm	 mm	 max. Nm	max. t
20-4-AV	-706233	520	300 - 500	36	400	12
20-40-AV	-973222	650	300 - 500	36	400	12
20-5	-009846	750	400 - 700	41	650	15

Universal 2-jaw puller with adjustable reach and long hydraulic spindle (including mechanical pressure screw)

ST

For pulling particularly tight bearings, gears, discs, etc.

20-H








Description

- Grease hydraulics.
- High performance is guaranteed.
- Standard pulling hook with adjustable depths.
- Parallel pulling hooks in every position, even with full load.
- Pulling hooks with infinitely variable adjustment on the cross-beam.

Advantage

- Little force required for a strong pulling performance.
- Pulling hooks can be adjusted lengthwise and to meet the required clamping depths.
- Turning the pulling hooks enables them to be used both internally and externally.
- Suitable for pulling asymmetric workpieces.
- Spindle head band prevents the wrench from slipping off.

Art.-No.		 mm	 mm	 t	 max. Nm	mit with
20-4-H	-227981	520	300 - 500	15	45	8-1-B
20-40-H	-732218	650	300 - 500	15	45	8-1-B
20-5-H	-228063	750	400 - 700	20	30	8-2-M



3-jaw pullers with adjustable reach

For removing bearings, gears, discs, etc.

ST

01

11-AV



Description

- High performance is guaranteed.
- Standard pulling hook with adjustable depths.
- Parallel pulling hooks in every position, even with full load.
- Pulling hooks with infinitely variable adjustment on the cross-beam.
- Mechanical pressure screw.

Advantage

- Pulling hooks can be adjusted lengthwise and to meet the required clamping depths.
- Turning the pulling hooks enables them to be used both internally and externally.
- Suitable for pulling asymmetric workpieces.
- Spindle head band prevents the wrench from slipping off.
- Almost all components available as replacement parts, time-saving order process thanks to numbering system.


Art.-No.					max. t	 max. Nm
		mm	mm	mm		
11-0-AV	-730078	375	300 - 500	36	15	500
11-1-AV	-730153	520	300 - 500	41	20	650
11-2-AV	-730238	650	300 - 500	41	20	650

3-jaw pullers with adjustable reach and long hydraulic spindle

For pulling particularly tight bearings, gears, discs, etc.

ST

11-BV



hydraulic
TECHNOLOGY



Description

- High performance is guaranteed.
- Grease hydraulics.
- Standard pulling hook with adjustable depths.
- Parallel pulling hooks in every position, even with full load.
- Pulling hooks with infinitely variable adjustment on the cross-beam.

Advantage

- Easy and even pulling for particularly tight parts.
- Pulling hooks can be adjusted lengthwise and to meet the required clamping depths.
- Turning the pulling hooks enables them to be used both internally and externally.
- Suitable for pulling asymmetric workpieces.
- Almost all components available as replacement parts, time-saving order process thanks to numbering system.

Art.-No.					max. Nm	mit with
		mm	mm	t		
11-0-BV	-730313	375	300 - 500	15	45	8-1-B
11-1-BV	-730498	520	300 - 500	20	30	8-2-K
11-2-BV	-730566	650	300 - 500	20	30	8-2-K

Spare parts for assembly 11

ST

11



11-0-T
11-520
11-650



637350
633400

Art.-No.		Bezeichnung description					
			mm	mm	mm		
11-0-T	-110306	Traverse cross beam	-	-	-	-	11-0-A, 11-0-A3, 11-0-A4, 11-0-A5, 11-0-AV, 11-0-B, 11-0-BV, 30-4
11-520	-035333	Traverse cross beam	-	-	-	-	11-1-A, 11-1-A3, 11-1-A4, 11-1-A5, 11-1-AV, 11-1-B, 11-1-BV
11-650	-035418	Traverse cross beam	-	-	-	-	11-2-A, 11-2-A3, 11-2-A4, 11-2-A5, 11-2-AV, 11-2-B, 11-3-B, 11-2-BV, 30-5
637350	-893469	Spindel spindle	G 1.1/8	37,897	350	36	11-1-A, 11-1-A3, 11-1-A4, 11-1-A5, 11-2-A, 11-2-A3, 11-2-A4, 11-2-A5, 11-1-AV, 11-2-AV, 30-40, 30-5
633400	-765384	Spindel spindle	G 1"	33,249	400	36	11-0-A, 11-0-A3, 11-0-A4, 11-0-A5, 11-0-AV, 18-4



2 pulling jaws (pair)

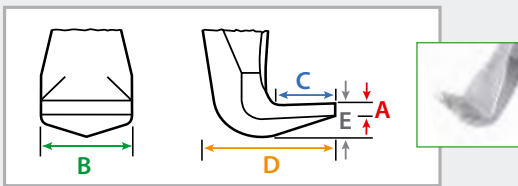
For removing bearings, gears, discs, etc.

0-P

1-90-P
2-150-P
3-200-P



1-190-P
1-250-P
1-400-P
2-300-P
3-250-P
3-300-P
3-400-P
3-500-P



Description

- Standard pulling hooks in various lengths.
- Pulling hooks with infinitely variable adjustment on the cross-beam.
- Pulling hook with sliding part only available in pair of 2.

Advantage

- Variable reach thanks to jaw extensions, available up to a puller size of -30.
- Turning the pulling hooks enables them to be used both internally and externally.
- Suitable for pulling asymmetric workpieces.
- As a replacement part or supplement to your KUKKO puller.

Art.-No.		J mm	A mm	B mm	C mm	D mm	E mm	
1-90-P	-001338	100	3,0	20	15	31	10	20-1, 20-10
1-190-P	-001666	200	3,0	20	15	31	10	20-1, 20-10
1-250-P	-001901	250	3,0	20	15	31	10	20-1, 20-10
1-400-P	-975660	400	3,0	20	15	31	10	20-1, 20-10
2-150-P	-002403	150	4,0	24	18	40	9	20-2, 20-20
2-300-P	-002731	300	4,0	24	18	40	9	20-2, 20-20
3-200-P	-003233	200	4,0	35	37	67	20	20-3, 20-30, 20-4, 20-40
3-250-P	-901232	250	4,0	35	37	67	20	20-3, 20-30, 20-4, 20-40
3-300-P	-003561	300	4,0	35	37	67	20	20-3, 20-30, 20-4, 20-40
3-400-P	-003806	400	4,0	35	37	67	20	20-3, 20-30, 20-4, 20-40
3-500-P	-004148	500	4,0	35	37	67	20	20-3, 20-30, 20-4, 20-40

3 pulling jaws (set)

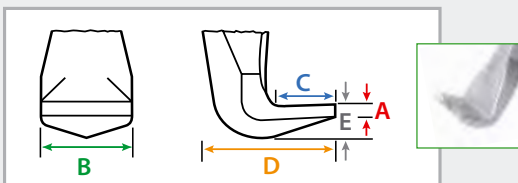
For removing bearings, gears, discs, etc.

0-S

1-90-S
2-150-S
3-200-S



1-190-S
1-250-S
1-400-S
2-300-S
3-250-S
3-300-S
3-400-S
3-500-S



Description

- Standard pulling hooks in various lengths.
- Pulling hooks with infinitely variable adjustment on the cross-beam.
- Pulling hook with sliding part only available in set of 3.

Advantage

- Adjustable depth thanks to jaw extensions, available up to a puller size of -30.
- Turning the pulling hooks enables them to be used both internally and externally.
- Suitable for pulling asymmetric workpieces.
- As a replacement part or supplement to your KUKKO puller.

Art.-No.		J mm	A mm	B mm	C mm	D mm	E mm	
1-90-S	-001413	100	3	20	15	31	10	30-1, 30-10
1-190-S	-001741	200	3	20	15	31	10	30-1, 30-10
1-250-S	-002083	250	3	20	15	31	10	30-1, 30-10
1-400-S	-975684	400	3	20	15	31	10	30-1, 30-10
2-150-S	-002571	150	4	24	18	40	9	30-2, 30-20
2-300-S	-002816	300	4	24	18	40	9	30-2, 30-20
3-200-S	-003318	200	4	35	37	67	20	30-3, 30-30, 30-4, 30-40
3-250-S	-901249	250	4	35	37	67	20	30-3, 30-30, 30-4, 30-40
3-300-S	-003646	300	4	35	37	67	20	30-3, 30-30, 30-4, 30-40
3-400-S	-003981	400	4	35	37	67	20	30-3, 30-30, 30-4, 30-40
3-500-S	-004223	500	4	35	37	67	20	30-3, 30-30, 30-4, 30-40



2 narrow jaws (pair)

ST

01

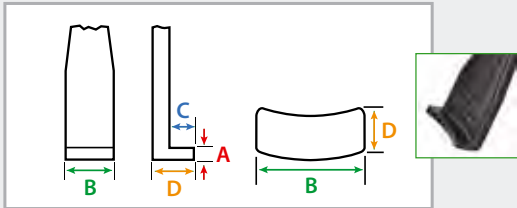

For removing bearings, gears, discs, etc. for tight or difficult-to-access spaces.

1-P

1-91-P
2-151-P
3-201-P



1-191-P
1-251-P
1-401-P
2-301-P
3-251-P
3-301-P
3-401-P
3-501-P






Description

- Thin pulling hooks in various lengths.
- Pulling hooks with infinitely variable adjustment on the cross-beam.
- Pulling hook with sliding part only available in pair of 2.

Advantage

- Variable reach thanks to jaw extensions, available up to a puller size of -30.
- Turning the pulling hooks enables them to be used both internally and externally.
- Suitable for pulling asymmetric workpieces.
- As a replacement part or supplement to your KUKKO puller.

Art.-No.			A	B	C	D	
		mm	mm	mm	mm	mm	
1-91-P	-434716	100	2,6	30	7	14	20-1-S, 20-10-S
1-191-P	-461286	200	2,6	30	7	14	20-1-S, 20-10-S
1-251-P	-461446	250	2,6	30	7	14	20-1-S, 20-10-S
1-401-P	-985010	400	2,3	30	7	14	20-1-S, 20-10-S
2-151-P	-702921	150	4,0	32	8	19	20-2-S, 20-20-S
2-301-P	-703188	300	4,0	32	8	19	20-2-S, 20-20-S
3-201-P	-726521	200	6,5	35	17	52	20-4, 20-40, 20-3-S, 20-30-S
3-301-P	-726781	300	6,5	35	17	52	20-4, 20-40, 20-3-S, 20-30-S
3-401-P	-726941	400	6,5	35	17	52	20-4, 20-40, 20-3-S, 20-30-S
3-501-P	-727108	500	6,5	35	17	52	20-4, 20-40, 20-3-S, 20-30-S

3 narrow jaws (set)

ST

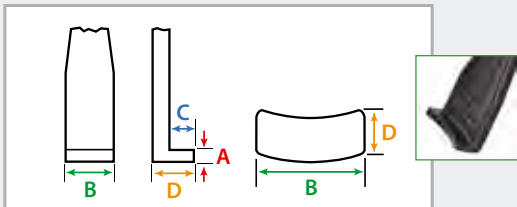
For removing bearings, gears, discs, etc. for tight or difficult-to-access spaces.

1-S

1-91-S
2-151-S
3-201-S



1-191-S
1-251-S
1-401-S
2-301-S
3-251-S
3-301-S
3-401-S
3-501-S




Description

- Thin pulling hooks in various lengths.
- Pulling hooks with infinitely variable adjustment on the cross-beam.
- Pulling hook with sliding part only available in set of 3.

Advantage

- Adjustable depth thanks to jaw extensions, available up to a puller size of -30.
- Turning the pulling hooks enables them to be used both internally and externally.
- Suitable for pulling asymmetric workpieces.
- As a replacement part or supplement to your KUKKO puller.

Art.-No.			A	B	C	D	
		mm	mm	mm	mm	mm	
1-91-S	-497834	100	2,6	30	7	14	30-1-S, 30-10-S
1-191-S	-497919	200	2,6	30	7	14	30-1-S, 30-10-S
1-251-S	-498091	250	2,6	30	7	14	30-1-S, 30-10-S
1-401-S	-985034	400	2,6	30	7	14	30-1-S, 30-10-S
2-151-S	-728686	150	4,0	32	8	19	30-2-S, 30-20-S
2-301-S	-728761	300	4,0	32	8	19	30-2-S, 30-20-S
3-201-S	-728846	200	6,5	35	17	52	30-3-S
3-301-S	-728921	300	6,5	35	17	52	30-3-S
3-401-S	-729003	400	6,5	35	17	52	30-3-S
3-501-S	-729188	500	6,5	35	17	52	30-3-S

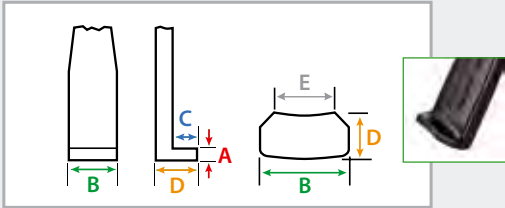


2 extremely narrow jaws (pair)

ST

For removing gears, bearings, sprockets, synchronizer bodies, etc., in tight or difficult-to-access spaces.

4-P






Description

- Extra-thin pulling hooks in various lengths.
- Pulling hooks with infinitely variable adjustment on the cross-beam.
- Pulling hook with sliding part only available in pair of 2.

Advantage

- Variable reach thanks to jaw extensions, available up to a puller size of -30.
- Turning the pulling hooks enables them to be used both internally and externally.
- Suitable for pulling asymmetric workpieces.
- As a replacement part or supplement to your KUKKO puller.

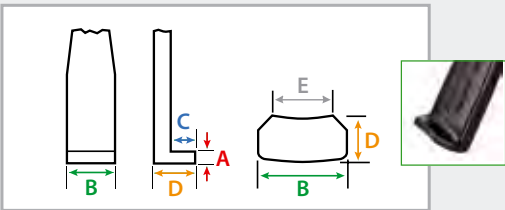
Art.-No.		 mm	A mm	B mm	C mm	D mm	E mm	
1-94-P	-852039	100	3	24	7	12	15	20-1-S-T, 20-10-S-T
1-194-P	-321399	200	3	24	7	12	15	20-1-S-T, 20-10-S-T
1-254-P	-321498	250	3	24	7	12	15	20-1-S-T, 20-10-S-T

3 extremely narrow jaws (set)

ST

For removing gears, bearings, sprockets, synchronizer bodies, etc., in tight or difficult-to-access spaces.

4-S






Description

- Extra-thin pulling hooks in various lengths.
- Pulling hooks with infinitely variable adjustment on the cross-beam.
- Pulling hook with sliding part only available in set of 3.

Advantage

- Adjustable depth thanks to jaw extensions, available up to a puller size of -30.
- Turning the pulling hooks enables them to be used both internally and externally.
- Suitable for pulling asymmetric workpieces.
- As a replacement part or supplement to your KUKKO puller.

Art.-No.		 mm	A mm	B mm	C mm	D mm	E mm	
1-94-S	-321580	100	3	24	7	12	15	30-1-S-T, 30-10-S-T
1-194-S	-321412	200	3	24	7	12	15	30-1-S-T, 30-10-S-T
1-254-S	-484520	250	3	24	7	12	15	30-1-S-T, 30-10-S-T



2 quick adjusting jaws (pair)

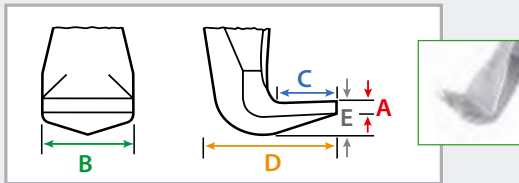
For removing bearings, gears, discs, etc.

2-P



1-92-P
2-152-P
3-202-P

1-192-P
1-252-P
1-402-P
2-302-P
3-252-P
3-302-P
3-402-P
3-502-P



Description

- Pulling hooks with infinitely variable adjustment on the cross-beam.
- Pulling hook with sliding part only available in pair of 2.

Advantage

- Variable reach thanks to jaw extensions, available up to a puller size of -30.
- Turning the pulling hooks enables them to be used both internally and externally.
- Suitable for pulling asymmetric workpieces.
- As a replacement part or supplement to your KUKKO puller.

Art.-No.			A	B	C	D	E	
		mm	mm	mm	mm	mm	mm	
1-92-P	-732393	100	3	20	15	31	10	20-1+, 20-10+
1-192-P	-973611	200	3	20	15	31	10	20-1+, 20-10+
1-252-P	-973673	250	3	20	15	31	10	20-1+, 20-10+
2-152-P	-973765	150	4	24	18	40	9	20-2+, 20-20+
2-302-P	-973819	300	4	24	18	40	9	20-2+, 20-20+
3-202-P	-732706	200	4	35	37	67	20	20-3+, 20-30+
3-302-P	-973932	300	4	35	37	67	20	20-3+, 20-30+
3-402-P	-974014	400	4	35	37	67	20	20-3+, 20-30+
3-502-P	-974137	500	4	35	37	67	20	20-3+, 20-30+

3 quick adjusting jaws (set)

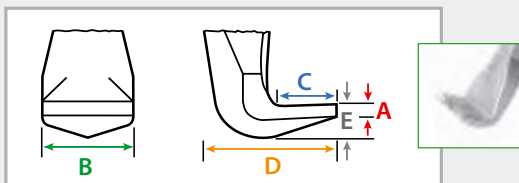
For removing bearings, gears, discs, etc.

2-S



1-92-S
2-152-S
3-202-S

1-192-S
1-252-S
1-402-S
2-302-S
3-252-S
3-302-S
3-402-S
3-502-S



Description

- Pulling hooks with infinitely variable adjustment on the cross-beam.
- Pulling hook with sliding part only available in set of 3.

Advantage

- Adjustable depth thanks to jaw extensions, available up to a puller size of -30.
- Turning the pulling hooks enables them to be used both internally and externally.
- Suitable for pulling asymmetric workpieces.
- As a replacement part or supplement to your KUKKO puller.

Art.-No.			A	B	C	D	E	
		mm	mm	mm	mm	mm	mm	
1-92-S	-973741	100	3	20	15	31	10	30-1+, 30-10+
1-192-S	-973635	200	3	20	15	31	10	30-1+, 30-10+
1-252-S	-973697	250	3	20	15	31	10	30-1+, 30-10+
2-152-S	-973772	150	4	24	18	40	9	30-2+, 30-20+
2-302-S	-973833	300	4	24	18	40	9	30-2+, 30-20+
3-202-S	-973895	200	4	35	37	67	20	30-3+, 30-30+
3-302-S	-973956	300	4	35	37	67	20	30-3+, 30-30+
3-402-S	-974038	400	4	35	37	67	20	30-3+, 30-30+
3-502-S	-974151	500	4	35	37	67	20	20-3+, 20-30+



2 narrow, quick adjusting jaws (pair)

ST

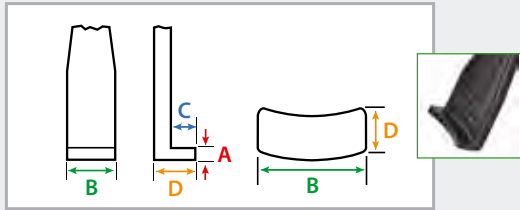
For removing bearings, gears, discs, etc. for tight or difficult-to-access spaces.

3-P



1-93-P
2-153-P
3-203-P

1-193-P
1-253-P
1-403-P
2-303-P
3-253-P
3-303-P
3-403-P
3-503-P





Description

- Thin pulling hooks with Quickadjust in various lengths.
- Pulling hooks with infinitely variable adjustment on the cross-beam.
- Pulling hook with sliding part only available in pair of 2.

Advantage

- Variable reach thanks to jaw extensions, available up to a puller size of -30.
- Turning the pulling hooks enables them to be used both internally and externally.
- Suitable for pulling asymmetric workpieces.
- As a replacement part or supplement to your KUKKO puller.

Art.-No.		J mm	A mm	B mm	C mm	D mm	
1-93-P	-973352	100	2,6	30	7	14	20-1+S, 20-10+S
1-193-P	-973642	200	2,6	30	7	14	20-1+S, 20-10+S
1-253-P	-973710	250	2,6	30	7	14	20-1+S, 20-10+S
2-153-P	-973789	150	4,0	32	8	19	20-2+S, 20-20+S
2-303-P	-973857	300	4,0	32	8	19	20-2+S, 20-20+S
3-203-P	-973901	200	6,5	35	17	52	20-3+S, 20-30+S
3-303-P	-973970	300	6,5	35	17	52	20-3+S, 20-30+S
3-403-P	-974052	400	6,5	35	17	52	20-3+S, 20-30+S
3-503-P	-974175	500	6,5	35	17	52	20-3+S, 20-30+S

3 narrow, quick adjusting jaws (set)

ST

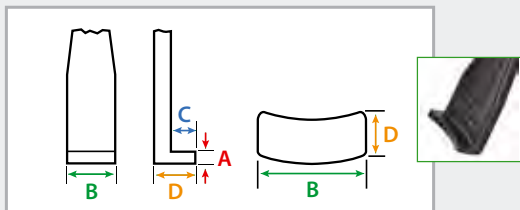
For removing bearings, gears, discs, etc. for tight or difficult-to-access spaces.

3-S



1-93-S
2-153-S
3-203-S

1-193-S
1-253-S
1-403-S
2-303-S
3-253-S
3-303-S
3-403-S
3-503-S





Description

- Pulling hooks with infinitely variable adjustment on the cross-beam.
- Pulling hook with sliding part only available in set of 3.

Advantage

- Adjustable depth thanks to jaw extensions, available up to a puller size of -30.
- Turning the pulling hooks enables them to be used both internally and externally.
- Suitable for pulling asymmetric workpieces.
- As a replacement part or supplement to your KUKKO puller.

Art.-No.		J mm	A mm	B mm	C mm	D mm	
1-93-S	-973758	100	2,6	30	7	14	30-1+S, 30-10+S
1-193-S	-973659	200	2,6	30	7	14	30-1+, 30-10+
1-253-S	-973734	250	2,6	30	7	14	30-1+, 30-10+
2-153-S	-973796	150	4,0	32	8	19	30-2+S, 30-20+S
2-303-S	-973871	300	4,0	32	8	19	30-2+S, 30-20+S
3-203-S	-973918	200	6,5	35	17	52	30-3+S
3-303-S	-973994	300	6,5	35	17	52	30-3+S
3-403-S	-974076	400	6,5	35	17	52	30-3+S
3-503-S	-974199	500	6,5	35	17	52	30-3+S



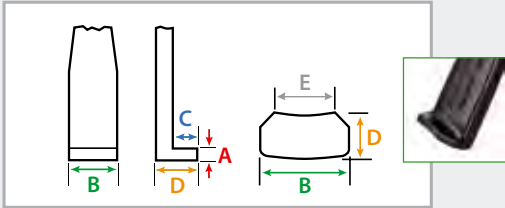
2 extremely narrow, quick adjusting jaws (pair)

ST

01

For removing gears, bearings, sprockets, synchronizer bodies, etc., in tight or difficult-to-access spaces.

5-P



Description

- Extra-thin pulling hooks with Quickadjust in various lengths.
- Pulling hooks with infinitely variable adjustment on the cross-beam.
- Pulling hook with sliding part only available in pair of 2.

Advantage

- Variable reach thanks to jaw extensions, available up to a puller size of -30.
- Turning the pulling hooks enables them to be used both internally and externally.
- Suitable for pulling asymmetric workpieces.
- As a replacement part or supplement to your KUKKO puller.

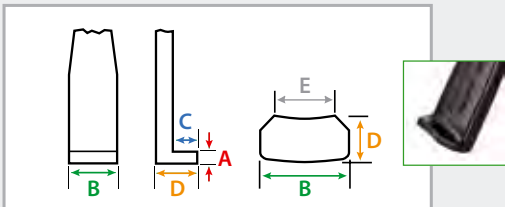
Art.-No.		J	A	B	C	D	E	
		mm	mm	mm	mm	mm	mm	
1-95-P	-321610	100	3	24	7	12	15	20-1+S-T, 20-10+S-T
1-195-P	-321443	200	3	24	7	12	15	20-1+S-T, 20-10+S-T
1-255-P	-321542	250	3	24	7	12	15	20-1+S-T, 20-10+S-T

3 extremely narrow, quick adjusting jaws (set)

ST

For removing gears, bearings, sprockets, synchronizer bodies, etc., in tight or difficult-to-access spaces.

5-S



Description

- Pulling hooks with infinitely variable adjustment on the cross-beam.
- Pulling hook with sliding part only available in set of 3.

Advantage

- Adjustable depth thanks to jaw extensions, available up to a puller size of -30.
- Turning the pulling hooks enables them to be used both internally and externally.
- Suitable for pulling asymmetric workpieces.
- As a replacement part or supplement to your KUKKO puller.

Art.-No.		J	A	B	C	D	E	
		mm	mm	mm	mm	mm	mm	
1-95-S	-321634	100	3	24	7	12	15	30-1+S-T, 30-10+S-T
1-195-S	-321467	200	3	24	7	12	15	30-1+S-T, 30-10+S-T
1-255-S	-321566	250	3	24	7	12	15	30-1+S, 30-10+S

2 pulling arms with adjustable length (Pair)

ST

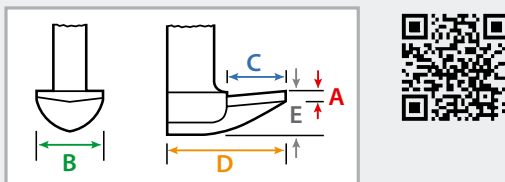
For removing bearings, gears, discs, etc.

SP-P

4-SP-P
5-SP-P



4-SP-S



Description

- Standard pulling hook with adjustable depths.
- Pulling hook with sliding part only available in pair of 2.
- Pulling hooks with infinitely variable adjustment on the cross-beam.

Advantage

- Pulling hooks can be adjusted lengthwise and to meet the required clamping depths.
- Turning the pulling hooks enables them to be used both internally and externally.
- Suitable for pulling asymmetric workpieces.
- As a replacement part or supplement to your KUKKO puller.

Art.-No.		J	A	B	C	D	E	
		mm	mm	mm	mm	mm	mm	
4-SP-P	-004636	300-500	7	40	45	85	25	20-3, 20-30, 20-4, 20-40
5-SP-P	-004971	400-700	7	40	45	85	25	20-5
4-SP-S	-004711	300-500	7	40	45	85	25	11-0, 11-1, 11-2, 30-5



Mechanical pressure spindle



Description

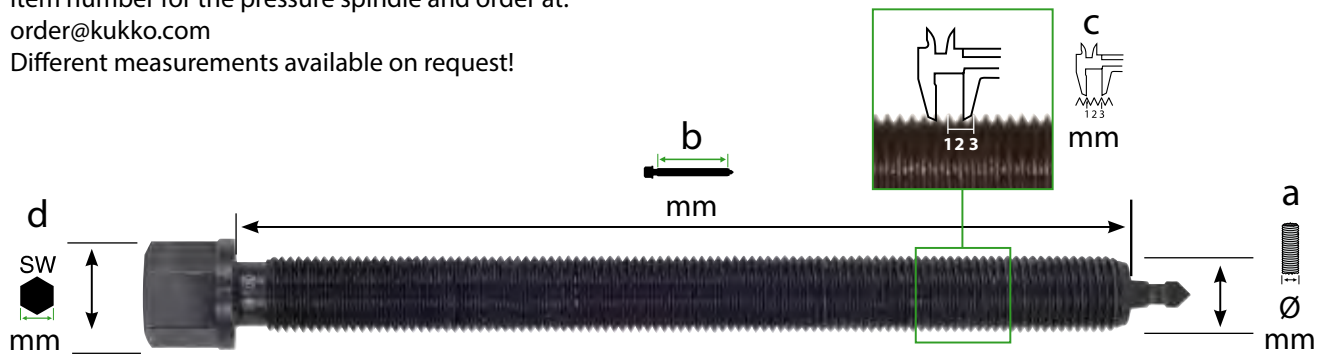
- KUKKO pressure spindles with milled thread have been specifically engineered for use in KUKKO pullers, in order to achieve particularly high tensile forces.
- The pressure spindles are specially coated and therefore guarantee particularly good sliding properties in the thread.
- Optimal adjustment of the spindle to the shaft with 2-sided spindle tip - ④ SWITCH-Technology.
- The mounted, freely-rotating centering point ⑤ protects the shaft against damage when applying the pulling force.
- Only complete with KUKKO safety-first label ⑥
- A tube of KUKKO special grease KSF-69 included for pressure spindle.

Advantage

- The spindle head ② and the spindle band ③ are lasered with the item number.
- The spindle heads have a band which prevents the wrench from slipping during the pulling process. ①

The correct determination of a replacement spindle if **no item number** is available.

Take the following four measurements, check the item number for the pressure spindle and order at: order@kukko.com
Different measurements available on request!



a
Measure the spindle diameter.



b
Measure the thread length to the tip of the spindle



c
Measure the length over three turns of the thread.



d
Measure the hexagon of the spindle head.



Art.-No.

6	14	160
Pressure screw	∅ mm	b mm
	a	b




Art.-No.		suitable for	thread	a mm	b mm	c mm	d SW mm						Art.-No.
608080	-176241	48, 482-1	M 8x1,25	8	80	3,75	-	-	X	-	-	X	-
608130	-481086	482-2, 483-2	M 8x1,25	8	130	3,75	-	-	X	-	-	X	-
609087	-102493	41-1, 42-1, 43-1, 43-11, 43-12, 43-2	M 9x1,25	9	87	3,75	-	-	X	-	-	X	-
609105	-101403	41-2, 42-2, 43-3, 43-13	M 9x1,25	9	105	3,75	-	-	X	-	-	X	-
610070	-362446	41-0, 42-0	M 10x1,5	10	75	4,50	13	X	-	-	-	X	-
610094	-122118	204-0	M 10x1,5	10	94	4,50	-	-	X	-	-	X	-
610110	-433726	208-0, 209-0, 112-1, 112-10	M 10x1,5	10	120	4,50	8	X	-	-	-	X	-
610120	-	70-01	M 10x1,5	10	120	4,50	13	X	-	-	-	X	-
612080	-238468	201-0, 202-0, 203-0	M 12x1,5	12	85	4,50	13	X	-	X	X	-	612140
612110	-112881	205-00, 206-00, 207-00	M 12x1,5	12	110	4,50	13	X	-	X	X	-	612140
612130	-077081	18-0, 44-1, 45-1, 14-01, 14-1	M 12x1,5	12	130	4,50	13	X	-	X	X	-	612140
612150	-790201	41-3, 42-3	M 12x1,5	12	150	4,50	13	X	-	X	-	-	-
612200	-480744	482-3, 483-3	M 12x1,75	12	210	5,25	13	X	-	X	X	-	612140
614135	-074271	12-1, 30-1, 30-1+, 30-10, 30-10+, 30-1-S, 30-10-S, 30-1+S, 30-10+S, 30-1-S-T, 30-10-S-T, 30-1+S-T, 30-10+S-T, 30-10-P3, 30-10SP, 32-1, 33, 34-0, 34-1, 110-1, 110-10, 112-2, 120-1, 120-10, 130-10, 201-1, 202-1, 203-1,	M 14x1,5	14	135	4,50	17	X	-	X	X	-	612140
614160	-112966	14-2, 20-1, 20-10, 20-1-S, 20-10-S, 20-1+S, 20-10+S, 20-1+, 20-10+, 20-1+S-T, 20-10+S-T, 20-1-2, 20-1-25, 20-1-4, 20-10-2, 20-10-25, 20-10-4, 20-1-S-T, 20-10-S-T, 20-10-SP, 20-10-P3, 20-10-V, 30-1-2, 30-10-2, 44-2, 45-2, 112-20, 113-20, 120-2, 130-2, 205-01, 206-01, 207-01, 208-01, 209-01	M 14x1,5	14	160	4,50	17	X	-	X	X	-	612140
614200	-838576	14-3, 14-03 41-4, 42-4	M 14x1,5	14	200	4,50	17	X	-	X	-	-	-
614250	-306709	K-2030-10, K-2030-10+S, K-2030-10+S+T, 70-2, 201-S, 202-S	M 14x1,5	14	250	4,50	17	X	-	X	X	-	612140
616220	-420856	112-3, 113-3	M 16x1,5	16	220	4,50	17	X	-	X	-	-	-
616270	-480829	482-4, 483-4	M 16x2,0	16	270	6,00	17	X	-	-	X	-	-
616325	-480904	482-5, 483-5	M 16x2,0	16	325	6,00	17	X	-	-	X	-	-
618068	-123771	127-3, 128-3, 128-G3	M 18x1,5	18	58	4,50	19	X	-	X	-	-	-
618105	-073779	204-1	M 18x1,5	18	105	4,50	19	X	-	X	-	-	-
618175	-074356	12-2, 18-1, 32-2, 110-2, 110-20	M 18x1,5	18	175	4,50	19	X	-	X	X	-	616180
618210	-113048	44-3, 45-3	M 18x1,5	18	210	4,50	19	X	-	X	-	-	-
620172	-817946	28-1, 28-2	M 20x2,5*	20	170	7,50	24	X	X	X	X	-	620260
620230	-818028	28-3	M 20x2,5*	20	230	7,50	24	X	X	-	X	-	-
620250	-818103	28-4	M 20x2,5*	20	250	7,50	24	X	X	-	X	-	-
621130	-124358	204-2, 204-02	G 1/2" / 14"	20,955	130	5,40	22	X	-	X	-	-	-
621170	-067181	18-2	G 1/2" / 14"	20,955	170	5,40	22	X	-	X	X	-	620260
621220	-268373	20-2, 20-20, 20-2+, 20-2+S, 20-20+S, 20-20+, 20-2-S, 20-20+, 20-2-S, 20-20-S, 20-2-3, 20-20-3, 20-20SP, 20-20-P2, 30-2, 30-20, 30-2+, 30-20+, 30-2+S, 30-20+S, 30-2-S, 30-20-S, 30-2-3, 30-20-3, 30-20SP, 30-20-P2, 31-1, 31-2, 124-20-A, 124-20-1, 200-U, 201-2, 202-2, 203-2, 205-02, 206-02, 207-02, 208-02, 209-02, 210-1	G 1/2" / 14"	20,955	210	5,40	22	X	-	X	X	-	620260
621300	-765346	41-5, 42-5, 110-3, 110-4	G 1/2" / 14"	20,955	300	5,40	22	X	-	X	X	-	620260
621355	-236228	70-4, 112-4, 113-4	G 1/2" / 14"	20,955	355	5,40	22	X	-	X	-	-	-
623150	-018961	128-4, 128-5, 128-T4	G 5/8" / 14"	22,911	150	5,40	24	X	-	-	X	-	-
623170	-124501	120-20, 130-20, 204-3, 204-30	G 5/8" / 14"	22,911	170	5,40	24	X	-	X	X	-	620260
623230	-074684	12-3, 120-3, 120-30, 130-3	G 5/8" / 14"	22,911	230	5,40	24	X	-	X	X	-	620260
623260	-113123	44-4, 45-4	G 5/8" / 14"	22,911	260	5,40	24	X	-	X	X	-	620260
623325	-125263	44-5, 45-5, 113-5, 210-2, 210-3	G 5/8" / 14"	22,911	325	5,40	24	X	-	X	-	-	-
623360	-814976	44-6, 45-6	G 5/8" / 14"	22,911	400	5,40	24	X	-	X	-	-	-
623450	-832796	45-7	G 5/8" / 14"	22,911	450	5,40	24	X	-	X	-	-	-
626300	-765360	18-3, 20-3, 20-30, 20-3+, 20-30+, 20-3-S, 20-30-S, 20-3+S, 20-30+S, 20-3-25, 20-3-3, 20-30-3, 20-3-4, 20-30-4, 20-3-5, 20-30-5, 20-30-P3, 20-30SP, 30-3, 30-30, 30-3+, 30-30+, 30-3-5, 30-3+S, 30-3-25, 30-3-3, 30-30-3, 30-3-4, 30-30-4, 30-3-5, 30-30-5, 30-3-P3, 30-3SP, 201-3, 201-4, 202-3, 202-4, 203-3, 203-4, 205-1, 206-1, 207-1	G 3/4" / 14"	26,441	300	5,40	27	X	-	X	X	-	620260
626400	-125423	20-40, 20-40-4, 20-40-5, 12-4, 205-2, 205-3, 206-2, 206-3, 207-2, 207-3, 10-M,	G 3/4" / 14"	26,441	400	5,40	27	X	-	X	-	-	-
626500	-765377	12-5	G 3/4" / 14"	26,441	500	5,40	27	X	-	X	-	-	-
633400	-765384	11-0, 18-4, 20-4, 46-1, 47-1	G 1" / 14"	33,249	400	6,90	36	X	-	X	-	-	-
633500	-893452	20-AV, 46-2-A, 47-2-A	G 1" / 14"	33,249	500	6,90	36	X	-	X	-	-	-
633600	-866388	12-6, 12-7	G 1" / 14"	33,249	600	6,90	36	X	-	X	-	-	-
637350	-893469	11-1, 11-2, 30-40, 30-5	G 1 1/8" / 14"	37,897	350	6,90	41	X	-	X	-	-	-
637500	-893469	15-E	G 1 1/8" / 14"	37,897	500	6,90	41	X	-	X	-	-	-
637600	-169236	18-5, 20-5, 205-65, 205-80, 205-95, 207-65, 207-80, 207-95	G 1 1/8" / 14"	37,897	600	6,90	41	X	-	X	-	-	-



* Regelgewinde / coarse pitch thread



Backfitting 2- and 3-jaw pullers from mechanic up to hydraulic spindle



When using pullers with hydraulic spindles, the application of hydraulic pulling force must always be controlled, i.e., by the use of a torque wrench.



Art. No.	+	max.		 max. Nm	 max. Nm
		t	kN		
20-2	8-01	7	70	150	12
20-2+	8-01	7	70	150	12
20-20	8-01	7	70	150	12
20-20+	8-01	7	70	150	12
20-2-3	8-01	7	70	150	12
20-20-3	8-01	7	70	150	12
20-3	8-02	8,5	85	300	14
20-3+	8-02	8,5	85	300	14
20-30	8-02	8,5	85	300	14
20-30+	8-02	8,5	85	300	14
20-3-3	8-02	8,5	85	300	14
20-3-4	8-02	8,5	85	300	14
20-3-5	8-02	8,5	85	300	14
20-30-3	8-02	8,5	85	300	14
20-30-4	8-02	8,5	85	300	14
20-30-5	8-02	8,5	85	300	14
20-4	8-1-B	15	150	400	45
20-4-3	8-1-B	15	150	400	45
20-4-5	8-1-F	15	150	400	45
20-40	8-1-B	15	150	400	45
20-40-4	8-1-B	15	150	400	45
20-40-5	8-1-F	15	150	400	45
20-5	8-2-M	15	200	650	30
30-2	8-01	7	70	150	12
30-2+	8-01	7	70	150	12
30-20	8-01	7	70	150	12
30-20+	8-01	7	70	150	12
30-2-3	8-01	7	70	150	12
30-20-3	8-01	7	70	150	12
30-3	8-02	10	100	250	15
30-3+	8-02	10	100	250	15
30-3-3	8-02	10	100	250	15
30-3-4	8-02	10	100	250	15
30-3-5	8-02	10	100	250	15
30-3-5	8-02	10	100	250	15





2- and 3-jaw puller with hydraulic spindle



20-2	8-01	7,0 to / 70 kN	12 Nm
20-2+	8-01	7,0 to / 70 kN	12 Nm
20-20	8-01	7,0 to / 70 kN	12 Nm
20-20+	8-01	7,0 to / 70 kN	12 Nm
20-2-3	8-01	7,0 to / 70 kN	12 Nm
20-20-3	8-01	7,0 to / 70 kN	12 Nm
20-3	8-02	8,5 to / 85 kN	14 Nm
20-3+	8-02	8,5 to / 85 kN	14 Nm
20-30	8-02	8,5 to / 85 kN	14 Nm



When using pullers with hydraulic spindles, the application of hydraulic pulling force must always be controlled, i.e., by the use of a torque wrench.

Art. No.	incl. 	max.		 max. Nm
		t	kN	
20-2-B	8-01	7	70	12
20-20-B	8-01	7	70	12
20-3-B	8-02	10	100	15
20-30-B	8-02	10	100	15
20-4-B	8-1-B	15	150	45
20-40-B	8-1-B	15	150	45
20-2-3-B	8-01	7	70	12
20-20-3-B	8-01	7	70	12
20-3-3-B	8-02	10	100	15
20-3-4-B	8-02	10	100	15
20-3-5-B	8-02	10	100	15
20-30-3-B	8-02	10	100	15
20-30-4-B	8-02	10	100	15
20-30-5-B	8-02	10	100	15
20-4-3-B	8-1-B	15	150	45
20-4-4-B	8-1-B	15	150	45
20-4-5-B	8-1-B	15	150	45
20-40-4-B	8-1-B	15	150	45
20-40-5-B	8-1-B	15	150	45
20-2+B	8-01	7	70	12
20-20+B	8-01	7	70	12
20-3+B	8-02	10	100	15
20-30+B	8-02	10	100	15
30-2-B	8-01	7	70	12
30-20-B	8-01	7	70	12
30-3-B	8-02	10	100	15
30-2-3-B	8-01	7	70	12
30-20-3-B	8-01	7	70	12
30-3-3-B	8-02	10	100	15
30-3-4-B	8-02	10	100	15
30-3-5-B	8-02	10	100	15
30-2+B	8-01	7	70	12
30-20+B	8-01	7	70	12
30-3+B	8-02	10	100	15



Long hydraulic spindles

ST

For pulling particularly tight bearings, gears, discs, etc.

8








Description

- Grease hydraulics.
- Milled thread treated with special coating.

Advantage

- Easy and even pulling for particularly tight parts.
- Can be combined with various mechanical pulling devices from the KUKKO range.
- Spindle head band prevents the wrench from slipping off.
- Almost all components available as replacement parts, time-saving order process thanks to numbering system.

Art.-No.					max. t	max. Nm	Bezeichnung description	
8-1-B	-034596	250	R1"	10	15	45	Complete spindle	18-4, 20-4, 20-40
8-1-F	-034671	350	R1"	10	15	45	Complete spindle	46-1-A, 46-2-A, 46-1-B, 46-2-B, 47-1-A, 47-2-A, 47-1-B, 47-2-B
8-1-ERS	-243721	Verschleißteilsatz / Wearing parts set						8-1-B, 8-1-F
8-2-K	-034831	250	G 1 1/8"	10	20	30	Complete spindle	11-1-A, 11-2-A
8-2-M	-034916	350	G 1 1/8"	10	20	30	Complete spindle	18-5, 20-5
8-2-ERS	-243806	Verschleißteilsatz / Wearing parts set						8-2-K, 8-2M

Short hydraulic spindles

ST

For pulling particularly tight bearings, gears, discs, etc.

800



800



801
802
804







Description

- Series is built on a modular system.
- Pullers have the same hydraulic spindle.
- Easy-to-replace individual components that can be combined in a number of different ways.
- Grease hydraulics.
- Hydraulic spindle.

Advantage

- Available as complete hydraulic pullers, individual parts and sets.
- Little force required for a strong pulling performance.
- Piston functions on the axis and does not turn in the hydraulic spindle.
- Spindle extensions enable the unit to be adjusted quickly to a range of different requirements.
- Spindle head band prevents the wrench from slipping off.

Art.-No.					max. t	max. Nm
800	-034343	W 1.1/2"-16(55°;16Gang)	10	13	10	40
801	-784446	W 1.1/2"-16(55°;16Gang)	10	19	15	70
802	-784514	M40x1,5	10	19	20	100
804	-456787	W 1.1/2"-16(55°;16Gang)	10	19	15	70
800-ERS	-244483	Verschleißteilsatz / Wearing parts set				
801-ERS	-788086	Verschleißteilsatz / Wearing parts set				
802-ERS	-788246	Verschleißteilsatz / Wearing parts set				
800017	-165351	Druckstück / Pressure pad				

KUKKO Special grease for pressure spindles

ST

KSF-69





Description

- Detailed information provided in the data sheet.

Advantage

- Protects the spindle at high pulling forces.

Art.-No.		
699904	-773518	g 4
699915	-019869	15
699975	-019876	75



Long hydraulic spindles

For pulling particularly tight bearings, gears, discs, etc.

8-0







Description

- Grease hydraulics.
- Milled thread treated with special coating.

Advantage

- Easy and even pulling for particularly tight parts.
- Can be combined with various mechanical pulling devices from the KUKKO range.
- Spindle head band prevents the wrench from slipping off.
- Almost all components available as replacement parts, time-saving order process thanks to numbering system.

Art.-No.		 mm		max. t	Bezeichnung description	
8-01	-887871	10	G 1/2"	10	Spindel komplett / Complete spindle	20-2, 20-20, 12-4, 12-5, 18-2, 30-2, 30-20, 41-5, 42-5, 205-02, 206-02, 207-02
8-02	-887901	12	G 3/4"	12	Spindel komplett / Complete spindle	20-3, 20-30, 12-6, 12-7, 18-3, 30-3, 205-1, 205-2, 205-3, 206-1, 206-2, 206-3, 207-1, 207-2, 207-3
8-01ERS	-989452	Verschleißsteilsatz / Wearing parts set			8-01	
8-01-176	-811760	Kopfschrauben mit Spindel und Sicherungsschraube / Bolt with screw and safety pin			8-01	
8-02ERS	-887918	Verschleißsteilsatz / Wearing parts set			8-02	
8-02-176	-821769	Kopfschrauben mit Spindel und Sicherungsschraube / Bolt with screw and safety pin			8-02	

ST

01



Auxiliary hydraulic ram

To increase the pressure for mechanical pulling devices for particularly tight bearings, gears, discs, etc.

9







Description

- Grease hydraulics.
- Centering hole for ideal spindle guidance.
- Milled thread treated with special coating.

Advantage

- Can be combined with various mechanical pulling devices from the KUKKO range.
- Saves time as spindle does not need to be replaced.
- Specification for maximum torques.
- Almost all components available as replacement parts, time-saving order process thanks to numbering system.

Art.-No.		∅ mm	 mm	 mm	max. t	 max. Nm	
9-1	-005053	37	60	10	10	35	
9-2	-005138	50	87	15	15	50	
9-3	-924408	80	113	7	30	35	
9-1-ERS	-243981	Verschleißsteilsatz / Wearing parts set					
9-2-ERS	-244063	Verschleißsteilsatz / Wearing parts set					
9-3-ERS	-039294	Verschleißsteilsatz / Wearing parts set					



For use with mechanical KUKKO pullers from size -3.

ST

Tool holder with ratchet

For reworking and cleaning damaged internal and external threads.

97






Description

- Each file has different pitches.

Advantage

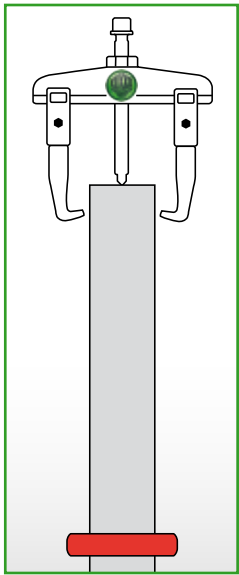
- The application is simple and easy.

Art.-No.		 mm	 inch	für for
97-1	-490231	0,8 - 1 - 1,25 - 1,5 1,75 - 2 - 2,5 - 3	-	DIN-ISO
97-2	-490316	-	10 - 11 - 12 - 14 - 16 - 18 - 20 - 24	Whitworth + BSF
97-3	-490491	-	11 - 12 - 14 - 16 - 18 - 20 - 24	SAE / UNF
97-4	-720253	-	11 - 14 - 19-28	Whitworth/ Rohrgewinde

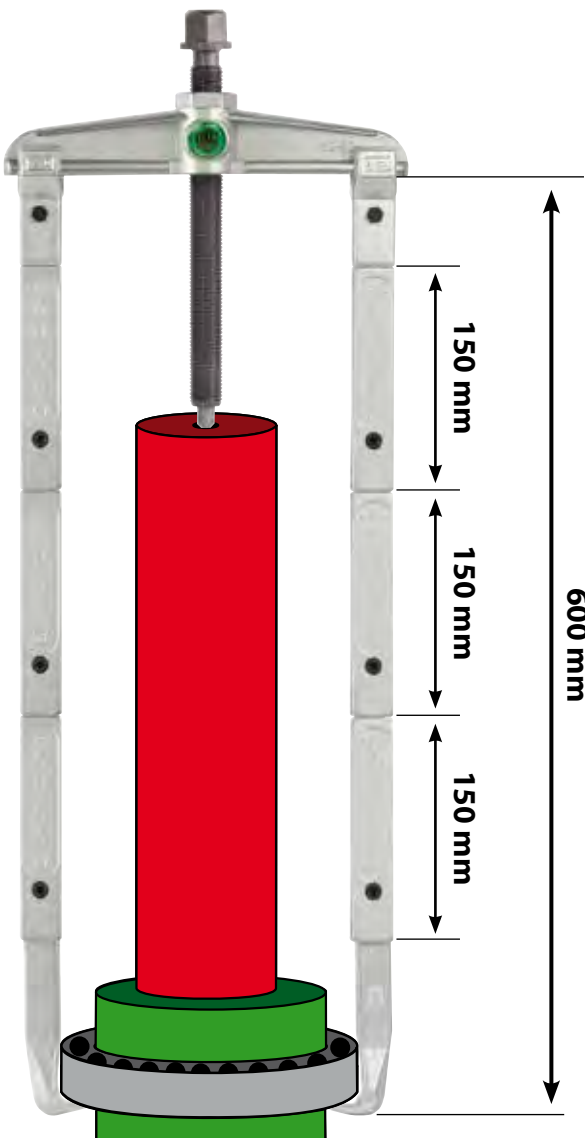
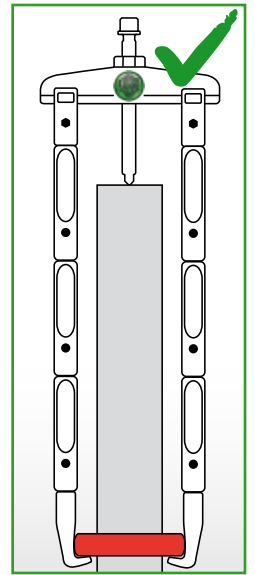
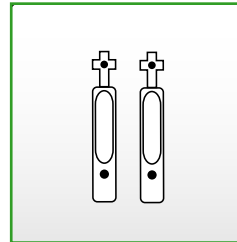
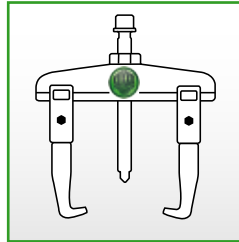
ST



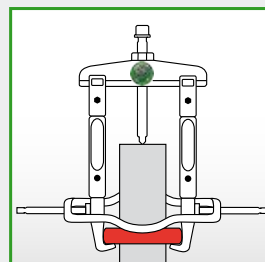
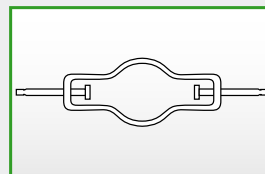
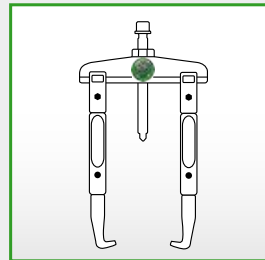
TIP: Modular extensions



For the 20 and 30 series, we offer modular extensions. If the part to be removed sits deep on a shaft, jaw extensions will be needed.



219



The side clamp is available separately (No. 219-1). It is attached to the puller jaw after the puller has been fitted and prevents slippage of the puller jaw under very high forces.



2 jaw extensions (pair)

For removing bearings, gears, discs, etc.

V-P



ST

01



Description

- Jaw extensions in various lengths.
- Jaw extensions only available in set of 2.

Advantage

- As a replacement part or supplement to your KUKKO puller.

Art.-No.	 4021176	 mm	
1-V-100-P	-985058	100	20-1, 20-10
1-V-150-P	-985089	150	20-1, 20-10
2-V-150-P	-985201	150	20-2, 20-20

3 jaw extensions (set)

For removing bearings, gears, discs, etc.

V-S






ST

Description

- Jaw extensions in various lengths.
- Jaw extensions only available in set of 3.

Advantage

- As a replacement part or supplement to your KUKKO puller.

Art.-No.	 4021176	 mm	
1-V-100-S	-985065	100	30-1, 30-10
1-V-150-S	-985096	150	30-1, 30-10
2-V-150-S	-985218	150	30-2, 30-20

Clamp for 2-jaw pullers

For stability support for the pulling process using V-P series extensions




219



ST

Advantage

- Fixed support for even more accurate removal processes.
- Easy, effective assembly.

Art.-No.	 4021176	 mm	 mm
219-1	-777777	40-190	8

Pressure pad bricks

For the support of the pressure spindle with a hollow shaft

600-17





ST

Description

- A total of 3 different pressure pads.

Advantage

- Modular system, pressure pads can be combined with each other.

Art.-No.	 4021176	 mm
600-17	-914188	20; 32; 41



Pullers with swivelling jaws

Universal 2-jaw puller with swiveling jaws

ST

For removing bearings, gears, discs, etc.

41



41-0

41-1
41-2

41-3
41-4
41-5








Description

- Swivelling standard puller jaws.
- Two-arm design for space-saving operation.
- Mechanical pressure screw.
- Milled thread treated with special coating.
- If there is adequate free space around the part to be removed, we recommend using a 3-jaw puller series 42 for optimal force distribution.

Advantage

- The larger the pulling force, the stronger the puller hook's grip on the workpiece to be removed.
- Spindle head band prevents the wrench from slipping off.
- Hydraulic spindle series 8-0 for particularly tight parts, available from a particular puller size.
- Auxiliary hydraulic ram series 9 for particularly tight parts, can be used from a particular puller size.
- Almost all components available as replacement parts, time-saving order process thanks to numbering system.

Art.-No.		 mm	 mm	max. t	 max. Nm	 mm
41-0	-362859	60	40	1,0	25	13
41-1	-015038	65	65	1,0	-	-
41-2	-015113	80	80	1,5	-	-
41-3	-787829	90	120	3,0	40	13
41-4	-836268	130	160	5,0	85	17
41-5	-836343	180	200	7,0	150	22

Universal 2-jaw puller with long hydraulic spindle(including mechanical pressure screw)

ST

For pulling particularly tight bearings, gears, discs, etc.

41-B



hydraulic
technology








Description

- Grease hydraulics.
- Swivelling standard puller jaws.
- Two-arm design for space-saving operation.
- Hydraulic spindle and mechanical pressure screw.
- Milled thread treated with special coating.

Advantage

- The larger the pulling force, the stronger the puller hook's grip on the workpiece to be removed.
- Spindle head band prevents the wrench from slipping off.
- Hydraulic spindle series 8-0 for particularly tight parts, available from a particular puller size.
- Auxiliary hydraulic ram series 9 for particularly tight parts, can be used from a particular puller size.
- Almost all components available as replacement parts, time-saving order process thanks to numbering system.

Art.-No.		 mm	 mm	 mm	 t	mit with
41-5-B	-887345	180	200	22	7	8-01



Universal 3-jaw puller with swiveling jaws

ST

01

For removing bearings, gears, discs, etc.

42



42-0



42-1
42-2



42-3
42-4
42-5



Description

- Swivelling standard puller jaws.
- Mechanical pressure screw.
- Milled thread treated with special coating.
- If there is not adequate free space around the part to be removed, we recommend using a 2-jaw puller (link[MP_41_Standard,series 41]).

Advantage

- The larger the pulling force, the stronger the puller hook's grip on the workpiece to be removed.
- Spindle head band prevents the wrench from slipping off.
- Hydraulic spindle series 8-0 for particularly tight parts, available from a particular puller size.
- Auxiliary hydraulic ram series 9 for particularly tight parts, can be used from a particular puller size.
- Almost all components available as replacement parts, time-saving order process thanks to numbering system.

Art.-No.				max.		
		mm	mm	t	Nm	mm
42-0	-362026	60	40	1,5	25	13
42-1	-015298	65	65	1,5	-	-
42-2	-015373	80	80	1,5	-	-
42-3	-787904	90	120	3,0	40	13
42-4	-836428	130	160	5,0	85	17
42-5	-836596	180	200	7,0	150	22

3-jaw puller with long hydraulic spindle(including mechanical pressure screw)

ST

For pulling particularly tight bearings, gears, discs, etc.

42-B



hydraulic
TECHNOLOGY



Description

- Grease hydraulics.
- Swivelling standard puller jaws.
- Hydraulic spindle and mechanical pressure screw.
- Milled thread treated with special coating.
- If there is not adequate free space around the part to be removed, we recommend using a 2-jaw puller (link[MP_41_Standard,series 41]).

Advantage

- The larger the pulling force, the stronger the puller hook's grip on the workpiece to be removed.
- Spindle head band prevents the wrench from slipping off.
- Almost all components available as replacement parts, time-saving order process thanks to numbering system.

Art.-No.						mit with
		mm	mm	mm	t	
42-5-B	-887352	180	200	22	7	8-01

Universal 2-jaw puller with swiveling jaws

ST

For pulling tight-fitting bearings, gears, discs, etc.

46



Description

- Swivelling standard puller jaws.
- Two-arm design for space-saving operation.
- 2-jaw and 3-jaw combination cross beam
- Mechanical pressure screw.
- Milled thread treated with special coating.

Advantage

- Combi-pullers can be used as a 3-jaw and 2-jaw puller.
- The larger the pulling force, the stronger the puller hook's grip on the workpiece to be removed.
- Spindle head band prevents the wrench from slipping off.
- Hydraulic spindle series 8 for particularly tight-fitting parts also available as an option.
- Auxiliary hydraulic ram series 9 for particularly tight parts, can be used from a particular puller size.

Art.-No.					max.	
		mm	mm	mm	t	Nm
46-1-A	-016936	300	300	36	12	450
46-2-A	-017193	500	450	36	12	450



Universal 2-jaw puller with long hydraulic spindle and swiveling jaws(including mechanical pressure screw)

ST

For pulling particularly tight bearings, gears, discs, etc.

46









Description

- Grease hydraulics.
- Swivelling standard puller jaws.
- Two-arm design for space-saving operation.
- 2-jaw and 3-jaw combination cross beam
- Hydraulic spindle and mechanical pressure screw.

Advantage

- Combi-pullers can be used as a 3-jaw and 2-jaw puller.
- The larger the pulling force, the stronger the puller hook's grip on the workpiece to be removed.
- Spindle head band prevents the wrench from slipping off.
- Almost all components available as replacement parts, time-saving order process thanks to numbering system.

Art.-No.		 mm	 mm	 mm	 t	 max. Nm	mit with
46-1-B	-017018	300	300	36	15	45	8-1-F
46-2-B	-017278	500	450	36	15	45	8-1-F

Universal 3-jaw puller with swiveling jaws

ST

For pulling tight-fitting bearings, gears, discs, etc.

47








Description

- Swivelling standard puller jaws.
- 2-jaw and 3-jaw combination cross beam
- Mechanical pressure screw.
- Milled thread treated with special coating.
- If there is not adequate free space around the part to be removed, we recommend using a 2-jaw puller series 46 for optimal distribution of force.

Advantage

- Combi-pullers can be used as a 3-jaw and 2-jaw puller.
- The larger the pulling force, the stronger the puller hook's grip on the workpiece to be removed.
- Spindle head band prevents the wrench from slipping off.
- Hydraulic spindle series 8 for particularly tight-fitting parts also available as an option.
- Hydraulic extra press series 9 available as an option for particularly tight parts.

Art.-No.		 mm	 mm	 mm	max. t	 max. Nm
47-1-A	-017681	300	300	36	12	450
47-2-A	-017841	500	450	36	12	450

Universal 3-jaw puller with long hydraulic spindle and swiveling jaws(including mechanical pressure screw)

ST

For pulling particularly tight bearings, gears, discs, etc.

47









Description

- Grease hydraulics.
- Swivelling standard puller jaws.
- Two-arm design for space-saving operation.
- 2-jaw and 3-jaw combination cross beam
- Hydraulic spindle and mechanical pressure screw.

Advantage

- Combi-pullers can be used as a 3-jaw and 2-jaw puller.
- The larger the pulling force, the stronger the puller hook's grip on the workpiece to be removed.
- Spindle head band prevents the wrench from slipping off.
- Almost all components available as replacement parts, time-saving order process thanks to numbering system.

Art.-No.		 mm	 mm	 mm	 t	 max. Nm	mit with
47-1-B	-017766	300	300	36	15	45	8-1-F
47-2-B	-017926	500	450	36	15	45	8-1-F



Universal 2-jaw puller with adjustable reach and swiveling jaws

ST

01

For removing bearings, gears, discs, etc.

205



Description

- Swivelling standard puller jaws.
- Two-arm design for space-saving operation.
- Mechanical pressure screw.
- Milled thread treated with special coating.
- If there is adequate free space around the part to be removed, we recommend using a 3-jaw puller series 206 for optimal force distribution.

Advantage

- The larger the pulling force, the stronger the puller hook's grip on the workpiece to be removed.
- Universal application thanks to adjustable depths.
- Spindle head band prevents the wrench from slipping off.
- Hydraulic spindle series 8-0 for particularly tight parts, available from a particular puller size.
- Auxiliary hydraulic ram series 9 for particularly tight parts, can be used from a particular puller size.

Art.-No.						max. t	
	40211761	mm	mm	x	mm		max. Nm
205-00	-028571	100	100	2	13	3,5	50
205-01	-028656	150	150	2	17	5	120
205-02	-028731	250	220	2	22	7	150
205-1	-028816	300	280	2	27	10	280
205-2	-028991	400	400	3	27	10	300
205-3	-029073	500	540	3	27	12	320

Universal 2-jaw puller with adjustable reach, long hydraulic spindle and swiveling jaws(including mechanical pressure screw)

ST

For pulling particularly tight bearings, gears, discs, etc.

205-B



hydraulic
TECHNOLOGY

Description

- Swivelling standard puller jaws.
- Hydraulic and mechanical pressure screw.
- Milled thread treated with special coating.
- Grease hydraulics.
- Two-arm design for space-saving operation.

Advantage

- Easy and even pulling for particularly tight parts.
- The larger the pulling force, the stronger the puller hook's grip on the workpiece to be removed.
- Universal application thanks to adjustable depths.
- Spindle head band prevents the wrench from slipping off.
- Almost all components available as replacement parts, time-saving order process thanks to numbering system.

Art.-No.						mit with
	40211761	mm	mm	x	t	
205-02-B	-886072	250	220	2	7	8-01
205-1-B	-886089	300	280	2	12	8-02
205-2-B	-886096	400	400	3	12	8-02
205-3-B	-886102	500	540	3	12	8-02



Universal 3-jaw puller with adjustable reach and adjustable swiveling jaws

ST

For removing bearings, gears, discs, etc.

206









Description

- Swivelling standard puller jaws.
- The three-arm design ensures that the load is distributed evenly and that the part to be removed is held securely.
- Mechanical pressure screw.
- Milled thread treated with special coating.
- If there is not adequate free space around the part to be removed, we recommend using a 2-jaw puller series 205.

Advantage

- The larger the pulling force, the stronger the puller hook's grip on the workpiece to be removed.
- Universal application thanks to adjustable depths.
- Spindle head band prevents the wrench from slipping off.
- Hydraulic spindle series 8-0 for particularly tight parts, available from a particular puller size.
- Auxiliary hydraulic ram series 9 for particularly tight parts, can be used from a particular puller size.

Art.-No.						max. t	 max. Nm
		mm	mm		mm		
206-00	-029158	100	100	2	13	3,5	50
206-01	-029233	150	150	2	17	5	120
206-02	-029318	250	220	2	22	7	150
206-1	-029493	300	280	2	27	10	280
206-2	-029561	400	400	3	27	10	300
206-3	-029646	500	540	3	27	12	320

Universal 3-jaw puller with adjustable reach, long hydraulic spindle and swiveling jaws(including mechanical pressure screw)

ST

For pulling particularly tight bearings, gears, discs, etc.

206-B








Description

- Swivelling standard puller jaws.
- The three-arm design ensures that the load is distributed evenly and that the part to be removed is held securely.
- Hydraulic and mechanical pressure screw.
- Grease hydraulics.
- Milled thread treated with special coating.

Advantage

- Easy and even pulling for particularly tight parts.
- The larger the pulling force, the stronger the puller hook's grip on the workpiece to be removed.
- Universal application thanks to adjustable depths.
- Spindle head band prevents the wrench from slipping off.
- Almost all components available as replacement parts, time-saving order process thanks to numbering system.

Art.-No.						mit with
		mm	mm		t	
206-02-B	-886119	100	100	2	7	8-01
206-1-B	-412448	300	280	2	10	8-02
206-2-B	-886126	400	400	3	10	8-02
206-3-B	-886133	500	540	3	12	8-02



3-jaw combination puller with adjustable reach and swiveling jaws

ST

01

For removing bearings, gears, discs, etc.

207



Description

- Swivelling puller jaws.
- 2-jaw and 3-jaw combination cross beam
- Mechanical pressure screw.
- Milled thread treated with special coating.

Advantage

- Combi-pullers can be used as a 3-jaw and 2-jaw puller.
- Universal application thanks to adjustable clamping depths up to a certain size.
- The larger the pulling force, the stronger the puller hook's grip on the workpiece to be removed.
- Spindle head band prevents the wrench from slipping off.
- Almost all components available as replacement parts, time-saving order process thanks to numbering system.

Art.-No.						max.	
		mm	mm	x	mm	t	max. Nm
207-00	-029721	120	100	2	13	3,5	50
207-01	-029806	200	150	2	17	5	120
207-02	-029981	300	220	2	22	7	150
207-1	-030048	400	280	2	27	10	280
207-2	-030123	450	400	3	27	10	300
207-3	-030208	550	540	3	27	12	320

3-jaw combination puller with adjustable reach, long hydraulic spindle and swiveling jaws(including mechanical pressure screw)

ST

For pulling particularly tight bearings, gears, discs, etc.

207-B



Description

- Swivelling standard puller jaws.
- Two-arm design for space-saving operation.
- 2-jaw and 3-jaw combination cross beam
- Hydraulic and mechanical pressure screw.
- Grease hydraulics.

Advantage

- Combi-pullers can be used as a 3-jaw and 2-jaw puller.
- Easy and even pulling for particularly tight parts.
- The larger the pulling force, the stronger the puller hook's grip on the workpiece to be removed.
- Universal application thanks to adjustable depths.
- Spindle head band prevents the wrench from slipping off.

Art.-No.						mit
		mm	mm	x	t	with
207-02-B	-886140	300	170	2	7	8-01
207-1-B	-886157	400	230	2	10	8-02
207-2-B	-886164	450	350	3	10	8-02
207-3-B	-886171	550	490	3	12	8-02

3-jaw combination puller with adjustable reach and swiveling jaws

ST

For removing bearings, gears, discs, etc.

205/207



205-65
205-80
205-95



207-65
207-80
207-95



Description

- Swivelling puller jaws.
- 2-jaw and 3-jaw combination cross beam
- Mechanical pressure screw.
- Milled thread treated with special coating.

Advantage

- Combi-pullers can be used as a 3-jaw and 2-jaw puller.
- Universal application thanks to adjustable clamping depths up to a certain size.
- The larger the pulling force, the stronger the puller hook's grip on the workpiece to be removed.

Art.-No.						max.	
		mm	mm	x	mm	t	max. Nm
205-65	-880056	650	650	1	41	12	300
205-80	-880063	800	800	1	41	12	300
205-95	-880049	1000	1000	1	41	12	300
207-65	-880100	650	650	1	41	15	400
207-80	-880117	800	800	1	41	15	400
207-95	-880094	1000	1000	1	41	15	400



2-jaw pullers with quick adjusting capability and T-jaws with claw feet

ST

For tight spaces when pulling sprockets, bearings and similar parts.

14








Description

- Shears - pulling hooks.
- Parallel pulling hooks in every position, even with full load.
- Mechanical pressure screw.
- Milled thread treated with special coating.

Advantage

- Self-securing locking pins do not fall out during work.
- Clamping widths and depths can be selected on an individual basis.
- Puller is self-tensioning and easy to handle.
- Extremely high clamping width range thanks to variable assembly of puller arms.
- Shear-style hook design presses the claw-style feet when pulling the part to be removed.

Art.-No.					max.	
		mm	mm	mm	t	Nm
14-01	-459559	6 - 100	85	13	1	30
14-03	-460111	5 - 140	160	17	2	40
14-1	-455421	6 - 100	85	13	2,5	50
14-2	-248443	10 - 140	125	17	3,5	80
14-3	-248511	15 - 140	160	17	4,5	100



2-jaw quick adjusting pullers

ST

For removing bearings, gears, discs, etc.

28








Description

- Standard pulling hook.
- Automatic self-centering pulling hooks.
- Two-arm design for space-saving operation.
- Mechanical pressure screw.
- Milled thread treated with special coating.

Advantage

- After the puller has been set up, the puller hooks lock automatically using a system of cams.
- Almost all components available as replacement parts, time-saving order process thanks to numbering system.

Art.-No.					max.	
		mm	mm	mm	t	Nm
28-1	-850929	50 - 125	100 - 135	24	6	120
28-2	-851001	50 - 150	125 - 150	24	6	120
28-3	-851186	50 - 200	175 - 200	24	8	150
28-4	-851261	50 - 250	225 - 250	24	8	150



Pullers with self-centering jaws

3-jaw combination puller with locking mechanism in plastic bag

ST

486-1







Description

- Universal use with 2-jaw and 3-jaw cross-beam.
- Self-locking stop pins ensure quick and easy replacement of the pulling jaws without having to relieve the pressure spring in advance.
- You can set the pulling jaw position with the easily accessible locking lever.
- The innovative spring technology allows for a compact, maintenance-free design.
- Ergonomic design for better grip.

Advantage

- Powerful – universal – practical.
- Versatile: can be used as an internal or external extractor, with 2-jaw or 3-jaw pullers, with or without a slide hammer.
- Automatic tensioning and centering of the extractor jaws.
- No unintentional release of the puller from the bearing thanks to the locking lever and spread adjuster.
- The puller can also be used with a slide hammer.

Art.-No.					max.
		mm	mm	mm	t
486-1	-019753	22 - 160	55-180	130	4



3-jaw combination puller set with locking mechanism

ST

K-486-1



NEWCOMER



Description

- Universal use with 2-jaw and 3-jaw cross-beam.
- Self-locking stop pins ensure quick and easy replacement of the pulling jaws without having to relieve the pressure spring in advance.
- You can set the pulling jaw position with the easily accessible locking lever.
- The innovative spring technology allows for a compact, maintenance-free design.
- Ergonomic design for better grip.

Advantage

- Powerful – universal – practical.
- Versatile: can be used as an internal or external extractor, with 2-jaw or 3-jaw pullers, with or without a slide hammer.
- Automatic tensioning and centering of the extractor jaws.
- No unintentional release of the puller from the bearing thanks to the locking lever and spread adjuster.
- The puller can also be used with a slide hammer.

Art.-No.							max.	
		mm	mm	mm	mm	mm	t	
K-486-1	-909856	22 - 160	55-180	130	320	M16x1,5	4	L-Boxx



486-1

External extracting



Internal extracting



2-jaw small part puller with self-centering jaws

For removing particularly small bearings, gears or discs, etc. for tight or difficult-to-access spaces.

ST

43-001



Description

- Thin pulling hooks.
- Automatic self-centering pulling hooks.
- Two-arm design for space-saving operation.
- Mechanical pressure screw.
- Milled thread treated with special coating.

Advantage

- This handy, space-saving model is particularly suited for vehicle electrical equipment, electrical workshops, compressed air repair processes and other similar applications.
- The thin pulling hooks are suitable for narrow, difficult-to-access locations.

Art.-No.						
		mm	mm	mm	mm	mm
43-001	-913518	60	50	1,5	10	4,5

3-jaw small part puller with self-centering jaws

For removing particularly small bearings, gears or discs, etc. for tight or difficult-to-access spaces.

ST

43-011



Description

- Thin pulling hooks.
- Automatic self-centering pulling hooks.
- The three-arm design ensures that the load is distributed evenly and that the part to be removed is held securely.
- Mechanical pressure screw.
- Milled thread treated with special coating.

Advantage

- This handy, space-saving model is particularly suited for vehicle electrical equipment, electrical workshops, compressed air repair processes and other similar applications.
- The thin pulling hooks are suitable for narrow, difficult-to-access locations.

Art.-No.						
		mm	mm	mm	mm	mm
43-011	-913501	60	50	1,5	10	4,5



Universal 2-jaw puller with self-centering jaws

ST

For removing small bearings, gears or discs, etc. for tight or difficult-to-access spaces.

43



AUTOG RIP
TECHNOLOGY






Description

- Thin pulling hooks.
- Automatic self-centering pulling hooks.
- Two-arm design for space-saving operation.
- Mechanical pressure screw.
- Milled thread treated with special coating.

Advantage

- This handy, space-saving model is particularly suited for vehicle electrical equipment, electrical workshops, compressed air repair processes and other similar applications.
- The thin pulling hooks are suitable for narrow, difficult-to-access locations.
- Almost all components available as replacement parts, time-saving order process thanks to numbering system.

Art.-No.		 mm	 mm	max. t
43-1	-015458	60	50	1
43-2	-015861	70	70	1
43-3	-015946	80	80	1

Universal 3-jaw puller with self-centering jaws


ST

For removing small bearings, gears or discs, etc. for tight or difficult-to-access spaces.

43



AUTOG RIP
TECHNOLOGY






Description

- Thin pulling hooks.
- Automatic self-centering pulling hooks.
- The three-arm design ensures that the load is distributed evenly and that the part to be removed is held securely.
- Mechanical pressure screw.
- Milled thread treated with special coating.

Advantage

- This handy, space-saving model is particularly suited for vehicle electrical equipment, electrical workshops, compressed air repair processes and other similar applications.
- The thin pulling hooks are suitable for narrow, difficult-to-access locations.
- Almost all components available as replacement parts, time-saving order process thanks to numbering system.

Art.-No.		 mm	 mm	max. t
43-11	-015526	60	50	1,5
43-12	-015601	70	70	1,5
43-13	-015786	80	80	1,5

Universal 2-jaw puller with self-centering jaws

ST

For removing bearings, gears, discs, etc.

44



AUTOG RIP
TECHNOLOGY SWITCH COLUMN
TECHNOLOGY








Description

- Standard pulling hook.
- Automatic self-centering pulling hooks.
- Two-arm design for space-saving operation.
- Mechanical pressure screw.
- Milled thread treated with special coating.

Advantage

- Spindle head band prevents the wrench from slipping off.
- Almost all components available as replacement parts, time-saving order process thanks to numbering system.

Art.-No.		 mm	 mm	 mm	max. t	 max. Nm
44-1	-016028	100	100	13	3	50
44-2	-016103	120	120	17	5	85
44-3	-016288	160	160	19	6	140
44-4	-016363	250	200	24	7	190
44-5	-815133	300	250	24	9,5	200
44-6	-815218	375	275	24	9,5	200



Universal 3-jaw puller with self-centering jaws

ST

For removing bearings, gears, discs, etc.

45







Description

- Standard pulling hook.
- Automatic self-centering pulling hooks.
- The three-arm design ensures that the load is distributed evenly and that the part to be removed is held securely.
- Optimal adjustment of the spindle to the shaft with 2-sided spindle tip.
- Mechanical pressure screw.

Advantage

- Spindle head band prevents the wrench from slipping off.
- Almost all components available as replacement parts, time-saving order process thanks to numbering system.

Art.-No.		 mm	 mm	max. t	 max. Nm
45-1	-016448	100	100	4	50
45-2	-016516	120	120	6	120
45-3	-016691	160	160	8	180
45-4	-016776	250	200	9,5	200
45-5	-815393	300	250	9,5	200
45-6	-815478	375	275	9,5	200
45-7	-821646	600	350	9,5	200

01



2-jaw pullers for roller bearings, swedish model

ST

For removing bearings, gears, discs, etc.

112








Description

- Standard pulling hook.
- Automatic self-centering pulling hooks.
- Two-arm design for space-saving operation.
- Mechanical pressure screw.
- Milled thread treated with special coating.

Advantage

- Quick adjustment of the spread by a knurled cone.
- Spindle head band prevents the wrench from slipping off.
- Almost all components available as replacement parts, time-saving order process thanks to numbering system.

Art.-No.		 mm	 mm	 mm	max. t	 max. Nm
112-1	-418143	55	45	8	1,5	25
112-10	-418891	65	70	8	1,5	25
112-2	-419218	90	70	17	3	55
112-20	-420283	100	100	17	3	55
112-3	-420368	185	165	17	4	65

3-jaw pullers for roller bearings, swedish model

ST

For removing bearings, gears, discs, etc.

113








Description

- Standard pulling hook.
- Automatic self-centering pulling hooks.
- The three-arm design ensures that the load is distributed evenly and that the part to be removed is held securely.
- Mechanical pressure screw.
- Milled thread treated with special coating.

Advantage

- Quick adjustment of the spread by a knurled cone.
- Spindle head band prevents the wrench from slipping off.
- Almost all components available as replacement parts, time-saving order process thanks to numbering system.

Art.-No.		 mm	 mm	 mm	max. t	 max. Nm
113-20	-422423	125	100	17	3	45
113-3	-422751	185	165	17	4	60



Pullers with Auto-Snap

Universal 2-jaw pullers with Auto-Snap

ST

For removing bearings, gears, discs, etc. for tight or difficult-to-access spaces.

482



482-1



482-2



482-3

482-4

482-5



Description

- Automatic tensioning and centering of the extractor jaws.
- Thanks to the integrated force transmission via the spring mechanism, the clamping force increases in proportion to the pulling force.
- Two-arm design for space-saving operation.
- Mechanical pressure screw.
- Milled thread treated with special coating.

Advantage

- The elastic effect and slim design enables parts to be pulled in difficult-to-reach places.
- Almost all components available as replacement parts, time-saving order process thanks to numbering system.

Art.-No.					max.	
		mm	mm	mm	t	max. Nm
482-1	-479779	15 - 60	40	-	1,5	-
482-2	-479854	20 - 85	90	-	1,5	-
482-3	-479939	150	150	10	2,5	35
482-4	-480096	200	200	13	3	40
482-5	-480171	250	250	13	3	40

Universal 2-jaw pullers with Auto-Snap

ST

For removing bearings, gears, discs, etc. for tight or difficult-to-access spaces.

483



Description

- Automatic tensioning and centering of the extractor jaws.
- Thanks to the integrated force transmission via the spring mechanism, the clamping force increases in proportion to the pulling force.
- The three-arm design ensures that the load is distributed evenly and that the part to be removed is held securely.
- Mechanical pressure screw.
- Milled thread treated with special coating.

Advantage

- The elastic effect and slim design enables parts to be pulled in difficult-to-reach places.
- Almost all components available as replacement parts, time-saving order process thanks to numbering system.

Art.-No.					max.	
		mm	mm	mm	t	max. Nm
483-2	-480331	85	90	-	1,5	-
483-3	-480416	150	150	10	2,5	35
483-4	-480584	200	200	13	3	40
483-5	-480669	250	250	13	3	40

2-jaw Auto-Snap pullers in display package

ST

For removing bearings, gears, discs, etc. for tight or difficult-to-access spaces.

482



Description

- Automatic tensioning and centering of the extractor jaws.
- Thanks to the integrated force transmission via the spring mechanism, the clamping force increases in proportion to the pulling force.
- Two-arm design for space-saving operation.
- Mechanical pressure screw.
- Milled thread treated with special coating.

Advantage

- The elastic effect and slim design enables parts to be pulled in difficult-to-reach places.
- Almost all components available as replacement parts, time-saving order process thanks to numbering system.
- Complete easy-to-manage package.
- Kit in the tried-and-tested KUKKO-i-Boxx-System.

Art.-No.					Stück pieces	
		mm	mm			
K-482	-123245	150	150	482-1, 482-2, 482-3	3	i-Boxx



Pullers with cone-driven spread adjuster

2-jaw puller with cone-driven spread adjuster

ST

For removing bearings, gears, discs, etc.

220



Description

- Automatic self-centering pulling hooks.
- Cone-guided spread adjustment.
- Two-arm design for space-saving operation.
- Mechanical pressure screw.
- Milled thread treated with special coating.

Advantage

- Quick adjustment of the spread by a knurled cone.
- Turning the pulling hooks enables them to be used both internally and externally.
- A tube of KUKKO special grease included for pressure spindle.

Art.-No.		 mm	 mm
220-02	-778919	200	165

3-jaw puller with cone-driven spread adjuster

ST

For removing bearings, gears, discs, etc.

220-03



Description

- Automatic self-centering pulling hooks.
- Cone-guided spread adjustment.
- The three-arm design ensures that the load is distributed evenly and that the part to be removed is held securely.
- Mechanical pressure screw.
- Milled thread treated with special coating.

Advantage

- Quick adjustment of the spread by a knurled cone.
- Turning the pulling hooks enables them to be used both internally and externally.
- A tube of KUKKO special grease included for pressure spindle.

Art.-No.		 mm	 mm
220-03	-779091	200	165

Universal puller with slide hammer

ST

For removing bearings, gears, discs, etc.

220



Description

- Automatic self-centering pulling hooks.
- Cone-guided spread adjustment.
- Flexibility assured thanks to two-arm or three-arm design.
- Mechanical pressure screw.
- Milled thread treated with special coating.

Advantage

- Quick adjustment of the spread by a knurled cone.
- Turning the pulling hooks enables them to be used both internally and externally.
- Also suitable for removing parts with threaded holes due to the bolt disc included in the set.
- A tube of KUKKO special grease included for pressure spindle.

Art.-No.		 mm	 mm	
220	-030611	0 - 200	165	220-02, 220-03
220-K	-874055	0 - 200	165	220-02, 220-03



Pullers with reversible jaws

2-jaw puller for fan wheels

ST

The extra thin hooks move through the two slits and grip the fan's collar.

201-S



Description

- The pulling hooks are reversible and can be used on both sides with various different types of hooks.
- The multiple boreholes in the pulling hooks enable users to work with variable reach.
- Two-arm design for space-saving operation.
- Mechanical pressure screw.
- Spindle head band prevents the wrench from slipping off.

Advantage

- Universal application thanks to adjustable clamping depths and two types of hook.
- Almost all components available as replacement parts, time-saving order process thanks to numbering system.

Art.-No.						max.	
		mm	mm	x	mm	t	Nm
201-S	-026911	200	200	3	17	1,5	30

3-jaw puller for fan wheels

ST

The extra thin hooks move through the three slits and grip the fan's collar.

202-S



Description

- The pulling hooks are reversible and can be used on both sides with various different types of hooks.
- The multiple boreholes in the pulling hooks enable users to work with variable reach.
- The three-arm design ensures that the load is distributed evenly and that the part to be removed is held securely.
- Mechanical pressure screw.
- Spindle head band prevents the wrench from slipping off.

Advantage

- Universal application thanks to adjustable clamping depths and two types of hook.
- Almost all components available as replacement parts, time-saving order process thanks to numbering system.

Art.-No.						max.	
		mm	mm	x	mm	t	Nm
202-S	-027581	200	200	3	17	2	35

2-jaw pullers with reversible double-end jaws

ST

For removing bearings, gears, discs, etc.


201



201-0
201-1
201-4



201-2
201-3



Description

- Swiveling and reversible puller hooks.
- Two-arm design for space-saving operation.
- Mechanical pressure screw.
- Milled thread treated with special coating.

Advantage

- The pulling hooks are reversible and can be used on both sides with various different types of hooks.
- The larger the pulling force, the stronger the puller hook's grip on the workpiece to be removed.
- Spindle head band prevents the wrench from slipping off.
- Auxiliary hydraulic ram series 9 for particularly tight parts, can be used from a particular puller size.
- Almost all components available as replacement parts, time-saving order process thanks to numbering system.


Art.-No.							max.	
		mm	mm	x	mm	mm	t	Nm
201-0	-026423	100	75	1	-	14	1,5	25
201-1	-026591	150	85	1	-	17	5	75
201-2	-026676	220	130	1	8	22	7	150
201-3	-026751	300	260	2	8	27	10	250
201-4	-026836	380	300	2	-	27	10	250



3-jaw pullers with reversible double-end jaws

For removing bearings, gears, discs, etc.

202



Description

- Swiveling and reversible puller hooks.
- The three-arm design ensures that the load is distributed evenly and that the part to be removed is held securely.
- Mechanical pressure screw.
- Milled thread treated with special coating.
- If there is not adequate free space around the part to be removed, we recommend using a 2-jaw puller serie 201.

Advantage

- The pulling hooks are reversible and can be used on both sides with various different types of hooks.
- The larger the pulling force, the stronger the puller hook's grip on the workpiece to be removed.
- Spindle head band prevents the wrench from slipping off.
- Auxiliary hydraulic ram series 9 for particularly tight parts, can be used from a particular puller size.
- Almost all components available as replacement parts, time-saving order process thanks to numbering system.

Art.-No.							max.	
		mm	mm	x	mm	mm	t	max.
								Nm
202-0	-027093	100	75	1	-	14	1,5	25
202-1	-027178	150	85	1	-	17	5	75
202-2	-027253	220	130	1	8	22	7	150
202-3	-027338	300	260	2	8	27	10	250
202-4	-027413	380	300	2	-	27	10	250

3-jaw combination pullers with reversible double-end jaws

For removing bearings, gears, discs, etc.

203



Description

- Combi-pullers can be used as a 3-jaw and 2-jaw puller.
- Swiveling and reversible puller hooks.
- Mechanical pressure screw.
- Milled thread treated with special coating.

Advantage

- The pulling hooks are reversible and can be used on both sides with various different types of hooks.
- The larger the pulling force, the stronger the puller hook's grip on the workpiece to be removed.
- Spindle head band prevents the wrench from slipping off.
- Auxiliary hydraulic ram series 9 for particularly tight parts, can be used from a particular puller size.
- Almost all components available as replacement parts, time-saving order process thanks to numbering system.

Art.-No.							max.	
		mm	mm	x	mm	mm	t	max.
								Nm
203-0	-027666	120	75	1	14	14	1,5	25
203-1	-027741	180	85	1	17	17	5	75
203-2	-027826	280	130	1	22	22	7	150
203-3	-027901	350	260	2	27	27	10	250
203-4	-028083	400	300	2	27	27	10	250



Pullers with side clamp

2-jaw bearing pullers "Cobra" with separating claw and side clamp

ST

For removing tight ball bearings, bearing rings and workpieces.

204-0



204-0

204-02



Description

- Puller hooks are specially hardened and smoothed.
- With integrated clamp.
- Mechanical pressure screw.
- Milled thread treated with special coating.

Advantage

- When the tension clamp is tightened, the pulling jaws grip below the part to be removed and loosen it before the actual removal process.
- Clamps increase the pressure of the hooks significantly and prevent the puller from slipping.
- Spindle head band prevents the wrench from slipping off.
- Safe, fast and efficient disassembly.
- No cut-off grinding, chiselling or hammering required

Art.-No.					max.	
		mm	mm	mm	t	Nm
204-0	-028168	50	70	-	1	-
204-02	-339516	90	100	22	4	75

Universal 2-jaw pullers with side clamp

ST

For removing particularly tight ball bearings, bearing rings and workpieces.

204



Description

- With integrated clamp.
- Mechanical pressure screw.
- Milled thread treated with special coating.

Advantage

- Clamps increase the pressure of the hooks significantly.
- Spindle head band prevents the wrench from slipping off.
- Safe, fast and efficient disassembly.
- Almost all components available as replacement parts, time-saving order process thanks to numbering system.
- Note: Pressure pads from series 600-17 are a good addition if the shaft is hollow and the spindle cannot be supported.

Art.-No.					max.	
		mm	mm	mm	t	Nm
204-1	-028243	80	90	19	5	100
204-2	-028328	100	100	22	6	120
204-3	-028403	150	140	24	7,5	175





2-jaw separator pullers "Cobra" with adjustable reach

ST

01

For pulling bearings, gears, discs, etc. that are lying flat against one another.

210









Description

- The pulling hooks are reversible and can be used on both sides with 2 different types of hooks. One side features normal pulling claws and the other, separating claws.
- Puller hooks are specially hardened and smoothed.
- The multiple boreholes in the pulling hooks enable users to work with variable reach.
- With integrated clamp.
- Two-arm design for space-saving operation.

Advantage

- Double-sided hooks.
- When the tension clamp is tightened, the pulling jaws grip below the part to be removed and loosen it before the actual removal process.
- Universal application thanks to adjustable clamping depths and two types of hook.
- Clamps increase the pressure of the hooks significantly.
- Spindle head band prevents the wrench from slipping off.

Art.-No.						max. t	 max. Nm
210-1	-030383	95	170	4	22	5	100
210-2	-030468	135	270	5	24	8	140
210-3	-030536	150	325	5	24	10	200

Universal puller set with side clamp

ST

For pulling and removing bearings, gears, etc.

K-204-02-210-1










Description

- The legs of the puller feature an adjustable height, are partially invertible, and have standard pulling and separating claws.
- Puller hooks are specially hardened and smoothed.
- The multiple boreholes in the pulling hooks enable users to work with variable reach.
- Collar can be used for both pullers and provides additional stability and support for the separation process.
- Mechanical pressure screw.

Advantage

- Universal application thanks to adjustable clamping depths and two types of hook.
- Clamps increase the pressure of the hooks significantly.
- Safe, fast and efficient disassembly.
- Almost all components available as replacement parts, time-saving order process thanks to numbering system.
- Practical package for universal use.

Art.-No.							
K-204-02-210-1	-038464	90 - 100	100 - 170	17, 22	5	204-02, 210-1, 1007-17, 1007-22, 225-150	i-Boxx





Pullers with adjustable jaws

3-jaw "alligator" pullers with pre-settable jaws

ST

For removing bearings, gears, discs, etc.

12



BESTSELLER









Description

- The pulling jaws are fastened with screws and easy to replace.
- Standard pulling hook.
- Moving and slipping is prevented by self lock.
- The three-arm design ensures that the load is distributed evenly and that the part to be removed is held securely.
- Mechanical pressure screw.

Advantage

- The Alligator conversions ensure that the pulling hooks can only be opened and closed by operating the adjustment spanner. The grip of the conversions is therefore as strong as an alligator's bite.
- Spindle head band prevents the wrench from slipping off.
- Almost all components available as replacement parts, time-saving order process thanks to numbering system.

Art.-No.		 mm	 mm	 mm	max. t	 max. Nm
12-1	-006616	100	100	17	8	180
12-2	-006791	150	125	19	9	190
12-3	-006876	200	165	24	10	250



The pulling jaws are fastened with screws and easy to replace.



3-jaw puller with pre-settable jaws for inside and outside pulling

ST

For removing bearings, gears, discs, etc.

12








Description

- 3-jaw puller with pre-settable jaws for inside and outside pulling
- The three-arm design ensures that the load is distributed evenly and that the part to be removed is held securely.
- Moving and slipping is prevented by self lock.
- Mechanical pressure screw.
- Milled thread treated with special coating.

Advantage

- The Alligator conversions ensure that the pulling hooks can only be opened and closed by operating the adjustment spanner. The grip of the conversions is therefore as strong as an alligator's bite.
- Spindle head band prevents the wrench from slipping off.

Art.-No.		 mm	 mm	 mm	max. t	 max. Nm
12-4	-850509	250	225	27	10	300
12-5	-850684	350	275	27	10	300
12-6	-850769	450	300	36	15	280
12-7	-850844	650	350	36	15	280



Small part puller

Small-part pullers, e.g. for speedometer cable pullers

ST

For speedometer cable, pressure gauges, clocks, model building, etc.

140



Description

- Extra narrow gripping jaws.
- With exchangeable centring pin.
- Mechanical pressure screw.

Advantage

- This handy, space-saving model is particularly suited for speedometer cables, pressure gauges, clock model making and other similar applications.
- The thin jaws are suitable for narrow, difficult-to-access locations.

Art.-No.			LH	LW	
		mm	mm	mm	mm
140-1	-266720	2,25	10	10	0,9 / 1,3 / 1,8
140-2	-266737	3,50	15	15	0,9 / 1,3 / 1,8 / 2,0
140-3	-266751	5,25	18	18	0,9 / 1,3 / 1,8 / 2,0 / 3,0

Small-part pullers set

ST

For speedometer cable, pressure gauges, clocks, model building, etc.

140-S



Description

- Extra narrow gripping jaws.
- With exchangeable centring pin.
- Mechanical pressure screw.
- Instructions on the cover.
- Secure storage in special foam.

Advantage

- This handy, space-saving model is particularly suited for speedometer cables, pressure gauges, clock model making and other similar applications.
- The thin jaws are suitable for narrow, difficult-to-access locations.
- Set also includes 2 precision screwdrivers.
- Complete easy-to-manage package.
- Complete set packaged in a practical KUKKO L-Boxx-Mini.

Art.-No.			LW	LH						Stück pieces
		mm	mm	mm	mm	mm	mm			
140-S	-951138	2,25-5,25	10-18	10-18	0,9 1,3 1,8 2,0 3,0	1,8	0,3	PH00	140-1, 140-2, 140-3	11

Small-part puller

ST

For speedometer cable, pressure gauges, clocks, model building, etc.

Micro



Description

- Extra narrow gripping jaws.
- Mechanical pressure screw.

Advantage

- This handy, space-saving model is particularly suited for speedometer cables, pressure gauges, clock model making and other similar applications.
- The thin jaws are suitable for narrow, difficult-to-access locations.

Art.-No.			LH	LW	
		mm	mm	mm	mm
Micro	-974755	5	20	18	1



Puller Economy

Universal 2-jaw pullers "Vario"

For removing bearings, gears, discs, etc.

120



Description

- Standard pulling hook.
- The end stop protects the hook from slipping off the cross-beam.
- Pulling hooks with infinitely variable adjustment on the cross-beam.
- Two-arm design for space-saving operation.
- Mechanical pressure screw.

Advantage

- Quick change or turning of the pulling jaws by depressing the end stop.
- Turning the pulling hooks enables them to be used both internally and externally.
- Suitable for pulling asymmetric workpieces.
- Spindle head band prevents the wrench from slipping off.
- Almost all components available as replacement parts, time-saving order process thanks to numbering system.

Art.-No.				
		mm	mm	mm
120-1	-918551	100	100	17
120-10	-918599	125	100	17
120-2	-918636	150	150	17
120-20	-918674	200	150	17
120-3	-918711	250	200	24
120-30	-918759	350	200	24

ST

Sales display "Economy"

For removing bearings, gears, discs, etc.

120-ST



Description

- The sales and workshop stands enable 2-jaw pullers to be stored and presented safely.
- Standard pulling hook.
- The end stop protects the hook from slipping off the cross-beam.
- Two-arm design for space-saving operation.
- Pulling hooks with infinitely variable adjustment on the cross-beam.

Advantage

- Quick change or turning of the pulling jaws by depressing the end stop.
- Turning the pulling hooks enables them to be used both internally and externally.
- Suitable for pulling asymmetric workpieces.
- Spindle head band prevents the wrench from slipping off.
- Almost all components available as replacement parts, time-saving order process thanks to numbering system.

Art.-No.			Stück pieces
120-ST	-961489	120-1, 120-10, 120-2, 120-20, 120-3, 20-STL	5

ST

Universal 3-jaw pullers "Vario"

For removing bearings, gears, discs, etc.

130



Description

- Standard pulling hook.
- The end stop protects the hook from slipping off the cross-beam.
- The three-arm design ensures that the load is distributed evenly and that the part to be removed is held securely.
- Mechanical pressure screw.
- Exchangeable spindle top.

Advantage

- Quick change or turning of the pulling jaws by depressing the end stop.
- Turning the pulling hooks enables them to be used both internally and externally.
- Suitable for pulling asymmetric workpieces.
- Spindle head band prevents the wrench from slipping off.
- Almost all components available as replacement parts, time-saving order process thanks to numbering system.

Art.-No.				
		mm	mm	mm
130-10	-918834	110	100	17
130-2	-918872	150	150	17
130-20	-918919	200	150	17
130-3	-918957	250	200	24

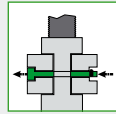
ST



Universal 2-jaw pullers "Techno"

For removing bearings, gears, discs, etc.

110







Description

- Standard pulling hook.
- The pin protects the pulling jaw from slipping off the cross-beam.
- The pulling jaws are consistently straight and equally slim.
- Pulling hooks with infinitely variable adjustment on the cross-beam.
- Two-arm design for space-saving operation.

Advantage

- Turning the pulling hooks enables them to be used both internally and externally.
- Spindle head band prevents the wrench from slipping off.
- Almost all components available as replacement parts, time-saving order process thanks to numbering system.

Art.-No.		 mm	 mm	 mm
110-01	-923753	50	50	10
110-02	-923760	80	50	10
110-1	-923777	100	100	17
110-10	-923784	120	100	17
110-2	-923791	160	150	19
110-20	-923807	200	150	19
110-3	-923814	250	200	22
110-4	-956317	350	250	22

ST

01



Farm and workshop puller with jaws of varying lengths, in set

For removing bearings, gears, discs, etc.

200-U







Description

- Four pairs of jaws for different jobs.
- Particularly suitable for agricultural machinery.
- Two-arm design for space-saving operation.
- Pulling hooks with infinitely variable adjustment on the cross-beam.
- Mechanical pressure screw.

Advantage

- Versatile and economical.
- By simply turning the pulling jaws, they can be used both internally and externally.
- The pulling jaws can be connected with bolts (M10 / 3/8") up to a reach of 580 mm (23").
- Spindle head band prevents the wrench from slipping off.
- Almost all components available as replacement parts, time-saving order process thanks to numbering system.

Art.-No.		 mm	 mm	 mm
200-U	-025433	250	80 - 180	22

ST

Farm and workshop puller with jaws in varying lengths, in set with metal case

For removing bearings, gears, discs, etc.

200-UM









Description

- Four pairs of jaws for different jobs.
- Particularly suitable for agricultural machinery.
- Two-arm design for space-saving operation.
- Pulling hooks with infinitely variable adjustment on the cross-beam.
- Mechanical pressure screw.

Advantage

- Versatile and economical.
- By simply turning the pulling jaws, they can be used both internally and externally.
- The pulling jaws can be connected with bolts (M10 / 3/8") up to a reach of 580 mm (23").
- Spindle head band prevents the wrench from slipping off.
- Almost all components available as replacement parts, time-saving order process thanks to numbering system.

Art.-No.		 mm	 mm	 mm		
200-UM	-025501	250	80 - 180	22	200-U	Metal

ST



Universal 2-jaw puller with adjustable reach and swiveling jaws

ST

For removing bearings, gears, discs, etc.

208



Description

- Curved, swiveling standard puller hooks with height adjustment.
- Two-arm design for space-saving operation.
- Mechanical pressure screw.
- Milled thread treated with special coating.
- If there is adequate free space around the part to be removed, we recommend a 3-jaw puller series 209 for optimal force distribution.

Advantage

- The larger the pulling force, the stronger the puller hook's grip on the workpiece to be removed.
- Universal application thanks to adjustable depths.
- Spindle head band prevents the wrench from slipping off.
- Almost all components available as replacement parts, time-saving order process thanks to numbering system.

Art.-No.						max. t	
	40211761	mm	mm		mm		max. Nm
208-01	-432408	20 - 170	95 - 125	2	17	2	20
208-02	-432651	20 - 230	150 - 190	2	22	2,5	50

Universal 3-jaw puller with adjustable reach and adjustable swiveling jaws

ST

For removing bearings, gears, discs, etc.

209



Description

- Curved, swiveling standard puller hooks with height adjustment.
- Two-arm design for space-saving operation.
- Mechanical pressure screw.
- Milled thread treated with special coating.
- If there is not adequate free space around the part to be removed, we recommend a 2-jaw puller series 208 for optimal force distribution.

Advantage

- The larger the pulling force, the stronger the puller hook's grip on the workpiece to be removed.
- Universal application thanks to adjustable depths.
- Spindle head band prevents the wrench from slipping off.
- Almost all components available as replacement parts, time-saving order process thanks to numbering system.

Art.-No.						max. t	
	40211761	mm	mm		mm		max. Nm
209-01	-432576	20 - 170	95 - 125	2	17	2	20
209-02	-432736	20 - 230	150 - 190	2	22	2,5	50

2-jaw puller with reversible double-end jaws

ST

For removing bearings, gears, discs, etc.

208-0



Description

- Swiveling and reversible puller hooks.
- Two-arm design for space-saving operation.
- Parallel pulling hooks in every position, even with full load.
- Mechanical pressure screw.
- Milled thread treated with special coating.

Advantage

- The pulling hooks are reversible and can be used on both sides with various different types of hooks.
- Universal application thanks to adjustable depths.
- The larger the pulling force, the stronger the puller hook's grip on the workpiece to be removed.
- Spindle head band prevents the wrench from slipping off.
- Almost all components available as replacement parts, time-saving order process thanks to numbering system.

Art.-No.						max. t	
	40211761	mm	mm		mm		max. Nm
208-0	-432248	100	50 - 100	2	8	1	20



3-jaw puller with reversible double-end jaws

ST

01

For removing bearings, gears, discs, etc.

209-0









Description

- Swiveling and reversible puller hooks.
- The three-arm design ensures that the load is distributed evenly and that the part to be removed is held securely.
- Parallel pulling hooks in every position, even with full load.
- Mechanical pressure screw.
- Milled thread treated with special coating.

Advantage

- The pulling hooks are reversible and can be used on both sides with various different types of hooks.
- Universal application thanks to adjustable depths.
- The larger the pulling force, the stronger the puller hook's grip on the workpiece to be removed.
- Spindle head band prevents the wrench from slipping off.
- Almost all components available as replacement parts, time-saving order process thanks to numbering system.


Art.-No.						max. t	 max. Nm
209-0	-432323	100	50 - 100	2	8	1	20

Universal 2-jaw "economy" puller with adjustable reach, long hydraulic spindle and swiveling jaws

ST

For pulling particularly tight bearings, gears, discs, etc.

208-2-B








Description

- Swivelling standard puller jaws.
- Two-arm design for space-saving operation.
- Grease hydraulics.
- Milled thread treated with special coating.
- If there is adequate free space around the part to be removed, we recommend using a 3-jaw puller series 206-B for optimal force distribution.

Advantage

- Easy and even pulling for particularly tight parts.
- The larger the pulling force, the stronger the puller hook's grip on the workpiece to be removed.
- Universal application thanks to adjustable depths.
- Spindle head band prevents the wrench from slipping off.
- Almost all components available as replacement parts, time-saving order process thanks to numbering system.

Art.-No.					
208-2-B	-432811	400	225 - 400	3	12

Universal 3-jaw "economy" puller with adjustable reach, long hydraulic spindle and swiveling jaws

ST

For pulling particularly tight bearings, gears, discs, etc.

209-2-B








Description

- Swivelling standard puller jaws.
- Two-arm design for space-saving operation.
- Mechanical pressure screw.
- Grease hydraulics.
- Milled thread treated with special coating.

Advantage

- Easy and even pulling for particularly tight parts.
- The larger the pulling force, the stronger the puller hook's grip on the workpiece to be removed.
- Universal application thanks to adjustable depths.
- Spindle head band prevents the wrench from slipping off.
- Almost all components available as replacement parts, time-saving order process thanks to numbering system.

Art.-No.						max. Nm
209-2-B	-432996	500	225 - 400	3	15	45



- Consisting of:
Internal extractor and counter support
or internal extractor and slide hammer.
- Proven thousands of times for extracting
ball bearings, ball bearing outer rings and
bushings.
- Even bearings fitted quite tightly to the back
wall can be securely grasped and quickly
removed with the excellent clamping
mechanism.
- Guarantee for high performance and long
service life.





Internal extracting

Innen-Ausziehen

02



02

Selection of the right internal puller type.....**74**

Auswahl der richtigen Innen-Ausziehvorrichtung

Combination options.....**76**

Kombinationsmöglichkeiten

Internal extractor.....**78-79**

Innenauszieher

Slide hammers and sets.....**80-85**

Gleithämmer und Sätze

Counterstays and sets.....**83-84**

Gegenstützen und Sätze

Dowel-pins.....**84-85**

Passtifte






Selection of the right internal puller type



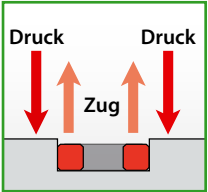

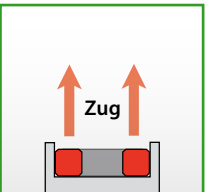

1st step: What is the interior diameter of the ball bearing



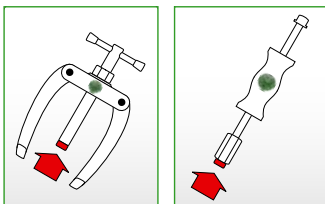
2nd step: Selection of the internal puller

<p>2 a 2- and 3-shell Internal extractors</p>  <p>5-200 mm</p>  	<p>2 b Segmented internal extractors for small spaces</p>  <p>5-78 mm</p>  	<p>2 c Needle bearing extractors</p>  <p>9,6-25 mm</p>  
--	---	--

3rd step: What is access like?

<p>3 a Supporting surface present → Counter stay</p>  	<p>3 b NO supporting surface present → slide hammer</p>  
---	---

Combinations of internal pullers with counter stays and slide hammers



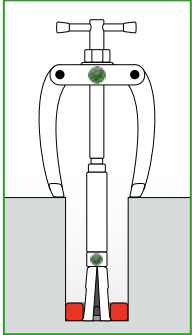
Counter stays and slide hammers can be combined with internal extractors of various sizes. The appropriate thread adapters are delivered with orders for counter stays and slide hammers.



Mode of operation

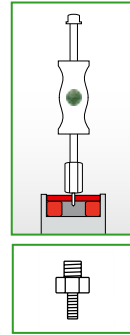
For pulling internal ball bearings, ball bearing outer rings and bushings. The bearings are securely grasped by the internal puller, in the inner ring, and quickly removed using the clamping effect. In order to be able to remove a bearing with an internal puller, a counter support or a slide hammer from series 22 will always be required.

Accessories: Extensions



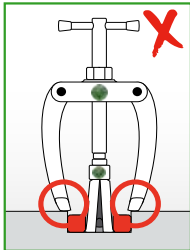
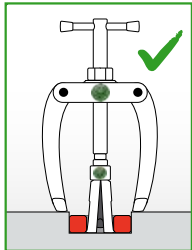
Many of the KUKKO internal extractors in the 21 series (not 21-E) can be expanded using an extension (series 21-V) for extracting parts set deep inside a bushing.

Accessories: Thread adapters

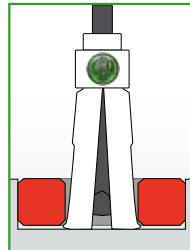


The KUKKO slide hammers can be used in combination with the thread adapters 22-1-AS anywhere where the threaded pin can be screwed directly into the part that needs to be removed.

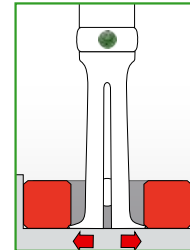
Safety instructions for internal pulling



When using a counter stay, ensure that the jaws of the counter stay do not block the part being removed.




Note: the internal extractors must grip firmly underneath the part to be removed.



If there is too little space in the bushing below the part to be removed, an internal extractor from series 21-E may be used..

The QR codes guide you to more information and usage videos online

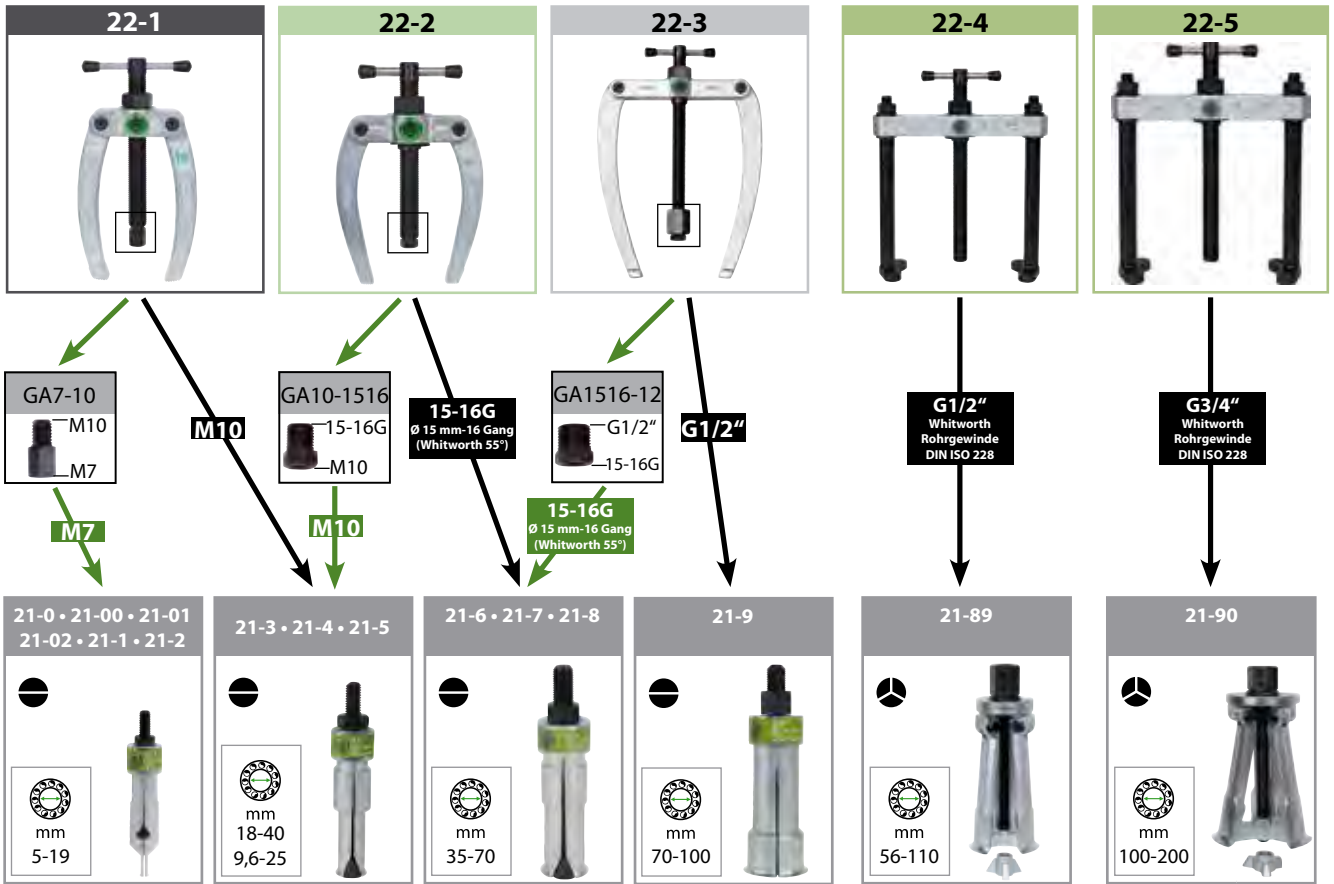


**Just scan and
experience KUKKO!**

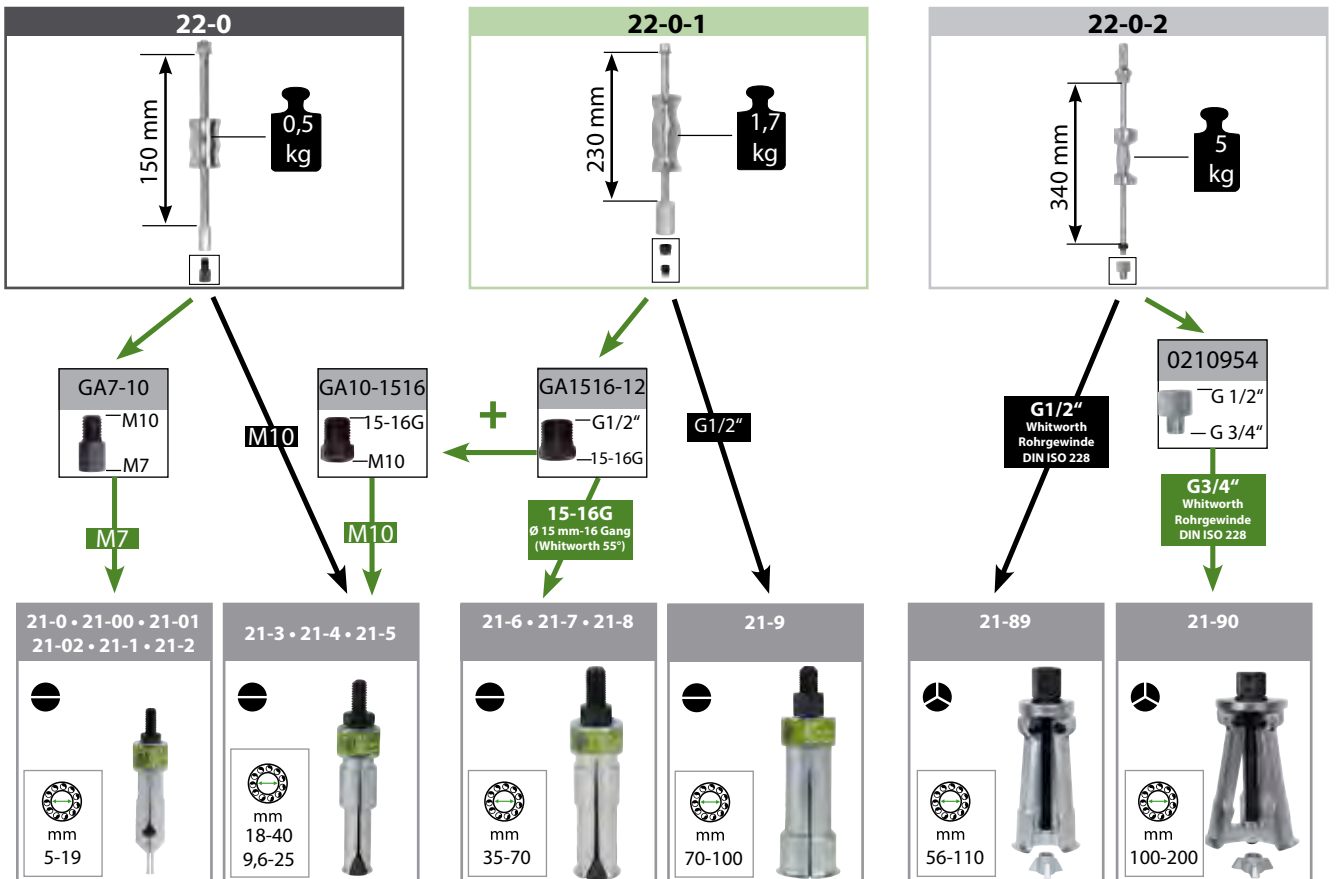




Combination of counter stay with internal extractors, series 21

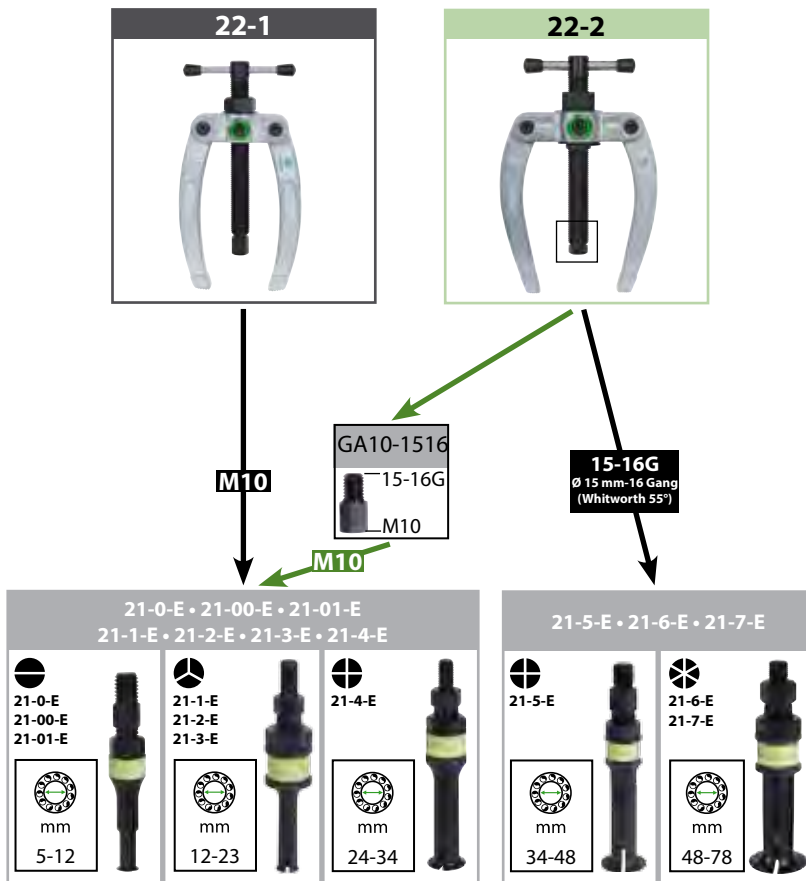


Combination of slide hammer with internal extractors, series 21

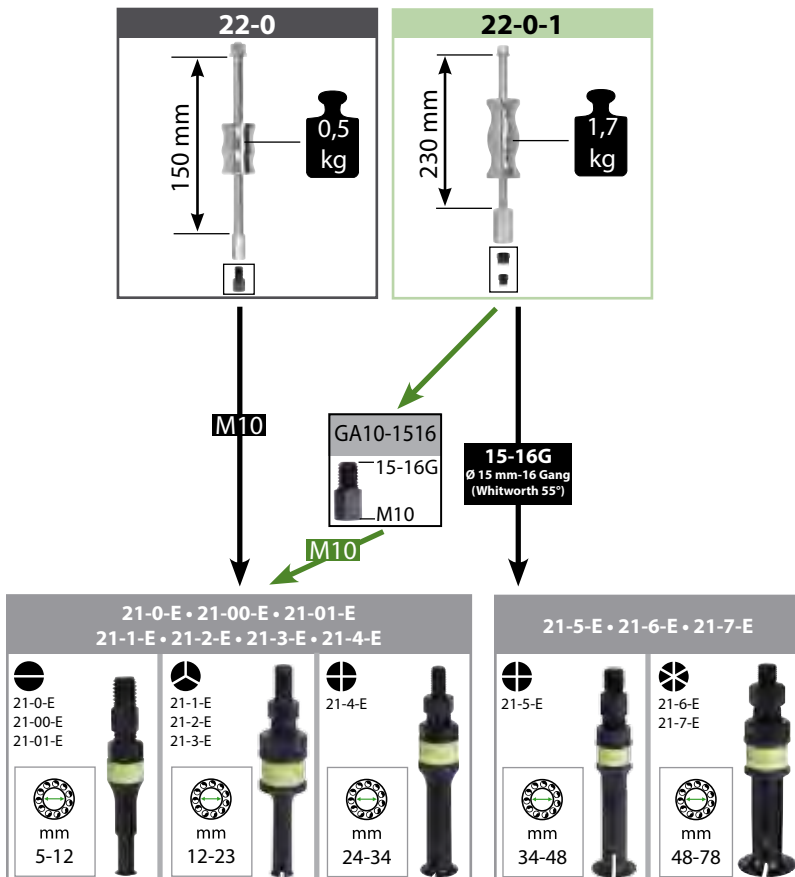




Combination of counter stay with segmented internal extractors, series 21-E

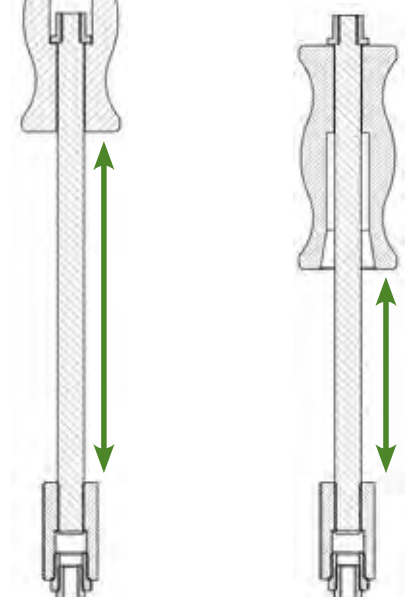


Combination of slide hammer with segmented internal extractors, series 21-E



By reversing the impact weight, the length of the impact area can be changed.

Tip!



Long length of impact area:
Use with high impact force

Short length of impact area:
Use in confined installation area



Internal extractors

For extracting inner bearings, bearing outer rings and bushings.

21




21-0
21-00
21-01
21-02

21-1
21-2
21-3
21-4
21-5
21-6

21-7
21-8
21-9

21-89
21-90



Description

- The 2-shell design with extra large grasp edges ensures safe extraction.
- The internal extractors are equipped with an internal safety stop to protect against excess spreading and overloading.
- Mechanical pressure screw.

Advantage

- KUKKO internal extractors can be combined with counter supports and slide hammers.
- Spare parts are available for internal extractor sizes 21-89 and 21-90.

Art.-No.								
		mm	mm	mm	Segment			
21-0	-010408	5 - 8	14	73	2	22-0		22-1
21-00	-010576	6 - 10	14	73	2	22-0		22-1
21-01	-010651	8 - 12	14	73	2	22-0		22-1
21-02	-010736	10 - 14	14	73	2	22-0		22-1
21-1	-010811	12 - 16	25	72	2	22-0		22-1
21-2	-010996	14 - 19	27	72	2	22-0		22-1
21-3	-011153	18 - 23	35	89	2	22-0, 22-0-1		22-1, 22-2
21-4	-011238	20 - 30	40	92	2	22-0, 22-0-1		22-1, 22-2
21-5	-011498	28 - 40	23	101	2	22-0, 22-0-1		22-1, 22-2
21-6	-011566	35 - 46	50	113	2	22-0-1		22-2, 22-3
21-7	-011641	45 - 58	85	135	2	22-0-1		22-2, 22-3
21-8	-011726	56 - 70	85	133	2	22-0-1		22-2, 22-3
21-9	-011986	70 - 100	95	166	2	22-0-1		22-3
21-89	-011801	56 - 110	120	187	3	22-0-2		22-4
21-90	-012068	100 - 200	175	220	3	22-0-2		22-5

Needle bearing extractors

To extract internal needle bearings.

21-4x



Description

- The 2-shell design with extra large grasp edges ensures safe extraction.
- The internal extractors are equipped with an internal safety stop to protect against excess spreading and overloading.
- Mechanical pressure screw.
- Milled thread treated with special coating.

Advantage

- KUKKO internal extractors can be combined with counter supports and slide hammers.

Art.-No.								
		mm	mm	mm	Segment			
21-40	-411526	9,6 - 18	18	92	2	22-0, 22-0-1		22-1, 22-2
21-41	-186066	11,5 - 19	18	92	2	22-0, 22-0-1		22-1, 22-2
21-42	-186141	12,5 - 21	19	92	2	22-0, 22-0-1		22-1, 22-2
21-43	-186226	14,5 - 22	19	92	2	22-0, 22-0-1		22-1, 22-2
21-44	-186301	16,5 - 23	23	92	2	22-0, 22-0-1		22-1, 22-2
21-45	-186486	18,5 - 24	23	92	2	22-0, 22-0-1		22-1, 22-2
21-46	-186554	20 - 25	23,5	92	2	22-0, 22-0-1		22-1, 22-2

Needle bearing extractors

For pulling needle bearings, bearing bushings and outer bearing rings which have little or no undercut.

21-4x-E



Description

- The segmented design with extra short and fine grasp edges facilitates safe removal when there is little room for gripping of the internal extractor "from behind".
- Mechanical pressure screw.

Advantage

- The needle bearing extractor is particularly suited for removing the guide bearing (06B105313D) on the clutches of most models by VW / Audi / Skoda / Seat
- Besides positive interlocking, force-fitted pulling is also possible through high preloading.
- KUKKO internal extractors can be combined with counter supports and slide hammers.

Art.-No.								
		mm	mm	mm	Segment			
21-44-E	-039300	15 - 20	50	90	3	22-0, 22-0-1		22-1, 22-2



Segmented internal extractor

ST

For extracting bearings, bearing outer rings and bushings that lay flat on one another.

21-E



21-0-E
21-00-E
21-01-E
21-1-E
21-2-E
21-3-E



21-4-E
21-5-E



21-6-E
21-7-E











Description

- The segmented design with extra fine grasp edges ensures safe extraction.
- Mechanical pressure screw.

Advantage

- KUKKO internal extractors can be combined with counter supports and slide hammers.
- Almost all components available as replacement parts, time-saving order process thanks to numbering system.

Art.-No.	 4021176	 mm	 mm	 mm	 Segment			
21-0-E	-909153	4,8 - 6,5	30	54	2	22-0, 22-0-1	22-1, 22-2	
21-00-E	-909160	6,8 - 9,5	30	54	2	22-0, 22-0-1	22-1, 22-2	
21-01-E	-909177	9,5 - 12,5	30	54	2	22-0, 22-0-1	22-1, 22-2	
21-1-E	-930003	12 - 16	35	80	3	22-0, 22-0-1	22-1, 22-2	
21-2-E	-931000	14 - 19	40	83	3	22-0, 22-0-1	22-1, 22-2	
21-3-E	-931109	18 - 23	50	90	3	22-0, 22-0-1	22-1, 22-2	
21-4-E	-909191	24 - 34	58	98	4	22-0, 22-0-1	22-1, 22-2	
21-5-E	-924071	34 - 48	65	110	4	22-0-1	22-2	
21-6-E	-924088	48 - 63	80	120	6	22-0-1	22-2	
21-7-E	-924095	63 - 78	80	120	6	22-0-1	22-2	

02

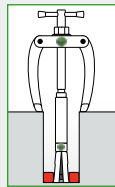


Extensions for internal extractors

ST

Extensions for internal extractor.

21-V






Description

- When combined with the internal extractors, extensions from series 21 enable deeper bearings to be extracted.

Advantage

- Almost all components available as replacement parts, time-saving order process thanks to numbering system.

Art.-No.	 4021176	 mm	
21-V-040	-909214	40	21-0, 21-00, 21-01, 21-02, 21-2
21-V-060	-909221	60	21-0, 21-00, 21-01, 21-02, 21-2
21-V-080	-909238	80	21-0, 21-00, 21-01, 21-02, 21-2
21-V-310	-914386	100	21-3, 21-4, 21-5, 21-40, 21-41, 21-42, 21-43, 21-44, 21-45, 21-46

Set of extensions for internal extractors

ST

Set of extensions for internal extractor.

21-V








Description

- When combined with the internal series 21 extractors, extensions enable deeper bearings to be loosened.

Advantage

- Almost all components available as replacement parts, time-saving order process thanks to numbering system.


Art.-No.	 4021176	 mm			
21-V-0	-909207	40; 60; 80; 100	21-0, 21-00, 21-01, 21-02, 21-2, 21-3, 21-4, 21-5, 21-40, 21-41, 21-42, 21-43, 21-44, 21-45, 21-46	21-V-040, 21-V-060, 21-V-080, 21-V-310	Metall



Slide hammer devices

For use with series 21, series 21-E or series 22-1-AS.

22-0



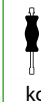

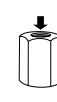




Description

- Contactless and careful pulling of internal bearings, etc.
- Ergonomically-shaped, solid sliding parts for optimum transfer of force.
- Space-saving with strong shock effect.

Advantage

- No supporting surface required.
- TIP: 22-0-2 The impact of the slide hammer can be increased by increments of 3 kg by screwing in one or multiple supplementary weights 22-0-2-100.

Art.-No.		 mm	 kg				
22-0	-012143	290	0,5	M12	M12/M10	AG: M10 IG: M7	21-0, 21-00, 21-01, 21-02, 21-1, 21-2, 21-3, 21-4, 21-5, 21-0-E, 21-1-E, 21-2-E, 21-3-E, 21-4-E, 21-40, 21-41, 21-42, 21-43, 21-44, 21-45, 21-46
22-0-1	-555558	320	1,7	M16 x1,5	M16x1,5 - G1/2"	AG: G1/2" IG: 15-16G; AG: 15-16G IG: M10	21-3, 21-4, 21-5, 21-6, 21-7, 21-8, 21-9, 21-0-E, 21-00-E, 21-01-E, 21-1-E, 21-2-E, 21-3-E, 21-4-E, 21-5-E, 21-6-E, 21-7-E, 21-40, 21-41, 21-42, 21-43, 21-44, 21-45, 21-46
22-0-2	-111204	700	5,0	G1/2"	-	AG: G1/2" IG: G3/4"	21-89, 21-90 22-0-2-100
22-0-2-100	-111211	3 kg Zusatzgewicht / supplementary weight					22-0-2
G-22	-018442				M12		22-0, 22-0-1, 22-02



Advantage

- 3 component handle for maximum transfer of force, even when hands are wet or greasy.
- You keep a secure grip – before, during and after the removal process.
- Lower risk of injury.
- Fatigue-free operation with the 3-K handle.

Counterstays

For use with series 21, series 21-E or series 22-1-AS.

22



22-1
22-2
22-3

22-4
22-5



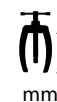



Description

- The arms on the counter supports are easy-to-adjust thanks to an internal spring mechanism. (size 1 to 3)
- The counter support nuts' friction resistance is reduced to a minimum as a result of the built-in pressure bearing.
- Thanks to their support struts, sizes (4 and 5) counter struts are particularly suited for large ball bearings, etc., and ensure that the assembly remains stable during the extraction process.
- Mechanical pressure screw.

Advantage

- The counter support can be combined with internal extractors and KUKKO screw adapters.
- Almost all components available as replacement parts, time-saving order process thanks to numbering system.

Art.-No.		 mm	 mm	max. t	
22-1	-012228	55	120	3	21-0, 21-00, 21-01, 21-02, 21-1, 21-2, 21-3, 21-4, 21-5, 21-0-E, 21-00-E, 21-01-E, 21-1-E, 21-2-E, 21-3-E, 21-4-E, 21-40, 21-41, 21-42, 21-43, 21-44, 21-45, 21-46
22-2	-012303	100	165	4	21-3, 21-4, 21-5, 21-6, 21-7, 21-8, 21-0-E, 21-00-E, 21-01-E, 21-1-E, 21-2-E, 21-3-E, 21-4-E, 21-5-E, 21-6-E, 21-7-E, 21-40, 21-41, 21-42, 21-43, 21-44, 21-45, 21-46
22-3	-012488	180	280	5	21-6, 21-7, 21-8, 21-9
22-4	-112478	200	205	7	21-89
22-5	-012556	300	260	9	21-90



Percussion type bearing extractor sets


ST

Non-contact extraction of internal bearing, bushings, etc.

26



26-A
26-B



Description

- Non-contact extraction.
- Internal extractor with slide hammer
- The 2-shell design with extra large grasp edges ensures safe extraction.
- The internal extractors are equipped with an internal safety stop to protect against excess spreading and overloading.
- Mechanical pressure screw.

Advantage

- Practical package for universal use.
- KUKKO internal extractors can be combined with counter supports and slide hammers.
- Almost all components available as replacement parts, time-saving order process thanks to numbering system.
- Complete easy-to-manage package.
- Kit in the tried-and-tested KUKKO-i-Boxx-System.

Art.-No.	mm	mm	kg					Stück pieces	
26-A	6 - 19	290	0,9	M12	M12 - M7; M12 - M10; M 12 - 15-16G	-	21-00, 21-01, 21-02, 21-1, 21-2, KS-22-01-GH, VM12-1516, VM12-10, VM12-7	9	i-Boxx
26-B	12 - 40	320	1,7	M16 x 1,5	M16x1,5 - G1/2"	AG:1/2" IG:15-16G; AG:15-16G IG:M10; AG:M10 IG:M7	22-0-1, 21-1, 21-2, 21-3, 21-4, 21-5, GA7-10	7	i-Boxx

02



Set of slide hammer for extracting ball bearings and dowel-pins


ST

For non-contact extraction of interior bearings, outer bearing rings, bushings and components with threads (dowel pins, parallel keys, bolts, etc.).

28



28-A
28-B



Description

- Non-contact extraction.
- Internal extractor, dowel pins with slide hammer.
- The 2-shell design with extra large grasp edges ensures safe extraction.
- The internal extractors are equipped with an internal safety stop to protect against excess spreading and overloading.
- For removing parts with centric threaded holes.

Advantage

- Practical assembly is particularly suitable for tool and mold-making.
- KUKKO internal extractors can be combined with counter supports and slide hammers.
- Complete easy-to-manage package.
- Almost all components available as replacement parts, time-saving order process thanks to numbering system.

Art.-No.	mm	mm	kg							Stk. Pcs.	
28-A	6 - 19	290	0,9	M12	M12-M7; M12-M10; M12-15-16G	-	M10	M3-M18	21-00, 21-01, 21-02, 21-1, 21-2, KS-22-01-GH, GE4-10, GE5-10, GE6-10, GE8-10, GE10-10, GE12-10, VM12-1516, VM12-10, GE3-10, GE14-10, GE16-10, GE18-10, VM12-7	19	i-Boxx
28-B	12 - 40	320	1,7	M16 x 1,5	M16x1,5- G1/2"	AG: 1/2 IG: 15-16G AG: M10 IG: M7 AG: 1/2 IG: M18x1,5 AG: 15-16G IG: M10	M18x1,5	M8-M24	22-0-1, 21-1, 21-2, 21-3, 21-4, 21-5, GE14-1815, GE16-1815, GE18-1815, GE20-1815, GE22-1815, GE24-1815, GA7-10, GA12-1815, GE8-1815, GE10-1815, GE12-1815	17	i-Boxx



Sets of bearing extracting tools

ST

For extracting inner bearings, bearing outer rings and bushings.

25

PERENNIAL FAVORITE



25-A



25-B



25-C



25-D



25-K
25-N







Description

- The 2-shell design with extra large grasp edges ensures safe extraction.
- The internal extractors are equipped with an internal safety stop to protect against excess spreading and overloading.
- Mechanical pressure screw.
- Milled thread treated with special coating.
- Instructions on the cover.

Advantage

- Practical package for universal use.
- KUKKO internal extractors can be combined with counter supports and slide hammers.
- The arms on the counter supports are easy-to-adjust thanks to an internal spring mechanism. (size 1 to 3)
- Thanks to their support struts, sizes (4 and 5) counter struts are particularly suited for large ball bearings, etc., and ensure that the assembly remains stable during the extraction process.
- Almost all components available as replacement parts, time-saving order process thanks to numbering system.

Art.-No.	 4021176	 mm		Stück pieces	
25-A	-013058	12 - 46	22-1, 22-2, 21-1, 21-2, 21-3, 21-4, 21-5, 21-6	8	L-Boxx
25-B	-013133	12 - 70	22-1, 22-2, 21-1, 21-2, 21-3, 21-4, 21-5, 21-6, 21-7, 21-8	10	L-Boxx
25-C	-013218	12 - 110	22-1, 22-2, 22-4, 21-1, 21-2, 21-3, 21-4, 21-5, 21-6, 21-7, 21-89	11	L-Boxx (2 St./pcs.)
25-D	-158803	56 - 110	22-4, 21-89	2	L-Boxx
25-K	-863899	6 - 19	22-1, 21-00, 21-02, 21-2	4	i-Boxx
25-N	-787096	11,5 - 25	22-1, 21-41, 21-42, 21-43, 21-44, 21-45, 21-46	7	i-Boxx

Ball bearing extracting set with counterstay and slide hammer

ST

For extracting inner bearings, bearing outer rings and bushings.

K-22-E



K-22-A-E
K-22-B-E
K-22-C-E











Description

- Use of the internal extractor in combination with slide hammers or counter supports.
- The segmented design with extra fine grasp edges ensures safe extraction.
- Instructions on the cover.
- Secure storage in special foam.
- Personal KUKKO-Chip-Code.

Advantage

- Practical package for universal use.
- Thanks to the KUKKO modular system, the counterstay and the sliding hammer can be combined and subsequently completed with segmented internal extractors, needle bearing extractors, threaded inserts, etc.
- Almost all components available as replacement parts, time-saving order process thanks to numbering system.
- Complete easy-to-manage package.

Art.-No.	 mm	 mm	 kg			 AG ↑IG		Stück pieces	
K-22-A-E	4,8 - 16	240	0,5	M10	M10	AG: M10 - IG: M7	22-0, 22-1, 21-0-E, 21-00-E, 21-01-E, 21-1-E	6	i-Boxx
K-22-B-E	12 - 34	240	0,5	M10	M10	AG: M10 - IG: M7	22-0, 22-1, 21-1-E, 21-2-E, 21-3-E, 21-4-E	6	i-Boxx
K-22-C-E	4,8 - 34	240	0,5	M10	M10	AG: M10 - IG: M7	22-0, 22-1, 21-0-E, 21-00-E, 21-01-E, 21-1-E, 21-2-E, 21-3-E, 21-4-E	9	L-Boxx



Sets of bearing pulling and extracting tools

ST

For pulling bearings, gears and discs and for extracting interior bearings, outer bearing rings and bushings.

24



24-A
24-B



24-C











Description

- For automotive repairs and servicing.
- Set contains exterior pulling device, internal extractor, counter supports and pulling device chuck.
- The 2-shell design with extra large grasp edges ensures safe extraction.
- The internal extractors are equipped with an internal safety stop to protect against excess spreading and overloading.
- The puller chuck is used for pulling separable bearing inner races on magnets, light machines, electric motors and small electrical machinery.

Advantage

- Practical package for universal use.
- Variable reach thanks to jaw extensions, available up to a puller size of -30.
- Suitable for pulling asymmetric workpieces.
- Spindle head band prevents the wrench from slipping off.
- Cross-beam, up to size -30, includes hexagonal profile for holding.

Art.-No.		 mm	 mm		Stück pieces	
24-A	-012716	60 - 90	12 - 46		11	L-Boxx (2 St./pcs.)
24-B	-012891	60 - 160	12 - 70		14	L-Boxx (2 St./pcs.)
24-C	-012976	60 - 160	12 - 58		15	L+Boxx (mit/with 2 i-Boxx)

02



Set of slide hammer and counterstays for extracting ball bearings and dowel-pins

ST

For extracting interior bearings, outer bearing rings and bushings and components with threads (dowel-pins, parallel-keys, bolts, etc.).

28



28-C
28-D











Description

- The 2-shell design with extra large grasp edges ensures safe extraction.
- The internal extractors are equipped with an internal safety stop to protect against excess spreading and overloading.
- For removing parts with centric threaded holes.
- KUKKO thread inserts can be combined with counter supports and slide hammers.
- Instructions on the cover.

Advantage

- Practical assembly is suitable for universal application and particularly for tool and mold-making.
- KUKKO internal extractors can be combined with counter supports and slide hammers.
- The arms on the counter supports are easy-to-adjust thanks to an internal spring mechanism. (size 1 to 3)
- Complete easy-to-manage package.
- Almost all components available as replacement parts, time-saving order process thanks to numbering system.

Art.-No.		 mm							Stück pieces
28-C	-466762	12 - 46	M12	M12 -M7; M12 - M10; M12 - 15-16G	M10	M3; M4; M5; M6; M8; M10; M12; M14; M16; M18	223-K, 25-A	L+Boxx (mit/with 1 i-Boxx)	22
28-D	-466779	12 - 70	M12	M12 -M7; M12 - M10; M12 - 15-16G	M12	M3; M4; M5; M6; M8; M10; M12; M14; M16; M18	223-K, 25-B	L+Boxx (mit/with 1 i-Boxx)	24






Key-lifter for keys in slots

ST

For easy, damage-free extraction of tight splines from the keyways of shafts.

139



Art.-No.		 mm	 mm	 mm	 mm
139-1	-779176	122 - 144	0 - 35	110	4



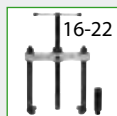
Cylinder liner puller set

Set for extracting cylinder liners.

K-16



K-16



Description

- Three expansion elements guarantee optimal adaptation of the internal extractor to the respective application.
- The counter support nuts' friction resistance is reduced to a minimum as a result of the built-in pressure bearing.
- With their support struts, the counter supports are particularly suited for large cylinder liners and ball bearings, etc., and ensure that the assembly remains stable during the extraction process.
- Mechanical pressure screw.
- Milled thread treated with special coating.

Advantage

- Almost all components available as replacement parts, time-saving order process thanks to numbering system.
- Complete easy-to-manage package.
- KUKKO-L-Boxx-System compatible with systems by all common manufacturers.

Art.-No.				Stück pieces	
K-16	-161506	60 - 155	16-22, 16-21	4	L-Boxx
16-21	-251559	Innenauszieher / Internal extractor			
16-22	-251634	Gegenstütze / Counterstay			

Set of thread inserts

22-1-AS



Description

- For removing parts with centric threaded holes.
- Use of the threaded inserts in combination with slide hammers or counter supports.

Advantage

- Almost all components available as replacement parts, time-saving order process thanks to numbering system.

Art.-No.				
22-1-AS	-339288	M4; M5; M6; M8; M10; M12	M10	22-0, 22-0-1, 22-1, 22-2, 22-3

Sets of slide hammers in case

For extracting bushings and components with threads (dowel-pins, parallel-keys, bolts, etc.).

KS-22



KS-22-01
KS-22-01



Description

- KUKKO screw adapters can be combined with counter supports and slide hammers.
- Milled thread treated with special coating.
- Secure storage in special foam.

Advantage

- Practical package for universal use.
- Almost all components available as replacement parts, time-saving order process thanks to numbering system.
- Complete easy-to-manage package.
- Clean and convenient storage in the plastic case.

Art.-No.							Stk./ pcs.	
KS-22-01	290	0,9	M12	M12 - M7; M12 - M10; M12 - 15-16G	IG: M12 AG: M3; M4; M5; M6; M8; M10	KS-22-01-GH, GA12-3, GA12-4, GA12-5, GA12-6, GA12-8, GA12-10, VM12-1516, VM12-10, VM12-7	10	Kunststoff/ plastic
KS-22-02	290	0,9	M12	M12 - M7; M12 - M10; M12 - 15-16G	IG: M12 AG: M6; M8x1; M10; M10x1; M12x1; M15x1,5	KS-22-01-GH, GA12-6, GA12-10, VM12-1516, VM12-10, VM12-7, GA12-81, GA12-101, GA12-121, GA12-1515	10	Kunststoff/ plastic

Extractor for parts with tapholes

223



Description

- KUKKO thread inserts can be combined with counter supports and slide hammers.

Advantage

- Almost all components available as replacement parts, time-saving order process thanks to numbering system.

Art.-No.						
223	-309083	M3; M4; M5; M6; M8; M10; M12; M14; M16; M18	10	M12/M10	290	0,9



Set of parallel-key and dowel-pin extractors

ST

For extracting bushings and components with threads (dowel-pins, parallel-keys, bolts, etc.).

223



223-K
223-G



Description

- For removing parts with centric threaded holes.
- KUKKO thread inserts can be combined with counter supports and slide hammers.
- Instructions on the cover.
- Secure storage in special foam.
- Personal KUKKO-Chip-Code.

Advantage


- Practical package for universal use.
- Almost all components available as replacement parts, time-saving order process thanks to numbering system.
- Kit in the tried-and-tested KUKKO-i-Boxx-System.

Art.-No.	mm	kg						Stk./ pcs.		
223-K	290	0,9	M12	M12-M7; M12-M10; M12-15-16G	-	M10	M3; M4; M5; M6; M8; M10; M12; M14; M16; M18	KS-22-01-GH, GE4-10, GE5-10, GE6-10, GE8-10, GE10-10, GE12-10, VM12-1516, VM12-10, GE3-10, GE14-10, GE16-10, GE18-10, VM12-7	14	i-Boxx
223-G	320	1,7	M16x1,5	M16x1,5 - G1/2	AG:G1/2 IG:15-16G; AG:15-16G IG:M10; AG:G1/2 IG:M18x1,5	M18x1,5	M8; M10; M12; M14; M16; M18; M20; M22; M24	22-0-1, GE14-1815, GE16-1815, GE18-1815, GE20-1815, GE22-1815, GE24-1815, GA12-1815, GE8-1815, GE10-1815, GE12-1815	11	i-Boxx

Internal extractor with slide hammer

ST

221-G / 224



221-G

224-1

224-2



Description

- Internal extractor with slide hammer
- Contactless and careful pulling of internal bearings, etc.
- 221-G: Functional model with a wide working range.
- Space-saving with strong shock effect.

Advantage

- No supporting surface required.

Art.-No.		\emptyset mm	mm	kg
221-G	-175824	30-180	320	1,7
224-1	-325656	12-35	320	0,8
224-2	-325571	15-50	320	0,8

Universal puller set

ST

For removal, separation and internal extraction of bearings, gears, discs, etc.

27-A



AUTOGRIIP
TECHNOLOGY



Description

- for the 4 basic principles of extraction:
 1. External extraction.
 2. Separating.
 3. Internal pulling.
 4. Internal extraction by intervention in the ball bearing.

Advantage

- Practical package for universal use.
- Complete easy-to-manage package.
- Almost all components available as replacement parts, time-saving order process thanks to numbering system.

Art.-No.	mm	mm				Stück pieces	
27-A	50 - 60	9,5 - 48	M12	M12 - 1516G M12 - M10	204-0, 21-0-E, 21-00-E, 21-01-E, 21-1-E, 21-2-E, 21-3-E, 21-4-E, 21-5-E, 43-001, 69-1, 69-A2, 69-A3, 22-01-G27-A, GA12-3, GA12-4, GA12-5, GA12-6, GA12-8, GA12-10, VM12-1516	21	L-Boxx

02





Series 15 and 17 separators with series 18 pulling device

- For removing ball bearings, roller bearings, inner races and other tight parts if there is not enough space to use pulling hooks.
- The sharp, wedge-shaped blades of the separator are pressed behind the part to be removed and, in this process, push between the bearing and seat.
- In order to remove them from the shaft, the tension bolts of the appropriate pulling device must be screwed into the two threaded holes of the separator.





Separating

Trenn-Abziehen

03

03




Selection of the right separating device.....	88
Auswahl der richtigen Trennvorrichtung	
Separators.....	90
Trennvorrichtungen	
Pulling devices.....	92
Abziehvorrichtungen	
Accessories Separating.....	93
Zubehör Trenn-Abziehen	

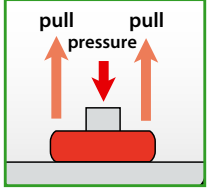




Selection of the right separating type

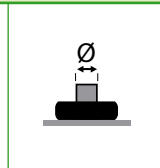


The part to be removed is level. It is not possible to use standard puller jaws!






1st step: What is the diameter of the shaft of the flush bearing?

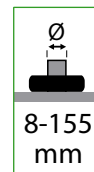


2nd step: Choice of the separator blade

2 (a) Separator series 15



2 (b) Separator with quick clamping pressure spindle, series 17

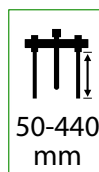


TIP:
One-hand operation due to quick-tension spindle.



3rd step: Choice of the pulling device

3 pulling device series 18



4th step: Combination of the separating blade with the pulling device

4 (a) Separator



series 15
+
series 18

4 (b) Separator with quick tension pressure spindle



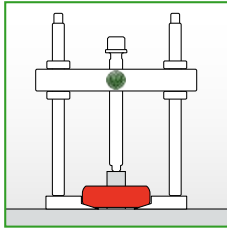
series 17
+
series 18



Mode of operation

For pulling tight parts such as ball bearings, roller bearings, inner rings and similar. The sharp, wedge-shaped blades are pressed behind the parts to be removed and, in this process, push between the bearing and the seat.

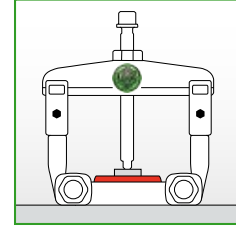
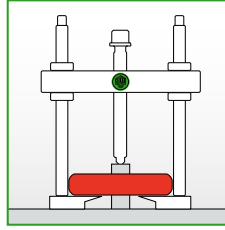
For pulling, the tension bolts on the pulling device (series 18) must be screwed into the separator.



Normally, a separator blade is used in combination with a puller device.

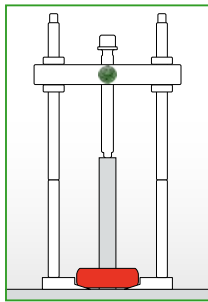


If the separating jaws are screwed into the pulling device the other way round, then pulling can be carried out flush and gently.



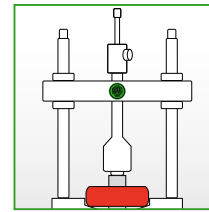
In some cases, an appropriate puller from the 20 series can be used instead of the puller bar.

Accessories: Extensions



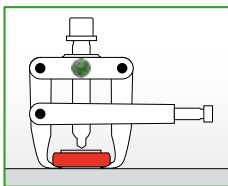
It is also possible to extend the puller bar for jobs involving longer shafts.

Accessories: long hydraulic spindles



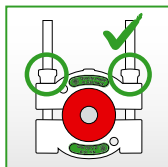
For particularly secure parts, in the larger models (from 18-2), the mechanical pressure spindle can be swapped for a hydraulic pressure spindle.

More Separators

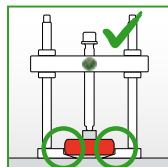


The extensive KUKKO line also supplies separators with side clamps, such as the 204 and 210 Cobra series.

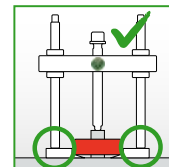
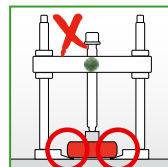
Safety instructions for separating



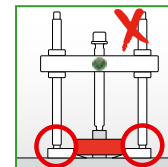
The adjusting nuts on the separator must be tightened in alternating and equal turns. Otherwise, the separator blade may tilt on the bolt or the thread may be damaged.



When pulling the separator blade, ensure that before the pulling device is pulled upwards the blade is firmly seated up to the stop under the part to be removed.



The side bolts of the pulling device must always be spindleed into the separator blade until they stop.





Separators

ST

For removing ball bearings, roller bearings, inner races and other tight parts if there is not enough space to use pulling hooks.

15







Description

- The sharp blades enable flush parts to be removed where pulling jaws cannot be used.
- The wedge-shaped separator jaws are secured underneath the component to be removed.
- The large supporting surfaces protect the parts to be pulled.
- Mechanical pressure screw.

Advantage

- Ultimate stability when removing, as the separator and pulling device are screwed firmly together.
- Almost all components available as replacement parts, time-saving order process thanks to numbering system.

Art.-No.	 4021176	 mm	 mm	
15-00	-101854	6 - 40	40	18-00
15-0	-006951	8 - 60	60	18-0
15-1	-007033	12 - 75	75	18-1
15-2	-007118	22 - 115	115	18-2, 18-2-B
15-3	-007293	25 - 155	155	18-3, 18-3-B
15-4	-007378	30 - 200	200	18-4, 18-4-B
15-5	-007453	30 - 250	250	18-5, 18-5-B

Separating-sets

ST

For removing ball bearings, roller bearings, inner races and other tight parts if there is not enough space to use pulling hooks.

15



15-A
15-K



15-B









Description

- 4-parts, the sets contain one separator, one pulling device and a pair of extensions.
- The sharp blades enable flush parts to be removed where pulling jaws cannot be used.
- The wedge-shaped separator jaws are secured underneath the component to be removed.
- The large supporting surfaces protect the parts to be pulled.
- Instructions on the cover.

Advantage

- Ultimate stability when removing, as the separator and pulling device are screwed firmly together.
- Practical package for universal use.
- Complete easy-to-manage package.
- Almost all components available as replacement parts, time-saving order process thanks to numbering system.
- Kit in the tried-and-tested KUKKO-i-Boxx-System.

Art.-No.	 4021176	 mm	 mm	 mm		Stück pieces	
15-K	-007941	8 - 60	71 - 250	50 - 110	15-0, 18-0, 19-1-P	4	i-Boxx
15-A	-007521	12 - 75	122 - 300	60 - 150	15-1, 18-1, 19-1-P	4	i-Boxx
15-B	-007606	22 - 115	125 - 350	60 - 200	15-2, 18-2, 19-2-P	4	L-Boxx
15-C	-007781	25 - 155	144 - 400	80 - 300	15-3, 18-3, 19-3-P	4	Metall/Metal
15-D	-007866	30 - 200	134 - 550	120 - 380	15-4, 18-4, 19-4-P	4	Metall/Metal
15-E	-308826	30 - 250	225 - 600	150 - 440	15-5, 18-5, 19-5-P	4	Metall/Metal

Separators with quick clamping pressure spindle

ST

For removing ball bearings, roller bearings, inner races and other tight parts if there is not enough space to use pulling hooks.

17







Description

- With quick-clamping pressure spindle.
- The sharp blades enable flush parts to be removed where pulling jaws cannot be used.
- The wedge-shaped separator jaws are secured underneath the component to be removed.
- The large supporting surfaces protect the parts to be pulled.

Advantage

- Easy to use, as the separator jaws are quickly and centrally tensioned with just one pressure spindle.
- Ultimate stability when removing, as the separator and pulling device are screwed firmly together.
- Almost all components available as replacement parts, time-saving order process thanks to numbering system.

Art.-No.	 4021176	 mm	 mm	
17-0	-008108	8 - 60	60	18-0
17-1	-008283	12 - 75	75	18-1
17-2	-008368	22 - 115	115	18-2
17-3	-008443	25 - 155	155	18-3

Separating-sets with quick clamping pressure spindle

ST

For removing ball bearings, roller bearings, inner races and other tight parts if there is not enough space to use pulling hooks.

17



17-A
17-K

17-B









Description

- 4-parts, the sets contain one separator, one pulling device and a pair of extensions.
- With quick-clamping pressure spindle.
- The sharp blades enable flush parts to be removed where pulling jaws cannot be used.
- The wedge-shaped separator jaws are secured underneath the component to be removed.
- The large supporting surfaces protect the parts to be pulled.

Advantage

- Easy to use, as the separator jaws are quickly and centrally tensioned with just one pressure spindle.
- Ultimate stability when removing, as the separator and pulling device are screwed firmly together.
- Practical package for universal use.
- Complete easy-to-manage package.
- Almost all components available as replacement parts, time-saving order process thanks to numbering system.

Art.-No.	 4021176	 mm	 mm	 mm		Stück pieces	
17-K	-008856	8 - 60	71 - 250	50 - 100	17-0, 18-0, 19-1-P	4	i-Boxx
17-A	-008511	12 - 75	122 - 300	60 - 150	17-1, 18-1, 19-1-P	4	i-Boxx
17-B	-008696	22 - 115	125 - 350	60 - 200	17-2, 18-2, 19-2-P	4	L-Boxx
17-C	-008771	25 - 155	144 - 400	80 - 300	17-3, 18-3, 19-3-P	4	Metall/Metal

Universal set of separator, puller and ball bearing extractor

ST

For simple and problem-free free removal of ball bearings, cylinders, discs, pole wheels and similar parts on motorcycles and other small motors

29-A-69










Description

- Two-arm puller: Clamping span: 95 mm, clamping depth: 115 mm
- Clamping depth extensions 95 mm
- For separating and pulling bearings with an exterior diameter of 6-40 mm.
- Extraction of ball bearings, series 6004-6013, 6201-6206, 6300-6305
- Instructions on the cover.

Advantage

- Practical package for universal use.
- Complete easy-to-manage package.
- Almost all components available as replacement parts, time-saving order process thanks to numbering system.
- Kit in the tried-and-tested KUKKO-i-Boxx-System.

Art.-No.	 4021176	 mm	 mm	 mm		 mm	mit with	Stück pieces	
29-A-69	-101878	25 - 95	115 - 210	6 - 40	6004-6013; 6201-6206; 6300-6305	12	69-A, 1007-17, 1007-22, 225-150, 15-00	12	i-Boxx



Pulling devices

ST

For use with series 17, series 15, series 18-AS and series 18-A.

18









Description

- For use with series 15 and 17 separators.
- The pulling device can be combined with the series 18-0-AS screw adapter to remove parts with threaded holes.
- Mechanical pressure screw.
- Milled thread treated with special coating.

Advantage

- Ultimate stability when removing, as the separator and pulling device are screwed firmly together.
- Almost all components available as replacement parts, time-saving order process thanks to numbering system.

Art.-No.					max.	 max.	
		mm	mm	mm	t	Nm	
18-00	-101939	60	25 - 100	12	1,5	40	15-00
18-0	-075599	71 - 150	50 - 110	13	3	40	15-0, 17-0
18-1	-075674	122 - 200	60 - 150	19	5	70	15-1, 17-1
18-2	-075759	125 - 250	60 - 200	22	7	120	15-2, 17-2
18-3	-005961	144 - 300	80 - 300	27	10	280	15-3, 17-3
18-4	-006043	134 - 350	120 - 380	36	15	450	15-4
18-5	-075834	225 - 400	150 - 440	41	20	500	15-5

Hydraulic pulling device(including mechanical pressure screw)

ST

18-B








Description

- For use with series 15 and 17 separators.
- Hydraulic spindle and mechanical pressure screw.
- Milled thread treated with special coating.

Advantage

- Easy and even pulling for particularly tight parts.
- Ultimate stability when removing, as the separator and pulling device are screwed firmly together.
- Almost all components available as replacement parts, time-saving order process thanks to numbering system.

Art.-No.					max.	mit with	
		mm	mm	mm	t		
18-2-B	-885723	125 - 250	60 - 200	22	7	8-01	15-2, 17-2
18-3-B	-885730	144 - 300	80 - 300	27	10	8-02	15-3, 17-3
18-4-B	-885747	134 - 350	120 - 380	36	15	8-1-B	15-4
18-5-B	-885754	225 - 400	150 - 440	41	20	8-2-M	15-5

2 Extensions for pulling devices (pair)

ST

19






Description

- For increasing the reach of the series 18 pulling device.

Advantage

- As a spare part or supplement to the KUKKO pulling device.


Art.-No.			
		mm	
19-00-P	-120510	95	18-00
19-2-P	-170041	100	18-2
19-3-P	-170126	100	18-3, 18-3-B
19-4-P	-168321	200	18-4, 18-4-B
19-5-P	-152306	200	18-5, 18-5-B
19-1-P	-169984	100	18-0, 18-1



Screw adapters (pair)

For extracting and removing parts with threads (dowel-pins, parallel-keys, bolts, etc.) for use with series 18.

18-A



Description

- For removing parts with threaded holes.
- Using the screw adapter in combination with a series 18 separator.

Advantage

- Almost all components available as replacement parts, time-saving order process thanks to numbering system.

Art.-No.	Barcode	Diagram 1	Diagram 2	KUKKO Logo	Inhalt content
18-003A	-788406	M3	M10	18-0, 18-1	Paar / pair
18-004A	-337383	M4	M10	18-0, 18-1	Paar / pair
18-005A	-337468	M5	M10	18-0, 18-1	Paar / pair
18-006A	-337536	M6	M10	18-0, 18-1	Paar / pair
18-008A	-337611	M8	M10	18-0, 18-1	Paar / pair
18-010A	-337796	M10	M10	18-0, 18-1	Paar / pair
18-012A	-337871	M12	M10	18-0, 18-1	Paar / pair
18-016A	-788574	M16	M10	18-0, 18-1	Paar / pair
18-208A	-337956	M8	M14x1,5	18-2	Paar / pair
18-210A	-338113	M10	M14x1,5	18-2	Paar / pair
18-212A	-338298	M12	M14x1,5	18-2	Paar / pair
18-214A	-338373	M14	M14x1,5	18-2	Paar / pair
18-216A	-338458	M16	M14x1,5	18-2	Paar / pair
18-218A	-338526	M18	M14x1,5	18-2	Paar / pair
18-314A	-338601	M14	M18x1,5	18-3	Paar / pair
18-316A	-338786	M16	M18x1,5	18-3	Paar / pair
18-318A	-338861	M18	M18x1,5	18-3	Paar / pair
18-320A	-338946	M20	M18x1,5	18-3	Paar / pair
18-322A	-339028	M22	M18x1,5	18-3	Paar / pair
18-324A	-339103	M24	M18x1,5	18-3	Paar / pair

03

Set of screw adapters

For extracting and removing parts with threads (dowel-pins, parallel-keys, bolts, etc.) for use with series 18.

18-AS



Description

- For removing parts with threaded holes.
- Using the screw adapter in combination with a series 18 separator.

Advantage

- Almost all components available as replacement parts, time-saving order process thanks to numbering system.

Art.-No.	Barcode	Diagram 1	Diagram 2	KUKKO Logo	Inhalt content
18-0-AS	-337048	M4-M5-M6-M8-M10-M12	M10	18-0, 18-1	Satz/Set
18-2-AS	-337123	M8-M10-M12-M14-M16-M18	M14x1,5	18-2	Satz/Set
18-3-AS	-337208	M14-M16-M18-M20-M22-M24	M18x1,5	18-3	Satz/Set

ST



18



18-B



15 + 18
15 + 18-B



17 + 18
17 + 18-B



18-A/18-AS + 18
18-A/18-AS + 18-B





- For removal of ball bearings of any type, which are inside a casing and on a shaft at the same time.
- To remove grooved ball bearings without causing damage and without having to dismantle the shaft.
- Non-contact, gentle removal of ball bearings, in combination with a slide hammer, if support on a shaft is not possible.





Ball Bearing Removal and Fitting

Kugellager Aus- & Einbau

04

Selection of the right bearing puller.....**96**

Auswahl des richtigen Lager-Abziehers

Ball bearing removal.....**98**

Kugellager-Ausbau

Ball bearing fitting.....**102**

Kugellager-Einbau

Accessories for ball bearing removal
and fitting.....**103**


Zubehör für den Kugellager Aus- und Einbau

04

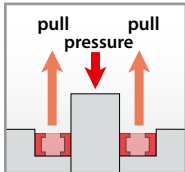




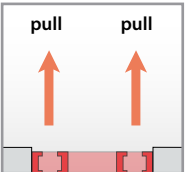
Selection of the right ball bearing extractor




The ball bearing is in a housing and on a shaft at the same time.



The ball bearing is inside a casing, but has no shaft for support.

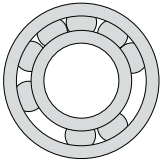


1st step: What is the ISO number of the ball bearing?



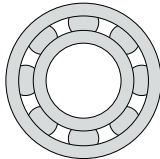
2nd step: Reusing of the ball bearing

2 (a)



The bearing must be replaced after removal!

2 (b)



The bearing can be reused after removal!

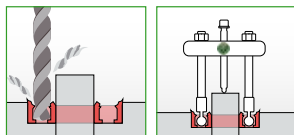
3rd step: Choice of the right ball bearing puller

3 (a) The bearing is replaced

Series 69

The cage of the damaged ball bearing needs to be drilled so that the hemispheres of the pulling parts can be screwed in.

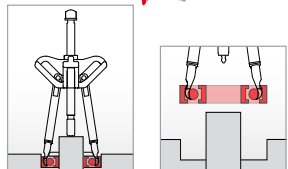
- There arise drilling chips



Series 70 „Pullpo“

Pulling jaws specifically developed for precise mounting in bearing tracks for optimal support and better extension force.

- No chips are produced

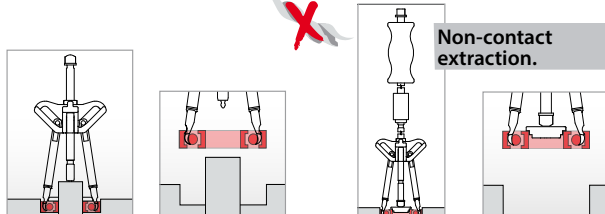


3 (b) The bearing can be used again


Series 70 „Pullpo“

With this puller, grooved ball bearings that are simultaneously located on a shaft and in a casing can be quickly and easily removed. Grooved ball bearings that are located in a casing but have no shaft for support can be removed using an additional impact hammer. Pulling jaws specifically developed for precise mounting in bearing tracks for optimal support and better extension force.

- No chips are produced

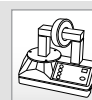


Non-contact extraction.



TIP!

For an especially reliable fit of the ball bearing onto the shaft, we recommend our inductive ball bearing heater, T-AW. The ball bearing is heated, mounted on the shaft, and as it cools, is firmly pressed to the shaft.

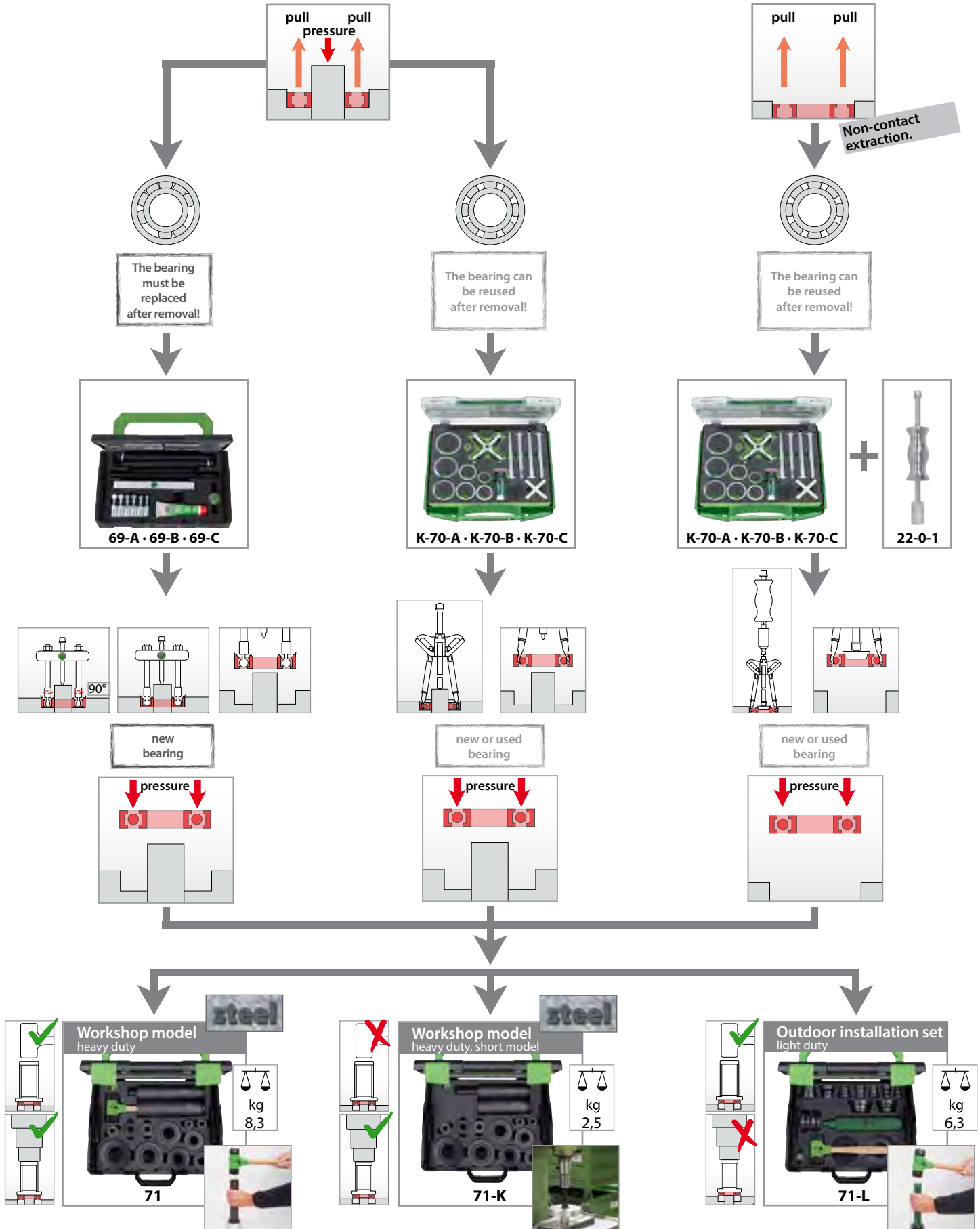




Ball bearing removal and fitting

The ball bearing is in a housing and on a shaft at the same time.

The ball bearing is inside a casing, but has no shaft for support.



04



Ball bearing puller „Pullpo“

To remove grooved ball bearings without causing damage and without having to dismantle the shaft.



PULLPO

quick retooling

color marked hooks

SWITCHCLIMS
TECHNOLOGY

Non-contact, gentle removal of ball bearings, in combination with a slide hammer, if support on a shaft is not possible.

Contactless to the housing!

Self-tensioning hooks



Cross beam

Special cross-beam form ensures spread adjustment of the pulling jaws.

Adjusting

Mount the jaws by turning them 90°.

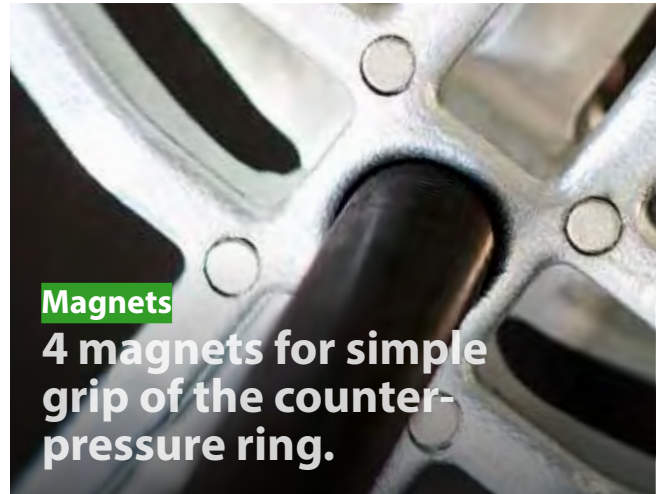


04



Spindle head rounding

Can be used in combination with the slide hammer as a spindle top.



Magnets

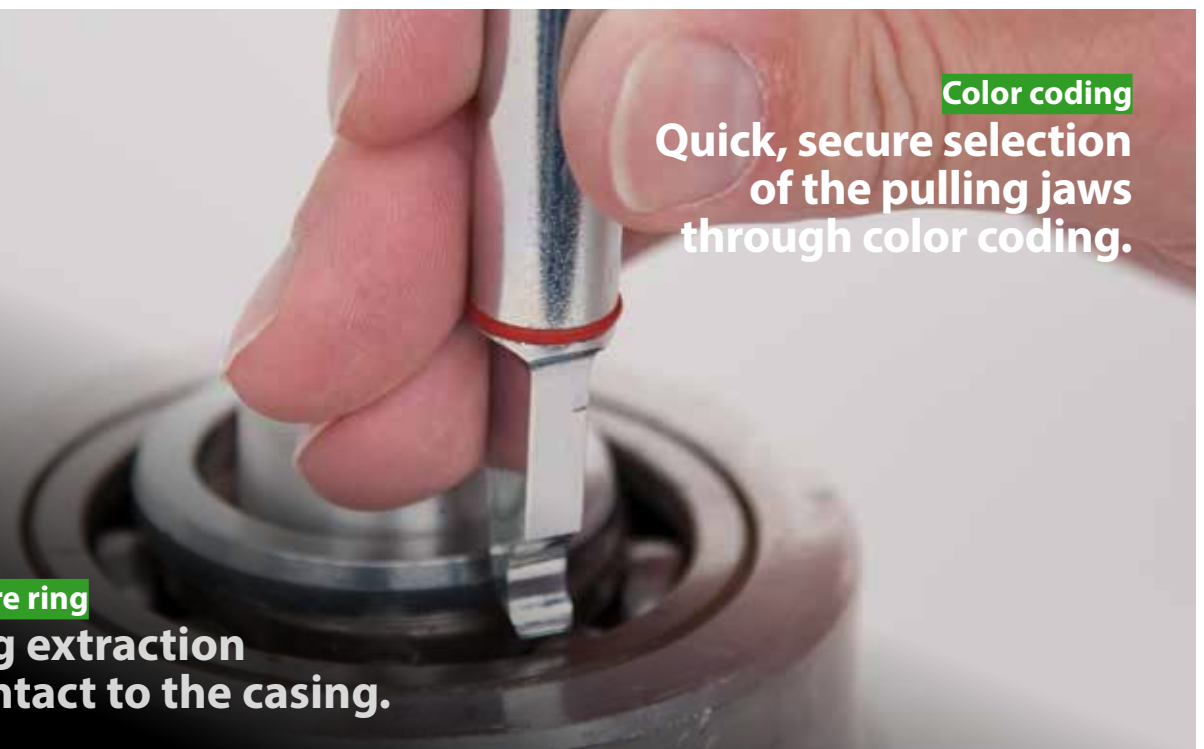
4 magnets for simple grip of the counter-pressure ring.

Color coding

Quick, secure selection of the pulling jaws through color coding.

Counter-pressure ring

Ball bearing extraction without contact to the casing.





PULLPO™ ball bearing puller sets

ST

To remove grooved ball bearings without causing damage and without having to dismantle the shaft.



K-70



K-70-C



KUKKO
NEWCOMER











Description

- With this puller, grooved ball bearings that are simultaneously located on a shaft and in a casing can be quickly and easily removed.
- Puller is self-tensioning and easy to handle.
- Special cross-beam design ensures spread adjustment of the pulling jaws.
- Pulling jaws specifically developed for precise mounting in bearing tracks for optimal support and better extension force.
- Pulling jaws made of two parts. Dowel pin is hammered into the upper end of the jaw.

Advantage

- Puller is self-tensioning and easy to handle.
- Simple, self-explanatory use with a small number of individual components.
- Magnets under the cross-beam ensure simple mounting of the support rings on the ball bearing.
- Simple mounting of the pulling jaws with 90° rotation in the cross-beam.
- The special cross-beam design ensures secure retention of the the part to be removed by the pulling jaws thanks to the spread adjuster.

Art.-No.	 4021176	 mm		 Stück	 X Stück	 J x	 J mm	Stück pieces	
K-70-A	-058851	10 - 30	6000-6006 6200-6205 6300-6304	7	3	6	70	18	i-Boxx
K-70-B	-058868	37 - 100	6007-6020 6206-6212 6305-6311 6403-6408	7	4	8	156	21	i-Boxx
K-70-C	-019999	10 - 100	6000-6020 6200-6212 6300-6311 6403-6408	13	7	14	70 156	38	L-Boxx

Ball bearing puller „PULLPO“

ST

To remove grooved ball bearings without causing damage and without having to dismantle the shaft.

70-0



70-01



70-02





Description

- Special cross-beam design ensures spread adjustment of the pulling jaws.
- Mechanical pressure spindle
- Milled thread treated with special coating.

Advantage

- The special cross-beam design ensures secure retention of the the part to be removed by the pulling jaws thanks to the spread adjuster.
- 4 magnets for simple grip of the counter-pressure ring.
- Secure, form-fitting connection of the pulling jaws with the cross-beam.
- Spindle head band prevents the wrench from slipping off.
- Almost all components available as replacement parts, time-saving order process thanks to numbering system.

Art.-No.	 4021176		Stück pieces
70-01	-908972	70-011, 70-012	2
70-02	-909580	70-021, 70-022	2

Pulling hook sets

ST

To remove grooved ball bearings without causing damage and without having to dismantle the shaft.

70-0



70-021

KUKKO
NEWCOMER



70-022








Description

- Pulling jaws specifically developed for precise mounting in bearing tracks for optimal support and better extension force.
- Pulling jaws made of two parts. Dowel pin is hammered into the upper end of the jaw.
- The proven KUKKO claw in a newly developed, modern jaw design.
- The two pulling jaw versions are color-coded for easier distinction.
- The pulling jaws are tempered for a long service life.

Advantage

- Simple mounting of the pulling jaws with 90° rotation in the cross-beam.
- Only two pulling jaw types required.
- Machined, lateral jaw surfaces ensure optimal jaw alignment with the cross-beam.
- Secure, form-fitting connection of the pulling jaws with the cross-beam.

Art.-No.	 4021176		 J x	 J mm	 X Stück
70-011	-909184	6000-6004; 6200-6202; 6301	3	70	3
70-012	-909368	6005-6006; 6203-6205; 6300; 6302-6304	3	70	6
70-021	-909597	6007-6013; 6206; 6210; 6211; 6306; 6307	4	156	5
70-022	-909603	6014-6020; 6207-6209; 6212; 6305; 6308-6311; 6403-6408	4	156	7




Ball bearing extractor sets for deep-groove ball bearings

ST

To remove grooved ball bearings without causing damage and without having to dismantle the shaft.

70



Description

- With these pulling devices, grooved ball bearings that are located in the same casing and on one shaft can be quickly and easily removed.
- Quick and secure selection thanks to markings on the pulling hooks.
- Ball bearing puller
- Pulling hook sets
- Support rings

Advantage

- Pulling hook developed specifically for precise installation in the bearing's tracks for ideal level of support and better extension force.
- Spindle head band prevents the wrench from slipping off.
- Almost all components available as replacement parts, time-saving order process thanks to numbering system.
- Practical package for universal use.
- Complete easy-to-manage package.

Art.-No.				Stück pieces	
			mm		
70-B	-320866	6014-6021; 6213-6222; 6312-6317; 6409-6415	217-290	47	L-Boxx

Ball bearing extractors and pulling arm sets

ST

To remove grooved ball bearings without causing damage and without having to dismantle the shaft.

70



70-4



70-4730








Description

- Mechanical pressure screw.
- Milled thread treated with special coating.
- Pulling hooks.

Advantage

- Pulling hook developed specifically for precise installation in the bearing's tracks for ideal level of support and better extension force.
- Quick and secure selection thanks to markings on the pulling hooks.
- Almost all components available as replacement parts, time-saving order process thanks to numbering system.

Art.-No.					
			mm	Stück	
70-4	-316418	6014-6020 6213-6222 6312-6317 6410-6415	-	-	70-4730, 70-4731, 70-4733, 70-4734
70-4730	-320453	6014-6017	217	4	70-4
70-4731	-320521	6018-6020; 6213-6213	217	6	70-4
70-4733	-320781	6216-6222; 6312-6317; 6410-6415	290	19	70-4
70-4734	-320606	6021; 6409	290	1	70-4

Ball bearing extractor sets "Universal"

ST

For removing grooved ball bearings without having to dismantle the shaft.

69



69-A



69-B
69-C







Description

- With these pulling devices, ball bearings of all types that are located in the same time in a casing and on a shaft can be quickly and easily removed. To this end, the ball bearing cage must be destroyed.
- Quick and secure selection thanks to markings on the bearing adapters.
- Mechanical pressure screw.
- Milled thread treated with special coating.
- Instructions and conversion table in the cover.

Advantage

- The tight fit of the bearing adapter facilitates secure removal by placing an even load on the inner and outer bearing rings.
- Practical package for universal use.
- Complete easy-to-manage package.
- Almost all components available as replacement parts, time-saving order process thanks to numbering system.

Art.-No.				Stück pieces	
		mm			
69-A	-781391	20 - 110	6004-6013; 6201-6206; 6300-6305	7	L-Boxx MINI
69-B	-781476	40 - 110	6011-6020; 6206-6212; 6305-6309; 6403-6407	7	L-Boxx MINI
69-C	-781544	56 - 240	6021-6032; 6213-6230; 6310-6321; 6406-6417	10	L-Boxx

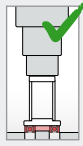


Bearing fitting tool kit made of steel, heavy duty

ST

For bearing installation with a hydraulic press or hammer.

71










Description

- For mobile use, we recommend Series 71-L.
- 33 impact rings made of extra strong steel.
- 5 strike pipes made of extra strong steel.
- 1 dead blow hammer
- Instructions and conversion table in the cover.

Advantage

- The combination of impact ring and impact sleeve required for the installation of the ball bearing can be found in the table inside the case cover.
- The axes, bearing casings and gaskets of the bearing will not be damaged.
- With the combination of the impact ring and the impact pipe, the installation forces are never directed through the rolling elements of the bearing.
- Almost all components available as replacement parts, time-saving order process thanks to numbering system.
- Complete easy-to-manage package.

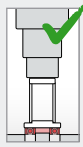
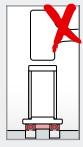
Art.-No.	 mm	 mm	 Stück	 mm	 mm	 Stück	Stück pieces	
71	10 - 50	26 - 110	5	15; 20; 30; 40; 55	225	33	39	L-Boxx

Bearing fitting tool kit made of steel, heavy duty

ST

For bearing installation with a hydraulic press.

71-K










Description

- 15 impact rings made of extra strong steel.
- 3 strike pipes made of extra strong steel.
- For mobile use, we recommend Series 71-L.
- Instructions and conversion table in the cover.
- Secure storage in special foam.

Advantage

- The combination of impact ring and impact sleeve required for the installation of the ball bearing can be found in the table inside the case cover.
- The axes, bearing casings and gaskets of the bearing will not be damaged.
- With the combination of the impact ring and the impact pipe, the installation forces are never directed through the rolling elements of the bearing.
- Complete easy-to-manage package.

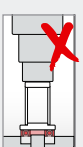
Art.-No.	 mm	 mm	 Stück	 mm	 mm	 Stück	Stück pieces	
71-K	10 - 25	26 - 47	3	15; 20; 30	77	15	18	Kunststoff/ Plastic

Bearing fitting tool kit, light outdoor installation set

ST

For quick, precise and secure installation of bearings and seals.

71-L










Description

- 33 impact rings made of extremely shockproof plastic
- 3 strike pipes made of anodized aluminum
- 1 dead blow hammer
- Instructions and conversion table in the cover.
- Secure storage in special foam.

Advantage

- The combination of impact ring and impact sleeve required for the installation of the ball bearing can be found in the table inside the case cover.
- The axes, bearing casings and gaskets of the bearing will not be damaged.
- The impact rings have a rubber ring and ensure locking at the strike pipe.
- With the combination of the impact ring and the impact pipe, the installation forces are never directed through the rolling elements of the bearing.
- Almost all components available as replacement parts, time-saving order process thanks to numbering system.

Art.-No.	 mm	 mm	 Stück	 mm	 mm	 Stück	Stück pieces	
71-L	10 - 50	26 - 110	3	19, 32, 50	220	33	37	L-Boxx

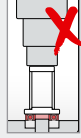


Steering head bearing fitting tool kit

ST

For installation of steering head bearings on motorcycles

71-M








Description

- Set is suitable for all motorcycles.
- The following are also included in the set: 1 sealing grip device for hoses.
- Specifically intended for the replacement of the steering head bearing.
- Instructions and conversion table in the cover.
- Secure storage in special foam.

Advantage

- The special shape of the impact ring allows for the power to be transmitted only to the internal ring during pressing or hammering of the tapered roller bearing.
- This means that the bearing cage will not be destroyed.
- The combination of impact ring and impact sleeve required for the installation of the ball bearing can be found in the table inside the case cover.
- The axes, bearing casings and gaskets of the bearing will not be damaged.
- The impact rings have a rubber ring and ensure locking at the strike pipes.

Art.-No.					
		mm	Stück	mm	mm
71-M	-772788	25 - 35	1	32	360

04



Pulling chuck for deep groove bearing inner races

ST



For pulling separable bearing inner races with a diameter of 5-32 mm on magnets, light machines, electric motors and small electrical machinery.

23



Description

- Mechanical pressure screw.
- Milled thread treated with special coating.

Art.-No.		
		mm
23	-012631	5 - 32

Seal disassembly tools

ST

Seal extractor for oil seals, axial shaft seals, sealing sleeves and other bearing seals.

222



222-S

222-U





Description

- Slide hammer with 2K Powergrip.
- Milled thread treated with special coating.
- Depending on space, the removal process can be performed with the 222-U universal release lever.

Advantage

- Quick and easy to use due to 2K-Powergrip
- The slide hammer can be combined with internal extractors and KUKKO screw adapters.

Art.-No.			
		mm	mm
222-U	-777790	300	-
222-S	-018497	430	230

Seal pulling set (radial shaft seal) in case

ST

For the extraction of radial shaft seal, oil seals, sealing sleeves, seals, bearing seals and shaft gaskets.

K-222






Description

- Instructions on the cover.
- Secure storage in special foam.

Advantage

- Practical package for universal use.
- Almost all components available as replacement parts, time-saving order process thanks to numbering system.
- Complete easy-to-manage package.
- KUKKO-L-Boxx-System compatible with systems by all common manufacturers.

Art.-No.			Stück pieces	
K-222-1/7	-222757	222-100, 222-1, 222-U	7	L-Boxx



Circlip pliers, external

ST

For assembling circlips on shafts.

728








Description

- Body of pliers and tips: Chrome vanadium steel, forged, oil-hardened.
- Non-slip, stable tips.
- Powerful design, forged.

Advantage

- Work comfortably in hard-to-reach places.
- Unimpeded view of work peaks.
- Easy access to covered retaining rings.

Art.-No.		 mm	 mm		
728T-A0	-139567	3 - 10	135	x	-
728T-A1	-790546	10 - 25	135	x	-
728T-A2	-790560	19 - 60	180	x	-
728T-A3	-545764	40 - 100	225	x	-
728T-A4	-790591	85 - 140	320	x	-
728T-A01	-545757	3 - 10	135	-	x
728T-A11	-790553	10 - 25	135	-	x
728T-A21	-790577	19 - 60	180	-	x
728T-A31	-790584	40 - 100	225	-	x
728T-A41	-545771	85 - 140	320	-	x

Circlip pliers, internal

ST

For assembling circlips on shafts.

729








Description

- Body of pliers and tips: Chrome vanadium steel, forged, oil-hardened.
- Non-slip, stable tips.
- Powerful design, forged.

Advantage

- Work comfortably in hard-to-reach places.
- Unimpeded view of work peaks.
- Easy access to covered retaining rings.

Art.-No.		 mm	 mm		
729T-J0	-139574	3 - 10	135	x	-
729T-J1	-545788	10 - 25	135	x	-
729T-J2	-545801	19 - 60	180	x	-
729T-J3	-545825	40 - 100	225	x	-
729T-J4	-545726	85 - 140	320	x	-
729T-J01	-139581	3 - 10	135	-	x
729T-J11	-545795	10 - 25	135	-	x
729T-J21	-545818	19 - 60	180	-	x
729T-J31	-545832	40 - 100	225	-	x
729T-J41	-545849	85 - 140	320	-	x



Circlip pliers service set

ST

For fitting circlips on shafts and into bores.

728



Description

- Body of pliers and tips: Chrome vanadium steel, forged, oil-hardened.
- Non-slip, stable tips.
- Powerful design, forged.
- Secure storage in special foam.

Advantage

- Work comfortably in hard-to-reach places.
- Unimpeded view of work peaks.
- Easy access to covered retaining rings.
- Clean and convenient storage in the plastic case.

Art.-No.		mm	mm				Stück pieces	
728T729	-647734	10 - 60	10 - 60	x	x	728T-A1, 728T-A2, 728T-A11, 728T-A21, 729T-J1, 729T-J2, 729T-J11, 729T-J21	8	Kunststoff / Plastic

04



Inductive heater

HY

For universal use when heating bearings and other rotationally symmetrical workpieces.

T-AW



Description

- Quick, even and continuous heating of the workpiece.
- The bearings can be pulled vertically across the yoke (normal heating process).
- Turbo boost: double-quick heating process; the bearing is placed horizontally on the block.
- Individual settings provided by temperature and time programming.

Advantage

- Bearings are easier to mount if pre-heated.
- Only the workpiece is heated up.
- Always fits due to various yokes.
- The temperature can be monitored at all times with the integrated display.

Art.-No.		mm	mm	kg	°C	Volt
T-AW-20	-830976	20, 35, 60	215, 225, 290	15-40	0-240	110-230 V AC - 16 A - 50 Hz
T-AW-40	-831133	15, 20, 35, 60, 70	330, 345, 355, 360, 410	5-70	0-240	110-230 V AC - 16 A - 50 Hz



The KUKKO 800 modular system is a pull-apart system, which consists of single parts that can be put together individually from finished pullers or complete sets.

 **ONE for ALL**

All pullers have the same hydraulic spindle and consist of easily exchangeable single parts that can be combined in many different ways.

 **High pull-off force**

The short KUKKO hydraulic spindle means that little manual effort is required for maximum pulling performance. No additional drive tools are needed.

 **Versatility**

The modular system allows for a large number of different pulling options.





Series 800

Baureihe 800

05

Modular system 800.....	110
Baukasten-System 800	
Series 800.....	112
Baureihe 800	
Accessoires series 800.....	118
Zubehör Baureihe 800	
Series 13.....	120
Baureihe 13	

05





The KUKKO 800 modular system is a pull-apart system, which consists of single parts that can be put together individually from finished pullers or complete sets.

ONE for ALL

All pullers have the same hydraulic spindle and consist of easily exchangeable single parts that can be combined in many different ways.

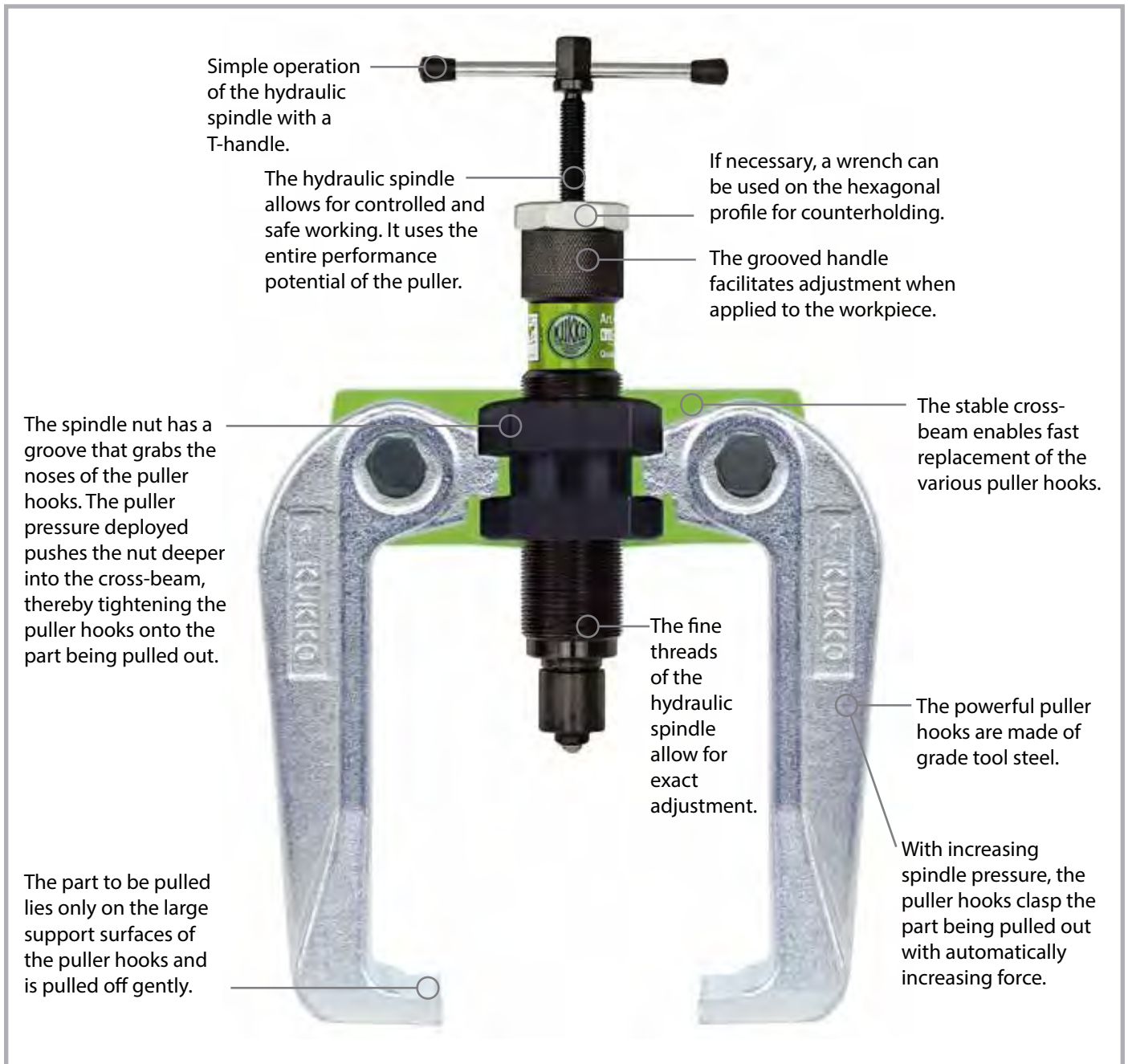
High pull-off force

The short KUKKO hydraulic spindle means that little manual effort is required for maximum pulling performance. No additional drive tools are needed.

Versatility

The modular system allows for a large number of different pulling options.

- All pulling tools in the 800 modular system only require one drive unit - the compact high performance spindle 800 or 801. With its favorable installation dimensions, it has frequently proven itself in toolmaking and many other areas as a force-generating component and problem solver. The low-maintenance original KUKKO construction with the air trapping and slippage-free hydraulic system guarantees reliable use and high performance.
- Complete hydraulic pullers, individual parts and pre-assembled sets are available, from which a variety of pulling tools can be put together.
- The pullers, separators or internal extractors can be combined and used for all types of extraction jobs in the industrial and automotive sector.





Assembly of the hydraulic puller



Universal 2-jaw puller with short hydraulic spindle and self-centering jaws



Universal 3-jaw puller with short hydraulic spindle and self-centering jaws

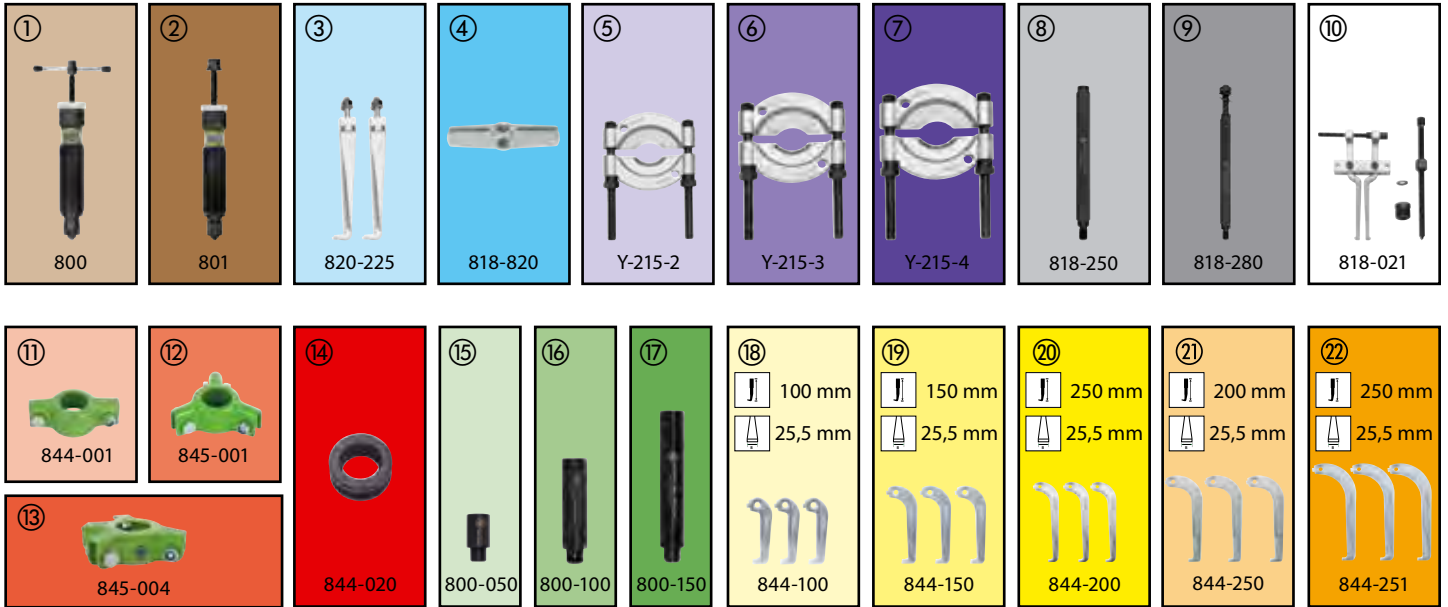


05





Variants part Variants parts list, series 800
Kombinationsmöglichkeiten des „Baukastensystems 800“





























COMBINATION
Kombination

<p>844-1-B</p> <p>50-100 mm 100 mm</p> <p>besteht aus / consists of</p> <table border="1"> <tr><td>①</td><td></td><td></td><td></td><td></td><td></td></tr> <tr><td></td><td></td><td>⑪</td><td>⑭</td><td>⑮</td><td></td></tr> <tr><td></td><td></td><td>⑱</td><td></td><td></td><td></td></tr> </table>	①								⑪	⑭	⑮				⑱				<p>845-1-B</p> <p>50-100 mm 100 mm</p> <p>besteht aus / consists of</p> <table border="1"> <tr><td>①</td><td></td><td></td><td></td><td></td><td></td></tr> <tr><td></td><td></td><td>⑫</td><td>⑬</td><td>⑮</td><td></td></tr> <tr><td></td><td></td><td>⑱</td><td></td><td></td><td></td></tr> </table>	①								⑫	⑬	⑮				⑱				<p>844-2-B</p> <p>75-150 mm 150 mm</p> <p>besteht aus / consists of</p> <table border="1"> <tr><td>①</td><td></td><td></td><td></td><td></td><td></td></tr> <tr><td></td><td></td><td>⑪</td><td>⑭</td><td></td><td></td></tr> <tr><td>⑯</td><td></td><td>⑲</td><td></td><td></td><td></td></tr> </table>	①								⑪	⑭			⑯		⑲				<p>845-2-B</p> <p>75-150 mm 150 mm</p> <p>besteht aus / consists of</p> <table border="1"> <tr><td>①</td><td></td><td></td><td></td><td></td><td></td></tr> <tr><td></td><td></td><td>⑫</td><td>⑬</td><td></td><td></td></tr> <tr><td>⑯</td><td></td><td>⑲</td><td></td><td></td><td></td></tr> </table>	①								⑫	⑬			⑯		⑲				<p>844-3-B</p> <p>75-150 mm 250 mm</p> <p>besteht aus / consists of</p> <table border="1"> <tr><td>①</td><td></td><td></td><td></td><td></td><td></td></tr> <tr><td></td><td></td><td>⑪</td><td>⑭</td><td></td><td></td></tr> <tr><td></td><td>⑰</td><td></td><td>⑳</td><td></td><td></td></tr> </table>	①								⑪	⑭				⑰		⑳		
①																																																																																														
		⑪	⑭	⑮																																																																																										
		⑱																																																																																												
①																																																																																														
		⑫	⑬	⑮																																																																																										
		⑱																																																																																												
①																																																																																														
		⑪	⑭																																																																																											
⑯		⑲																																																																																												
①																																																																																														
		⑫	⑬																																																																																											
⑯		⑲																																																																																												
①																																																																																														
		⑪	⑭																																																																																											
	⑰		⑳																																																																																											
<p>845-3-B</p> <p>75-150 mm 250 mm</p> <p>besteht aus / consists of</p> <table border="1"> <tr><td>①</td><td></td><td></td><td></td><td></td><td></td></tr> <tr><td></td><td></td><td>⑫</td><td>⑬</td><td></td><td></td></tr> <tr><td></td><td>⑰</td><td></td><td>⑳</td><td></td><td></td></tr> </table>	①								⑫	⑬				⑰		⑳			<p>844-4-B</p> <p>100-200 mm 200 mm</p> <p>besteht aus / consists of</p> <table border="1"> <tr><td>①</td><td></td><td></td><td></td><td></td><td></td></tr> <tr><td></td><td></td><td>⑪</td><td>⑭</td><td></td><td></td></tr> <tr><td></td><td>⑰</td><td></td><td>㉑</td><td></td><td></td></tr> </table>	①								⑪	⑭				⑰		㉑			<p>845-4-B</p> <p>100-200 mm 200 mm</p> <p>besteht aus / consists of</p> <table border="1"> <tr><td>①</td><td></td><td></td><td></td><td></td><td></td></tr> <tr><td></td><td></td><td>⑫</td><td>⑬</td><td></td><td></td></tr> <tr><td></td><td>⑰</td><td></td><td>㉑</td><td></td><td></td></tr> </table>	①								⑫	⑬				⑰		㉑			<p>844-5-B</p> <p>130-250 mm 250 mm</p> <p>besteht aus / consists of</p> <table border="1"> <tr><td>①</td><td></td><td></td><td></td><td></td><td></td></tr> <tr><td></td><td></td><td>⑪</td><td>⑭</td><td></td><td></td></tr> <tr><td></td><td>⑰</td><td></td><td>㉒</td><td></td><td></td></tr> </table>	①								⑪	⑭				⑰		㉒			<p>845-5-B</p> <p>130-250 mm 250 mm</p> <p>besteht aus / consists of</p> <table border="1"> <tr><td>①</td><td></td><td></td><td></td><td></td><td></td></tr> <tr><td></td><td></td><td>⑫</td><td>⑬</td><td></td><td></td></tr> <tr><td></td><td>⑰</td><td></td><td>㉒</td><td></td><td></td></tr> </table>	①								⑫	⑬				⑰		㉒		
①																																																																																														
		⑫	⑬																																																																																											
	⑰		⑳																																																																																											
①																																																																																														
		⑪	⑭																																																																																											
	⑰		㉑																																																																																											
①																																																																																														
		⑫	⑬																																																																																											
	⑰		㉑																																																																																											
①																																																																																														
		⑪	⑭																																																																																											
	⑰		㉒																																																																																											
①																																																																																														
		⑫	⑬																																																																																											
	⑰		㉒																																																																																											
<p>818-0</p> <p>240 mm 280 mm</p> <p>besteht aus / consists of</p> <table border="1"> <tr><td>①</td><td></td><td></td><td>④</td><td></td><td></td></tr> <tr><td></td><td>⑨</td><td></td><td></td><td></td><td></td></tr> <tr><td></td><td>⑰</td><td></td><td></td><td></td><td></td></tr> </table>	①			④				⑨						⑰					<p>820-0</p> <p>225 mm 225 mm</p> <p>besteht aus / consists of</p> <table border="1"> <tr><td>①</td><td></td><td>③</td><td></td><td></td><td></td></tr> <tr><td></td><td></td><td></td><td></td><td></td><td></td></tr> <tr><td></td><td>⑰</td><td></td><td></td><td></td><td></td></tr> </table>	①		③											⑰					<p>818-0 + Y-215-2 / Y-215-3 / Y-215-4</p> <p>L 780 mm Ø 25-200 mm</p> <p>besteht aus / consists of</p> <table border="1"> <tr><td>①</td><td></td><td></td><td>④</td><td>⑤</td><td>⑥</td><td>⑦</td></tr> <tr><td></td><td>⑨</td><td></td><td></td><td></td><td></td><td></td></tr> <tr><td></td><td>⑰</td><td></td><td></td><td></td><td></td><td></td></tr> </table>	①			④	⑤	⑥	⑦		⑨							⑰						<p>818-0 + 818-021</p> <p>30-180 mm</p> <p>besteht aus / consists of</p> <table border="1"> <tr><td>①</td><td></td><td></td><td>④</td><td></td><td></td><td></td></tr> <tr><td></td><td>⑨</td><td>⑩</td><td></td><td></td><td></td><td></td></tr> <tr><td></td><td>⑰</td><td></td><td></td><td></td><td></td><td></td></tr> </table>	①			④					⑨	⑩						⑰																		
①			④																																																																																											
	⑨																																																																																													
	⑰																																																																																													
①		③																																																																																												
	⑰																																																																																													
①			④	⑤	⑥	⑦																																																																																								
	⑨																																																																																													
	⑰																																																																																													
①			④																																																																																											
	⑨	⑩																																																																																												
	⑰																																																																																													



Pulling tools with 10 to hydraulic ram Abziehvorrichtungen mit hydraulischer 10 to Spindel

<p>Art.-No. 818-100</p> <p>L 530 mm Ø 22-115 mm</p>		<p>Kofferinhalt: 10-teilig set content: 10 parts</p> <table border="1" style="width: 100%; border-collapse: collapse; text-align: center;"> <tr><td>1</td><td></td><td></td><td>4</td><td>5</td><td></td></tr> <tr><td>8</td><td>9</td><td></td><td></td><td></td><td>15</td></tr> <tr><td>16</td><td>17</td><td></td><td></td><td></td><td></td></tr> </table>	1			4	5		8	9				15	16	17					<p>818-0 + Y-215-2</p> 		
1			4	5																			
8	9				15																		
16	17																						
<p>Art.-No. 818-150</p> <p>L 780 mm Ø 25-155 mm</p>		<p>Kofferinhalt: 12-teilig set content: 12 parts</p> <table border="1" style="width: 100%; border-collapse: collapse; text-align: center;"> <tr><td>1</td><td></td><td></td><td>4</td><td>6</td><td></td></tr> <tr><td>8</td><td>9</td><td></td><td></td><td></td><td>15</td></tr> <tr><td>16</td><td>17</td><td></td><td></td><td></td><td></td></tr> </table>	1			4	6		8	9				15	16	17					<p>818-0 + Y-215-3</p> 		
1			4	6																			
8	9				15																		
16	17																						
<p>Art.-No. 818-215</p> <p>L 780 mm Ø 22-155 mm ☞ 225 mm ☞ 225 mm</p>		<p>Kofferinhalt: 16-teilig set content: 16 parts</p> <table border="1" style="width: 100%; border-collapse: collapse; text-align: center;"> <tr><td>1</td><td></td><td>3</td><td>4</td><td>5</td><td>6</td></tr> <tr><td>8</td><td>9</td><td>10</td><td></td><td></td><td>15</td></tr> <tr><td>16</td><td>17</td><td></td><td></td><td></td><td></td></tr> </table>	1		3	4	5	6	8	9	10			15	16	17					<p>818-0 + Y-215-2; Y-215-3</p> 	<p>818-0 + 818-021</p> 	<p>820-0</p> 
1		3	4	5	6																		
8	9	10			15																		
16	17																						
<p>Art.-No. 845-150</p> <p>☞ 50-150 mm ☞ 100-150 mm</p>		<p>Kofferinhalt: 11-teilig set content: 11 parts</p> <table border="1" style="width: 100%; border-collapse: collapse; text-align: center;"> <tr><td>1</td><td></td><td></td><td></td><td></td><td></td></tr> <tr><td></td><td></td><td></td><td>11</td><td>13</td><td>15</td></tr> <tr><td>16</td><td></td><td>18</td><td>19</td><td></td><td></td></tr> </table>	1									11	13	15	16		18	19			<p>844-1-B 844-2-B</p> 	<p>845-1-B 845-2-B</p> 	
1																							
			11	13	15																		
16		18	19																				
<p>Art.-No. 845-250</p> <p>☞ 75-250 mm ☞ 250 mm</p>		<p>Kofferinhalt: 15-teilig set content: 15 parts</p> <table border="1" style="width: 100%; border-collapse: collapse; text-align: center;"> <tr><td>1</td><td></td><td></td><td></td><td></td><td></td></tr> <tr><td></td><td></td><td></td><td>11</td><td>13</td><td>15</td></tr> <tr><td>16</td><td>17</td><td></td><td>20</td><td>21</td><td>22</td></tr> </table>	1									11	13	15	16	17		20	21	22	<p>844-3-B 844-4-B 844-5-B</p> 	<p>845-3-B 845-4-B 845-5-B</p> 	
1																							
			11	13	15																		
16	17		20	21	22																		
<p>Art.-No. 845-851</p> <p>☞ 75-250 mm ☞ 100-250 mm</p>		<p>Kofferinhalt: 21-teilig set content: 21 parts</p> <table border="1" style="width: 100%; border-collapse: collapse; text-align: center;"> <tr><td>1</td><td></td><td></td><td></td><td></td><td></td></tr> <tr><td></td><td></td><td></td><td>11</td><td>13</td><td>15</td></tr> <tr><td>16</td><td>17</td><td>18</td><td>19</td><td>20</td><td>21</td></tr> </table>	1									11	13	15	16	17	18	19	20	21	<p>844-1-B 844-2-B 844-3-B 844-4-B 844-5-B</p> 	<p>845-1-B 845-2-B 845-3-B 845-4-B 845-5-B</p> 	
1																							
			11	13	15																		
16	17	18	19	20	21																		
<p>Art.-No. 845-855</p> <p>L 780 mm Ø 25-155 mm ☞ 50-250 mm ☞ 100-250 mm</p>		<p>Kofferinhalt: 29-teilig set content: 29 parts</p> <table border="1" style="width: 100%; border-collapse: collapse; text-align: center;"> <tr><td>1</td><td></td><td></td><td>4</td><td>6</td><td></td></tr> <tr><td>8</td><td>9</td><td></td><td>11</td><td>13</td><td>15</td></tr> <tr><td>16</td><td>17</td><td>18</td><td>19</td><td>20</td><td>21</td></tr> </table>	1			4	6		8	9		11	13	15	16	17	18	19	20	21	<p>844-1-B 844-2-B 844-3-B 844-4-B 844-5-B</p> 	<p>845-1-B 845-2-B 845-3-B 845-4-B 845-5-B</p> 	<p>818-0 + Y-215-3</p> 
1			4	6																			
8	9		11	13	15																		
16	17	18	19	20	21																		
<p>Art.-No. 845-858</p> <p>L 780 mm Ø 25-155 mm ☞ 50-250 mm ☞ 100-250 mm ☞ 30-180 mm</p>		<p>Kofferinhalt: 30-teilig set content: 30 parts</p> <table border="1" style="width: 100%; border-collapse: collapse; text-align: center;"> <tr><td>1</td><td></td><td></td><td>4</td><td>6</td><td></td></tr> <tr><td>8</td><td>9</td><td>10</td><td>11</td><td>13</td><td>15</td></tr> <tr><td>16</td><td>17</td><td>18</td><td>19</td><td>20</td><td>21</td></tr> </table>	1			4	6		8	9	10	11	13	15	16	17	18	19	20	21	<p>844-1-B 844-2-B 844-3-B 844-4-B 844-5-B</p> 	<p>845-1-B 845-2-B 845-3-B 845-4-B 845-5-B</p> 	<p>818-0 + Y-215-3 818-0 + 818-021</p>  
1			4	6																			
8	9	10	11	13	15																		
16	17	18	19	20	21																		

05



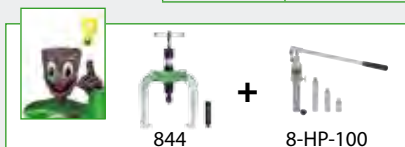


Universal 2-jaw puller with short hydraulic spindle and self-centering jaws

ST

For pulling particularly tight bearings, gears, discs, etc.

844







Description

- If there is adequate free space around the part to be removed, we recommend a 3-jaw puller series 845 for optimal force distribution.
- Series is built on a modular system.
- Pullers have the same hydraulic spindle.
- Easy-to-replace individual components that can be combined in a number of different ways.
- Standard pulling hook.

Advantage

- Available as complete hydraulic pullers, individual parts and sets.
- Little force required for a strong pulling performance.
- Piston functions on the axis and does not turn in the hydraulic spindle.
- Spindle extensions enable the unit to be adjusted quickly to a range of different requirements.
- Almost all components available as replacement parts, time-saving order process thanks to numbering system.


Art.-No.				max.		mit with
		mm	mm	t	Nm	
844-1-B	-031601	50 - 100	100	10	40	800
844-2-B	-031946	75 - 150	150	10	40	800
844-3-B	-032448	75 - 150	250	10	40	800
844-4-B	-076091	100 - 200	200	10	40	800
844-5-B	-032776	130 - 250	250	10	40	800

Universal 3-jaw puller with short hydraulic spindle and self-centering jaws

ST

For pulling particularly tight bearings, gears, discs, etc.

845







Description

- Series is built on a modular system.
- Pullers have the same hydraulic spindle.
- Easy-to-replace individual components that can be combined in a number of different ways.
- Standard pulling hook.
- Two-arm design for space-saving operation.

Advantage

- Available as complete hydraulic pullers, individual parts and sets.
- Little force required for a strong pulling performance.
- Piston functions on the axis and does not turn in the hydraulic spindle.
- Spindle extensions enable the unit to be adjusted quickly to a range of different requirements.
- Almost all components available as replacement parts, time-saving order process thanks to numbering system.

Art.-No.				max.		mit with
		mm	mm	t	Nm	
845-1-B	-033278	50 - 100	100	10	40	800
845-2-B	-033438	75 - 150	150	10	40	800
845-3-B	-033681	75 - 150	250	10	40	800
845-4-B	-033841	100 - 200	200	10	40	800
845-5-B	-034008	130 - 250	250	10	40	800

Spare parts for assembly 844/845

ST

844/845



844-100
844-150
844-200
844-250
844-251



844-000



845-000





Description

- Series is built on a modular system.
- Pullers have the same hydraulic spindle.
- Easy-to-replace individual components that can be combined in a number of different ways.

Advantage

- Available as complete hydraulic pullers, individual parts and sets.
- Little force required for a strong pulling performance.

Art.-No.		Bezeichnung description	
844-000	-031458	Traverse / Cross-beam	844-1-B, 844-2-B, 844-3-B, 844-4-B, 844-5-B
845-000	-033018	Traverse / Cross-beam	845-1-B, 845-2-B, 845-3-B, 845-4-B, 845-5-B
844-020	-135651	Gewindebuchse / Thread sleeve	844-1-B, 844-2-B, 844-3-B, 844-4-B, 844-5-B, 845-1-B, 845-2-B, 845-3-B, 845-4-B, 845-5-B
844-100	-075919	Abzughaken / Jaw: 100 mm	844-1-B, 845-1-B
844-150	-031861	Abzughaken / Jaw: 150 mm	844-2-B, 845-2-B
844-200	-032363	Abzughaken / Jaw: 250 mm	844-4-B, 845-4-B
844-250	-032103	Abzughaken / Jaw: 200 mm	844-3-B, 845-3-B
844-251	-032691	Abzughaken / Jaw: 250 mm	844-5-B, 845-5-B



Hydraulic "4 Puller" - Set with self-centering pulling jaws

ST

For removing bearings, gears, discs, etc.

845-150







Description

- Series is built on a modular system.
- Pullers have the same hydraulic spindle.
- Milled thread treated with special coating.
- Standard pulling hook.
- 2-jaw and 3-jaw combination cross beam

Advantage

- Little force required for a strong pulling performance.
- Piston functions on the axis and does not turn in the hydraulic spindle.
- Spindle extensions enable the unit to be adjusted quickly to a range of different requirements.
- Available as complete hydraulic pullers, individual parts and sets.
- Almost all components available as replacement parts, time-saving order process thanks to numbering system.

Art.-No.				max. t	Stück pieces	
		mm	mm			
845-150	-717871	50 - 150	150	10	11	L-Boxx

Hydraulic "6 Pullers" - Set with self-centering pulling jaws

ST

For removing bearings, gears, discs, etc.

845-250







Description

- Series is built on a modular system.
- Pullers have the same hydraulic spindle.
- Milled thread treated with special coating.
- Standard pulling hook.
- 2-jaw and 3-jaw combination cross beam

Advantage

- Little force required for a strong pulling performance.
- Piston functions on the axis and does not turn in the hydraulic spindle.
- Spindle extensions enable the unit to be adjusted quickly to a range of different requirements.
- Available as complete hydraulic pullers, individual parts and sets.
- Almost all components available as replacement parts, time-saving order process thanks to numbering system.

Art.-No.				max. t	Stück pieces	
		mm	mm			
845-250	-717956	75 - 250	250	10	15	L-Boxx

Hydraulic "10 Pullers" - Set with self-centering pulling jaws

ST

For removing bearings, gears, discs, etc.

845-851







Description

- Series is built on a modular system.
- Pullers have the same hydraulic spindle.
- Milled thread treated with special coating.
- Standard pulling hook.
- Flexibility assured thanks to two-arm or three-arm design.

Advantage

- Little force required for a strong pulling performance.
- Piston functions on the axis and does not turn in the hydraulic spindle.
- Spindle extensions enable the unit to be adjusted quickly to a range of different requirements.
- Available as complete hydraulic pullers, individual parts and sets.
- Almost all components available as replacement parts, time-saving order process thanks to numbering system.

Art.-No.				max. t	Stück pieces	
		mm	mm			
845-851	-172854	50 - 250	250	10	21	Tanos Systemer



Universal hydraulic puller set with separator

ST

For removing and separating bearings, gears, discs, etc.

845-855



Description

- Series is built on a modular system.
- Pullers have the same hydraulic spindle.
- Milled thread treated with special coating.
- Standard pulling hook.
- Flexibility assured thanks to two-arm or three-arm design.

Advantage

- Little force required for a strong pulling performance.
- Piston functions on the axis and does not turn in the hydraulic spindle.
- Spindle extensions enable the unit to be adjusted quickly to a range of different requirements.
- Available as complete hydraulic pullers, individual parts and sets.
- Almost all components available as replacement parts, time-saving order process thanks to numbering system.

Art.-No.						max. t	Stück pieces	
	4021176	mm	mm	mm	mm			Tanos Systainer
845-855	-172939	50 - 250	250	280 - 780	25 - 155	10	29	

Pulling device with hydraulic screw

ST

For universal application with pullers from series 800.

818-0



Description

- Series is built on a modular system.
- Pullers have the same hydraulic spindle.
- Easy-to-replace individual components that can be combined in a number of different ways.
- Hydraulic spindle.
- Milled thread treated with special coating.

Advantage

- Available as complete hydraulic pullers, individual parts and sets.
- Little force required for a strong pulling performance.
- Piston functions on the axis and does not turn in the hydraulic spindle.
- Spindle extensions enable the unit to be adjusted quickly to a range of different requirements.
- Almost all components available as replacement parts, time-saving order process thanks to numbering system.

Art.-No.				max. t		max. Nm	mit with
	4021176	mm	mm				
818-0	-173196	280	240	10	40	800	

Internal extractors

ST

For extracting inner bearings, bearing outer rings and bushings.

818-021



Description

- Series is built on a modular system.

Advantage

- Almost all components available as replacement parts, time-saving order process thanks to numbering system.

Art.-No.		∅ mm	
	4021176		
818-021	-757969	30-180	818-0



Hydraulic bearing puller set

ST

For removing ball bearings, roller bearings, inner races and other tight parts if there is not enough space to use pulling hooks.

818-100







Description

- Series is built on a modular system.
- Pullers have the same hydraulic spindle.
- Milled thread treated with special coating.
- Easy-to-replace individual components that can be combined in a number of different ways.
- Instructions on the cover.

Advantage

- Little force required for a strong pulling performance.
- Piston functions on the axis and does not turn in the hydraulic spindle.
- Spindle extensions enable the unit to be adjusted quickly to a range of different requirements.
- Available as complete hydraulic pullers, individual parts and sets.
- Complete easy-to-manage package.

Art.-No.		 mm	 mm	max. t		Stück pieces
818-100	-717611	280 - 530	22 - 115	10	L-Boxx	10

Hydraulic bearing puller set

ST

For removing ball bearings, roller bearings, inner races and other tight parts if there is not enough space to use pulling hooks.

818-150







Description

- Series is built on a modular system.
- Pullers have the same hydraulic spindle.
- Milled thread treated with special coating.
- Easy-to-replace individual components that can be combined in a number of different ways.
- Instructions on the cover.

Advantage

- Little force required for a strong pulling performance.
- Piston functions on the axis and does not turn in the hydraulic spindle.
- Spindle extensions enable the unit to be adjusted quickly to a range of different requirements.
- Available as complete hydraulic pullers, individual parts and sets.
- Complete easy-to-manage package.

Art.-No.		 mm	 mm	max. t	Stück pieces	
818-150	-717796	280 - 780	25 - 155	10	12	L-Boxx

Hydraulic bearing puller and extractor set

ST

For extraction and internal extraction of ball bearings, roller bearings, inner races and other tight-fitting parts if there is not enough space to use pulling hooks.

818-215








Description

- Series is built on a modular system.
- Pullers have the same hydraulic spindle.
- Milled thread treated with special coating.
- Easy-to-replace individual components that can be combined in a number of different ways.
- Secure storage in special foam.

Advantage

- Little force required for a strong pulling performance.
- Piston functions on the axis and does not turn in the hydraulic spindle.
- Spindle extensions enable the unit to be adjusted quickly to a range of different requirements.
- Available as complete hydraulic pullers, individual parts and sets.
- Complete easy-to-manage package.

Art.-No.		 mm	 mm	 mm	max. t	Stück pieces	
818-215	-173271	280 - 780	25 - 155	30 - 180	10	16	Tanos Systainer



Universal hydraulic puller and extractor set with self-centering jaws with separator

ST

For removal, separation and internal extraction of bearings, gears, discs, etc.

845-858



Description

- Series is built on a modular system.
- Pullers have the same hydraulic spindle.
- Milled thread treated with special coating.
- Standard pulling hook.
- Flexibility assured thanks to two-arm or three-arm design.

Advantage

- Little force required for a strong pulling performance.
- Piston functions on the axis and does not turn in the hydraulic spindle.
- Spindle extensions enable the unit to be adjusted quickly to a range of different requirements.
- Available as complete hydraulic pullers, individual parts and sets.
- Almost all components available as replacement parts, time-saving order process thanks to numbering system.

Art.-No.							max. t	Stück pieces	
845-858	-173011	50 - 250	250	280 - 780	25 - 155	30 - 180	10	30	Tanos Systainer

2-jaw puller with short hydraulic spindle

ST

For removing particularly tight gears, sprockets, ball bearings, etc.

20-H



Description

- Grease hydraulics.
- Standard pulling hook.
- Parallel pulling hooks in every position, even with full load.
- Pulling hooks with infinitely variable adjustment on the cross-beam.
- Short hydraulic spindle

Advantage

- Little force required for a strong pulling performance.
- Piston functions on the axis and does not turn in the hydraulic spindle.
- Turning the pulling hooks enables them to be used both internally and externally.
- Suitable for pulling asymmetric workpieces.
- Spindle extensions enable the unit to be adjusted quickly to a range of different requirements.

Art.-No.				max. t	mit with
20-3-H	-786839	250	200	10	800
20-30-H	-786914	350	200	10	800

2-jaw puller with short hydraulic spindle

ST

For removing bearings, gears, discs, etc.

820



Description

- Standard pulling hook.
- Pulling hooks with infinitely variable adjustment on the cross-beam.
- Two-arm design for space-saving operation.
- Parallel pulling hooks in every position, even with full load.
- Hydraulic spindle.

Advantage

- Turning the pulling hooks enables them to be used both internally and externally.
- Available as complete hydraulic pullers, individual parts and sets.
- Little force required for a strong pulling performance.
- Piston functions on the axis and does not turn in the hydraulic spindle.
- Spindle extensions enable the unit to be adjusted quickly to a range of different requirements.

Art.-No.				max. t	max. Nm	mit with
820-0	-173684	225	225	10	40	800

Universal press frame for silent bushings

ST

For replacing bearings on front and rear axles without dismantling the axle, e.g. silent bearings, hydraulic supports, plastic bearings, supporting joints, absorber rubber.

880




Description

- Series is built on a modular system.
- Easy-to-replace individual components that can be combined in a number of different ways.
- Grease hydraulics.
- Hydraulic spindle.
- Milled thread treated with special coating.

Advantage

- Pressure pad sets available for a variety of vehicle types.
- Little force required for a strong pulling performance.
- Piston functions on the axis and does not turn in the hydraulic spindle.
- Spindle extensions enable the unit to be adjusted quickly to a range of different requirements.
- Spindle head band prevents the wrench from slipping off.

Art.-No.	 4021176	max. t	mit with
880-801	-433696	15	801
880-800	-433689	10	800
880-802	-433702	20	802

05



Series 13





Short hydraulic spindles

ST

For pulling particularly tight bearings, gears, discs, etc.

800



800



801

802

804








Description

- Series is built on a modular system.
- Pullers have the same hydraulic spindle.
- Easy-to-replace individual components that can be combined in a number of different ways.
- Grease hydraulics.
- Hydraulic spindle.

Advantage

- Available as complete hydraulic pullers, individual parts and sets.
- Little force required for a strong pulling performance.
- Piston functions on the axis and does not turn in the hydraulic spindle.
- Spindle extensions enable the unit to be adjusted quickly to a range of different requirements.
- Spindle head band prevents the wrench from slipping off.




Art.-No.			 mm	 mm	max. t	 max. Nm
800	-034343	W 1.1/2"-16(55°;16Gang)	10	13	10	40
801	-784446	W 1.1/2"-16(55°;16Gang)	10	19	15	70
802	-784514	M40x1,5	10	19	20	100
804	-456787	W 1.1/2"-16(55°;16Gang)	10	19	15	70
800-ERS	-244483	Verschleißsteilsatz / Wearing parts set				
801-ERS	-788086	Verschleißsteilsatz / Wearing parts set				
802-ERS	-788246	Verschleißsteilsatz / Wearing parts set				

Spindle extension

ST

800



Art.-No.		 mm	
800-050	-031113	50	818-0 820-0, 844, 845
800-100	-031298	100	818-0 820-0, 844, 845
800-150	-031373	150	818-0 820-0, 844, 845

Mechanical pressure screw

ST

For pulling particularly tight bearings, gears, discs, etc.

800-626






Description

- Pulling for particularly tight parts thanks to transfer of force.
- Mechanical pressure screw.
- Milled thread treated with special coating.

Advantage

- Can be combined with various mechanical pulling devices from the KUKKO range.
- Almost all components available as replacement parts, time-saving order process thanks to numbering system.

Art.-No.			
800-626	-969980	1.1/2"-16	818-0, 820-0, 844-000, 845-000



Pulling bolts and extensions

ST

818



818-250






818-280



Advantage

- Almost all components available as replacement parts, time-saving order process thanks to numbering system.

Art.-No.	 4021176	 mm	
818-250	-173356	250	818-0
818-280	-173431	250	818-0

Mechanical pressure screws

ST

For removing bearings, gears, discs, etc.

844-626






Description

- Mechanical pressure screw.
- Milled thread treated with special coating.

Advantage

- Easy and even pulling for particularly tight parts thanks to transfer of force.
- Can be combined with various mechanical pulling devices from the KUKKO range.
- Almost all components available as replacement parts, time-saving order process thanks to numbering system.

Art.-No.	 4021176		
844-626	-032851	1.1/2"-16	818-0, 820-0, 844-000, 845-000

05





Series 13

Long hydraulic spindles with handle

ST

For use with pulling devices series 844, series 845 and series 13-HP

8-HP








Description

- Series is built on a modular system.
- With the new KUKKO hydraulic spindles, it is now even easier to generate high pulling forces without having to apply a great deal of force.
- Three extension parts are included in the scope of delivery.
- Hydraulic spindle.

Advantage

- Clear reduction of dismantling times thanks to simple and fast handling.
- The hydraulic spindle can be combined with a number of pullers from the KUKKO range.
- No additional oil pumps required as the system is closed.
- Hydraulic spindle is protected by an overloading valve.
- The pump's lever arm can be rotated by 360°.

Art.-No.	 40211761	 mm		 mm	max. t	
8-HP-100	-101281	80	W 1.1/2"-16	135	10	818-0, 818-100, 818-150, 818-215, 820-0, 845-150, 845-250, 845-851, 845-855, 845-858, 880-801, 844-1-B, 844-2-B, 844-3-B, 844-4-B, 844-5-B, 845-1-B, 845-2-B, 845-3-B, 845-4-B, 845-5-B, 880-800, 880-802, 13-HP-100, 13-HP-180, 13-ME-180

3-jaw bearing puller with self-centering pulling hook and long hydraulic spindle (with handle)

ST

For pulling particularly tight ball bearings, roller bearings, etc.

13-HP






Description

- Series is built on a modular system.
- With the new KUKKO hydraulic spindles, it is now even easier to generate high pulling forces without having to apply a great deal of force.
- Three extension parts are included in the scope of delivery.
- Standard pulling hook.
- Hydraulic spindle.

Advantage

- Clear reduction of dismantling times thanks to simple and fast handling.
- The hydraulic spindle can be combined with a number of pullers from the KUKKO range.
- No additional oil pumps required as the system is closed.
- Hydraulic spindle is protected by an overloading valve.
- The pump's lever arm can be rotated by 360°.

Art.-No.	 40211761	 mm	 mm	max. t	mit with
13-HP-100	-101236	130 - 250	250	10	8-HP-100



Pulling device with hydraulic spindle (with handle)

ST

For gentle pulling for spherical roller bearings and angular roller bearings.

13-HP







Description

- The pulling device comes complete with hydraulic spindle, 50, 100 and 150 mm extension pieces, and centring pin.

Advantage

- Ultimate stability when pulling as the segments and pulling device are screwed firmly together.
- Almost all components available as replacement parts, time-saving order process thanks to numbering system.

Art.-No.				max. t	
13-HP-180	-101250	245	80-280	10	13-TP-2, 13-TP-3

Pulling device

ST

For gentle pulling for spherical roller bearings and angular roller bearings.

13-ME








Description

- Comes with mechanical pressure spindle and centring piece.

Advantage

- Ultimate stability when pulling as the segments and pulling device are screwed firmly together.
- Almost all components available as replacement parts, time-saving order process thanks to numbering system.

Art.-No.					
13-ME-180	-101922	245	80-280	24	13-TP-2, 13-TP-3

05



Seperators with 3 segments

ST









For gentle pulling for spherical roller bearings and angular roller bearings.

13-TP




Advantage

- Segments are arranged on the inner race behind the bearing and therefore grip the entire bearing to ensure that the force is applied evenly.
- The force-fit arrangement of the separators on the inner ring protect the bearing against damage during removal; pulling forces are not transferred to the outer ring or rolling elements.
- The even transfer of force on the inner race prevents the bearing ring from bending or warping when pulling.

Art.-No.								
13-TP-1	-101823	12 - 50	21304-22310	C 2205-C 2210	61801-6410	-	-	30-10
13-TP-2	-101830	25 - 100	22205-22320	C 2205-C 2320	61805-6320	BT2B 332759-617335	NN 4920-NN 4120	13-HP-180, 13-ME-180
13-TP-3	-101847	50 - 160	22211-23232	C 2211-C 3232	61811-6232	BT2B 332759-BT2B 332758	NN 4920-NNU4132	13-HP-180, 13-ME-180



 For splitting tight or over-twisted nuts without damaging the bolt thread.





Nut splitting

Muttersprengen

06

Double-edged, mechanic nut splitters.....**124**
Zweischneidige, mechanische
Muttersprenger

Single-edged, mechanical nut splitters.....**124**
Einschneidige, mechanische Muttersprenger

Single-edged, grease hydraulic
nut splitters.....**125**
Einschneidige, fetthydraulische
Muttersprenger

Pump hydraulic nut splitter, in case.....**125**
Pumpenhydraulischer Muttersprenger im
Koffer

06





Double-edged, mechanic nut splitters

ST

Double-edged models exerting twice the normal splitting force on irretrievable nuts in quality classes 5, 6 and 8.

54








Description

- Two hardened chisel cutting edges.
- Turn the chisel gently back in the other direction by pull back.
- Gently turn the chisel in the other direction by pulling back.

Advantage

- One operation through double cutting action.
- Splitting nuts can be done without damaging the threaded bolt.
- The nut splitter's band provides additional support when turning the chisel back.
- Chisel available as a replacement part, time-saving order process thanks to numbering system.

Art.-No.	 4021176	 mm	 M	 mm	 mm
54-2	-170614	10-27	6 - 18	14	109
54-3	-170799	17-36	12 - 24	16	134
54-2-M	-253041	Ersatzmeißel / Replacement chisel			
54-3-M	-253126	Ersatzmeißel / Replacement chisel			

Mechanical nut splitter set

HY

Double-edged models exerting twice the normal splitting force on irretrievable nuts in quality classes 5, 6 and 8.

K-54-B











Description

- For splitting nuts size 10-36 mm.
- Two hardened chisel cutting edges.
- Gently turn the chisel in the other direction by pulling back.
- Set includes replacement chisel.
- Including 2 ring spanners for operating the nut splitter.

Advantage

- One operation through double cutting action.
- Splitting nuts can be done without damaging the threaded bolt.
- The nut splitter's band provides additional support when turning the chisel back.
- Practical package for universal use.
- Complete easy-to-manage package.

Art.-No.	 4021176	 mm	 M	 mm	 mm		Stück pieces	
K-54-B	-019531	10-36	6-24	14; 16	109; 134		6	L-Boxx MINI

Single-edged, mechanical nut splitters

ST

For splitting tight or over-twisted nuts without damaging the bolt thread of quality grades 6.

55








Description

- Hardened chisel cutting edge.
- Turn the chisel gently back in the other direction by pull back.

Advantage

- The nut splitter's band provides additional support when turning the chisel back.
- Chisel available as a replacement part, time-saving order process thanks to numbering system.

Art.-No.	 4021176	 mm	 M	 mm	 mm
55-0	-019906	4-10	M2 - M6	8	58
55-1	-020063	10-18	M6 - M12	12	80
55-2	-020148	19-27	M12 - M18	14	105
55-3	-020223	27-36	M18 - M24	16	125
55-4	-020308	32-50	M22 - M33	26	203
55-0-M	-252549	Ersatzmeißel / Replacement chisel			
55-1-M	-252624	Ersatzmeißel / Replacement chisel			
55-2-M	-252709	Ersatzmeißel / Replacement chisel			
55-3-M	-252884	Ersatzmeißel / Replacement chisel			
55-4-M	-252969	Ersatzmeißel / Replacement chisel			



Single-edged, grease hydraulic nut splitters

ST

For splitting particularly large tight or over-twisted nuts without damaging the bolt thread of quality grades 5, 6, 8 and 10.

56



56-1



56-2



56-3



Description

- Very sharp cutting through facet cut.
- Hardened chisel cutting edge.

Advantage

- Due to the hydraulics, only a little force is needed.
- Chisel available as a replacement part, time-saving order process thanks to numbering system.

Art.-No.	40211760	mm	M	Edelstahl / stainless steel	mm	mm	max. Nm
56-1	-020483	7-24	M4 - M14	-	18	167	60
56-2	-020551	22-36	M14 - M24	-	30	249	70
56-3	-111501	27 - 46	M18 - M30	50, 70, 80	37	210	50
56-1-M	-244223	Ersatzmeißel / Replacement chisel					
56-2-M	-253386	Ersatzmeißel / Replacement chisel					
56-3-M	-111518	Ersatzmeißel / Replacement chisel					

Pump-driven hydraulic nut splitter in a case

HY

For use in commercial vehicles, the pipe industry, tank cleaning, the petrochemical industry, steel construction, mining, etc.

Y-57



Description

- hydraulic, single-acting with spring return
- compact ergonomic construction
- Easy handling

Advantage

- unique slanting head for use on flat surfaces
- faster spring removal
- Almost all components available as replacement parts, time-saving order process thanks to numbering system.


Art.-No.	40211760	mm	M	
Y-57-10	-123559	10-19	M6 - M12	i-Boxx
Y-57-19	-123566	19-24	M12 - M16	i-Boxx
Y-57-24	-870675	24-32	M16 - M22	L-Boxx
Y-57-32	-870682	32-41	M22 - M27	L-Boxx
Y-57-41	-870699	41-50	M27 - M33	L-Boxx
Y-57-50	-870705	50-60	M33 - M39	Metall
Y-57-60	-870712	60-75	M39 - M48	Metall
Y-5724M	-803741	Ersatzmeißel / Replacement chisel		
Y-5732M	-803826	Ersatzmeißel / Replacement chisel		
Y-5741M	-803901	Ersatzmeißel / Replacement chisel		
Y-5750M	-804083	Ersatzmeißel / Replacement chisel		
Y-5760M	-804168	Ersatzmeißel / Replacement chisel		
Y-5719M	-058738	Ersatzmeißel / Replacement chisel		
Y-5710M	-058721	Ersatzmeißel / Replacement chisel		

TIP:



A hydraulic pump (YHP-320) with a hose (YF-200) is required to drive the tool. **Not included in delivery.**



 Special tools for the automotive and truck sector.





Ball joint extractors

Kugelgelenk-Ausdrücker

07

Ball joint extractor guide.....	128
Kugelgelenk-Ausdrücker-ABC	
Ball joint extractors.....	130
Kugelgelenk-Ausdrücker	
Pressure piece kit for universal press frame...	137
Druckstücksätze für Universal Pressrahmen	
Pin drive.....	137
Splintentreiber	

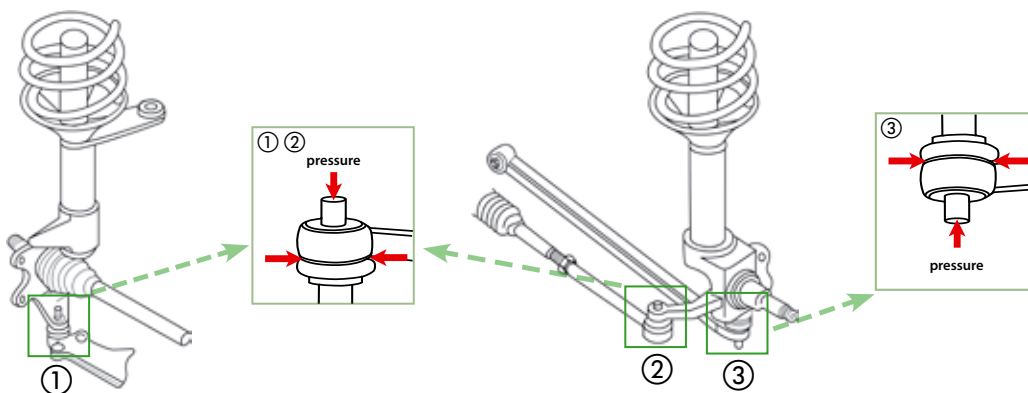
07



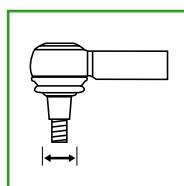


Choice of the correct ball joint puller / extractor

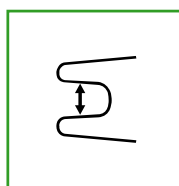
1st step: What is the installation situation?



2nd step: How big is the ball joint?



=



TIP:
It is simplest to measure the thread on the new ball joint to be replaced.

3rd step: Choice of the ball joint extractor type

Series 135

- ①
- ②
- ③



18-45 mm

- Simple, economical method
- For tight spaces
- Hammer required
- Possibility of damage to the rubber cuff

Series 128

- ②
- ③



18-50 mm

Series 129

- ①
- ②
- ③

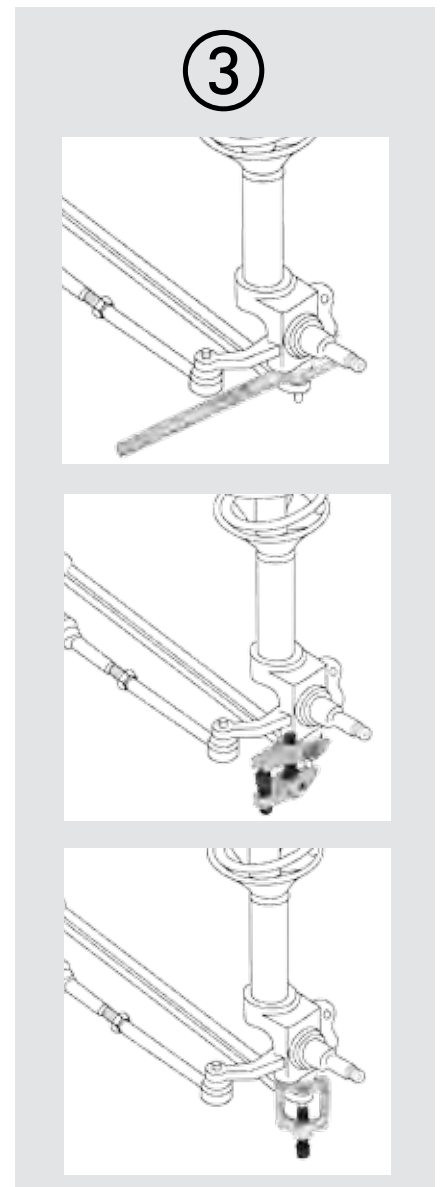
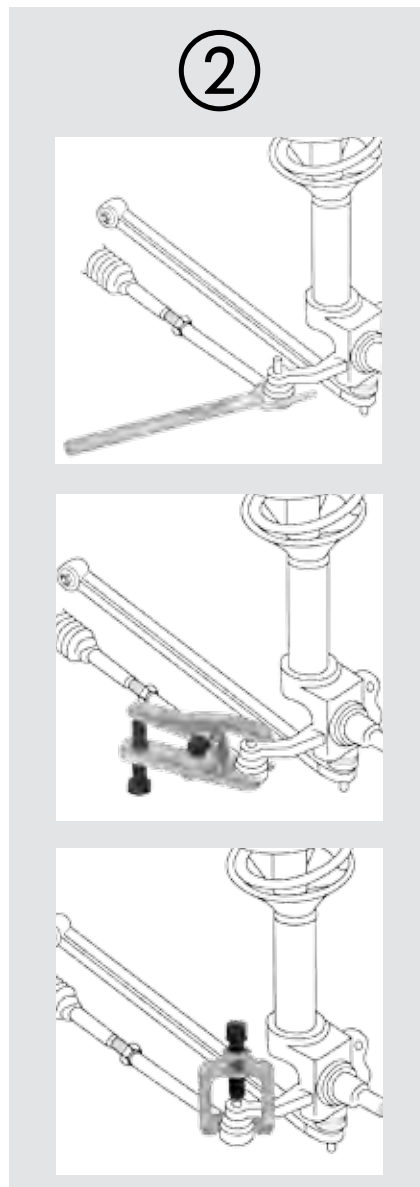
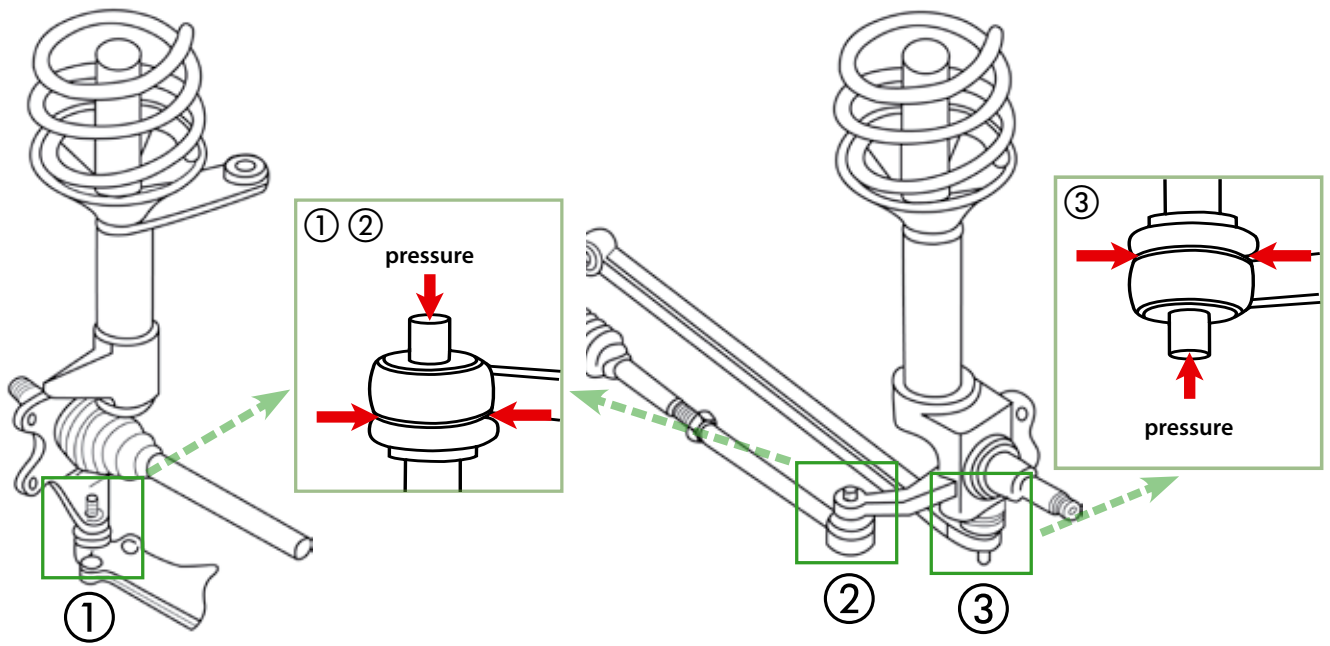


18-50 mm

- Leverage
- Very forceful
- Work area is shifted outside
- Ideal in tight spaces
- Hydraulic variants for very high power requirements
- Working without damage
- A torque wrench is recommended for the drive



Ball joint puller/extractor





Ball joint extractor

ST

For extracting ball pins when dismantling ball joints, track-rod ends on track rods.

127






Description

- Made from sturdy, alloyed, hardened and tempered steel, gun-metal finished.
- Milled thread treated with special coating.

Advantage

- Almost all components available as replacement parts, time-saving order process thanks to numbering system.

Art.-No.		 mm	LH  mm	für for
127-2	-123290	33	58	Porsche Cayenne 03/2010<; VW Touareg 2003>; Seat Ibiza 2008>; Seat Leon 2013>
127-3	-981784	34	63	VW Touareg, Bj. 2003-2009; Mercedes Sprinter; VW-LT 1998; Fiat Ducato 1994;
127-4	-123306	37	58	VW Touareg, ab Bj. 2010; Audi Q7 ab Bj. 2007;

Ball joint extractors

ST

For extracting ball pins when dismantling ball joints, track-rod ends on track rods.

128








Description

- Made from sturdy, alloyed, hardened and tempered steel, galvanized.
- Milled thread treated with special coating.

Advantage

- Almost all components available as replacement parts, time-saving order process thanks to numbering system.

Art.-No.		 mm	LH  mm	 LW mm	 mm
128-1	-024108	18	38	36	17
128-2	-024283	23	48	45	17
128-3	-024368	29	60	60	19

Ball joint extractor

For extracting ball pins when dismantling ball joints, track-rod ends on track rods.

128-4








Description

- Made from sturdy, alloyed, hardened and tempered steel, galvanized.
- Milled thread treated with special coating.

Advantage

- Almost all components available as replacement parts, time-saving order process thanks to numbering system.

Art.-No.		 mm	LH  mm	 LW mm	 mm
128-4	-024443	40	106	76	24
128-5	-024511	46	106	76	24

Universal KUKKO system for ball joint repairs

ST

For assembly and disassembly of ball joints on the T4.

128-T-4








Description

- The tool was specifically developed for uses on the VW T4.
- Two additional insertion plates of 40 mm and 46 mm are included.
- For installation and removal of ball joints.

Advantage

- Saves a lot of time when replacing suspension joints.

Art.-No.		 mm	LH  mm	 LW mm	 mm	für for
128-T-4	-018022	40 - 46	80	60	24	VW T4



Adjustable ball joint extractors lever type for passenger-cars

ST

For extracting ball pins when dismantling ball joints, track-rod ends on track rods, for passenger cars and light delivery vehicles.

129






Description

- Made from sturdy, alloyed, hardened and tempered steel, galvanized.
- Milled thread treated with special coating.

Advantage

- Clamping width can be increased by simple conversion.
- Almost all components available as replacement parts, time-saving order process thanks to numbering system.

Art.-No.		 mm	 mm	für for
129-0	-410536	20	50	universal
129-0-25	-989667	25	50	VAG, Universal, kleinere Modelle
129-0-29	-989674	29,5	50	Polo (02), Golf (04/05), Caddy, A 2 (01), A 6(98), A 8 (94), Passat (06), TT (99), Touran (04), LT (97)u.a.
129-0-DC-1	-923920	20	50	Mercedes C, E
129-0-DC-2	-923647	20	50	Smart

Universal adjustable ball joints extractors

ST

For extracting ball pins when dismantling ball joints, track-rod ends on track rods, in passenger vehicles.

129-25






Description

- Made from sturdy, alloyed, hardened and tempered steel, galvanized.
- Milled thread treated with special coating.

Advantage

- Clamping width can be increased with simple 3-level conversion.
- Almost all components available as replacement parts, time-saving order process thanks to numbering system.

Art.-No.		 mm	 mm	für for
129-25	-967924	19	24-30 40 - 45	universal

07



Fork separators

ST

To loosen ball bearing joints wedged into the cone seat, for loosening steering column levers, for disassembly of shock absorbers and for other separation projects of all kinds.

135





Description

- Made from sturdy, alloyed, hardened and tempered steel, galvanized.

Advantage

- Universal application.

Art.-No.		 mm
135-1	-024856	18
135-2	-024931	23
135-3	-025013	29
135-4	-025198	39
135-5	-220531	45



Adjustable ball joint extractors lever type for passenger cars and light commercial vehicles

ST

For extracting ball pins when dismantling ball joints, track-rod ends on track rods, for passenger cars and light delivery vehicles.

129-1






Description

- Made from sturdy, alloyed, hardened and tempered steel, galvanized.
- Milled thread treated with special coating.

Advantage

- Continuously adjustable clamping widths.
- Almost all components available as replacement parts, time-saving order process thanks to numbering system.

Art.-No.				für for
129-1	-024696	18-22	50	universal
129-1-B-1	-923654	30	50	BMW

Adjustable ball joint extractors lever type, for all passenger cars, commercial vehicles and medium-sized trucks

ST

For extracting ball pins when dismantling ball joints, track-rod ends on track rods, universal use for passenger cars, delivery vehicles and medium-sized commercial goods vehicles.

129-2








Description

- Made from sturdy, alloyed, hardened and tempered steel, galvanized.
- Milled thread treated with special coating.

Advantage

- Universal application thanks to three jaw widths.
- Continuously adjustable clamping widths.
- Almost all components available as replacement parts, time-saving order process thanks to numbering system.

Art.-No.						für for
129-2	-024771	16	22	32	70	universal

Adjustable ball joint extractors lever type, special model for passenger cars with aluminium chassis

ST

For extracting ball pins when dismantling ball joints, track-rod ends on track rods, especially for passenger cars with aluminium chassis.

129-3-A






Description

- Made from sturdy, alloyed, hardened and tempered steel, galvanized.
- Milled thread treated with special coating.

Advantage

- Simple adjustment of clamping depths thanks to spring mechanism.
- Continuously adjustable clamping widths.
- Almost all components available as replacement parts, time-saving order process thanks to numbering system.

Art.-No.				für for
129-3-A	-803178	30	65	ALU-Fahrwerke / ALU chassis
129-3-A-32	-989681	32	65	ALU-Fahrwerke, A 8 ab 03 (hinten) ALU chassis, A 8 from 03 (back)
129-3-A-34	-989698	34	65	ALU-Fahrwerke, A 8 ab 03 (vorne) ALU chassis, A 8 from 03 (front)



Adjustable ball joint extractors lever type, universal for medium-sized and heavy trucks, busses and construction vehicles

ST

For extracting ball pins when dismantling ball joints, track-rod ends on track rods.

129-3/-4



Description

- Simple adjustment of clamping depths thanks to spring mechanism.
- Made from sturdy, alloyed, hardened and tempered steel, galvanized.
- Milled thread treated with special coating.

Advantage

- Better haptics through modern and ergonomic design.
- Self-alignment of the opposite legs by concave pressure spindle rails.
- Thanks to the pressure spindle adapters (screw adapter), an upgrade is possible at any time with the hydraulic spindle 800 to the hydraulic socket joint ejector element.
- Continuously adjustable clamping widths.
- Little force required for a strong pulling performance.

Art.-No.				für for
		mm	mm	
129-3	-270949	31	70	mittlere LKW, Busse und Baufahrzeuge / medium-sized trucks, busses and construction vehicles
129-4	-271021	40	85	schwere LKW, Busse und Baufahrzeuge / heavy trucks, busses and construction vehicles

Ball joints extractor with short hydraulic spindle

ST

For extracting particularly tight ball pins when dismantling ball joints, track-rod ends on track rods, for medium-sized heavy goods vehicles, buses and construction vehicles.

129-H



Description

- Grease hydraulics.
- Simple adjustment of clamping depths thanks to spring mechanism.
- Hydraulic and mechanical pressure screw.
- Milled thread treated with special coating.
- Made from sturdy, alloyed, hardened and tempered steel, galvanized.

Advantage

- Little force required for a strong pulling performance.
- Piston functions on the axis and does not turn in the hydraulic spindle.
- Spindle head band prevents the wrench from slipping off.
- Almost all components available as replacement parts, time-saving order process thanks to numbering system.

Art.-No.				max. t	für for	mit with
		mm	mm			
129-3-H	-803253	31	70	10	mittlere LKW, Busse, Baufahrzeuge / medium-sized trucks, busses and construction vehicles	800
129-4-H	-803666	40	85	15	schwere LKW, Busse, Baufahrzeuge / heavy trucks, busses and construction vehicles	801



Adjustable ball joint extractors lever type for passenger-cars

ST

For extracting ball pins when dismantling ball joints, track-rod ends on track rods, in passenger vehicles.

129-4-30



Description

- Tight spaces leave little room for the material-saving attachment of the extractor. The special design protects sensitive surfaces and enables disassembly of the supporting rod without touching other axle components.
- Simple adjustment of clamping depths thanks to spring mechanism.
- Made from sturdy, alloyed, hardened and tempered steel, galvanized.
- Milled thread treated with special coating.

Advantage

- Better haptics through modern and ergonomic design.
- Self-alignment of the opposite legs by concave pressure spindle rails.
- Thanks to the pressure spindle adapters (screw adapter), an upgrade is possible at any time with the hydraulic spindle 800 to the hydraulic socket joint ejector element.
- Little force required for a strong pulling performance.
- Almost all components available as replacement parts, time-saving order process thanks to numbering system.

Art.-No.				für for
		mm	mm	
129-4-30	-102653	30	70	insb. Audi R8



Adjustable ball joint extractors for heavy trucks

ST

For extracting tight-fitting ball pins when dismantling ball joints, track-rod ends on track rods, for medium-sized heavy goods vehicles, buses and construction vehicles.

129-5



Description

- Made from sturdy, alloyed, hardened and tempered steel, galvanized.
- Milled thread treated with special coating.

Advantage

- Clamping width can be increased by simple conversion.
- Almost all components available as replacement parts, time-saving order process thanks to numbering system.

Art.-No.				für for
		mm	mm	
129-5	-865084	36	70	mittlere und schwere LKW, Busse und Baufahrzeuge / medium-sized and heavy trucks, busses and construction vehicles

Adjustable ball joint extractors with hydraulic ram for heavy trucks

ST

For extracting particularly tight-fitting ball pins when dismantling ball joints, track-rod ends on track rods, for heavy goods vehicles, buses and construction vehicles.

129-5-H



Description

- Made from sturdy, alloyed, hardened and tempered steel, galvanized.
- Grease hydraulics.
- Hydraulic spindle.
- Milled thread treated with special coating.

Advantage

- Little force required for a strong pulling performance.
- Piston functions on the axis and does not turn in the hydraulic spindle.
- Spindle head band prevents the wrench from slipping off.
- Almost all components available as replacement parts, time-saving order process thanks to numbering system.

Art.-No.				für for	max. t
		mm	mm		
129-5-H	-865091	36	70	mittlere und schwere LKW, Busse und Baufahrzeuge / medium-sized and heavy trucks, busses and construction vehicles	15

Tie and connection rod joint puller for heavy trucks

ST

Used for extracting ball pins when dismantling ball joints on push and tie rods.

129-5-xx



Description

- High performance is guaranteed by the extra-powerful design of the basic body and reinforced fork.
- The central spindle can be used to preload and adjust the extractor.
- Mechanical pressure screw.
- Milled thread treated with special coating.
- Suitable for the following motor vehicle types: Mercedes Benz: ACTROS, ATEGO over 18 tonnes, SKO 405, -N,-GN (low-floor buses), MAN: F2000, TG, A 23 (low-floor articulated buses), Scania models 3 and 4, Icarus.

Advantage

- Depending on the positioning requirements, the mechanical drive spindle can be converted for operation from above or below.
- This extractor can be used both mechanically and with a hydraulic cylinder series 129-5-xx-H.
- Almost all components available as replacement parts, time-saving order process thanks to numbering system.

Art.-No.				für for
		mm	mm	
129-5-45	-333316	35 - 45	120	schwere LKW's, Busse, Niederflurbusse von DAF, IVECO, MAN, Mercedes, Renault, Scania, Volvo / heavy trucks, busses, low-floor buses DAF, IVECO, MAN, Mercedes, Renault, Scania, Volvo
129-5-50	-123313	50	120	Speziell / special Liebherr LTC, LTM




Tie and connecting rod joint puller with hydraulic lift cylinder

ST

Used for hydraulic extraction of ball pins when dismantling ball joints on connecting and steering tie rods, especially, for trucks and low-floor buses.

129-5-xx-H






Description

- High performance is guaranteed by the extra-powerful design of the basic body and reinforced fork.
- Hydraulic cylinder.
- The central spindle can be used to preload and adjust the extractor.
- Suitable for the following motor vehicle types:
- Mercedes Benz: ACTROS, ATEGO over 18 tonnes, SKO 405, -N,-GN (low-floor buses)

Advantage

- The hydraulic extractors are driven by a hydraulic cylinder, which ensures controlled and safe operations.
- They use the entire performance range of the puller, well beyond the possibilities of a mechanical pressure screw.
- Almost all components available as replacement parts, time-saving order process thanks to numbering system.

Art.-No.	 4021176	 mm	 mm	für for	max. t
129-5-45-H10	-333361	35 - 45	120	schwere LKW's, Busse, Niederflurbusse von DAF, IVECO, MAN, Mercedes, Renault, Scania, Volvo / heavy trucks, busses, low-floor buses DAF, IVECO, MAN, Mercedes, Renault, Scania, Volvo	10
129-5-45-H20	-333422	35 - 45	120	schwere LKW's, Busse, Niederflurbusse von DAF, IVECO, MAN, Mercedes, Renault, Scania, Volvo / heavy trucks, busses, low-floor buses DAF, IVECO, MAN, Mercedes, Renault, Scania, Volvo	20
129-5-50-H10	-000317	50	120	Speziell / special Liebherr LTC, LTM	10
129-5-50-H20	-000324	50	120	Speziell / special Liebherr LTC, LTM	20



A hydraulic pump (YHP-320) with a hose (YF-200) is required to drive the tool. Not included in delivery.

Tie and connecting rod joint puller with hydraulic lift cylinder

ST

Used for hydraulic extraction of ball pins when dismantling ball joints on connecting and steering tie rods, especially, for trucks and low-floor buses.

129-36-H







Description

- Heavy duty version for hydraulic extraction and separation of the ball joints on the connecting rods and steering tie rods.
- The low design is especially well-suited for low-floor buses as supplied by MAN, Mercedes Benz, CITARO and others.
- High performance is guaranteed by the extra-powerful design of the basic body and reinforced fork.
- Hydraulic cylinder.

Advantage

- The hydraulic extractors are driven by a hydraulic cylinder, which ensures controlled and safe operations.
- They use the entire performance range of the puller, well beyond the possibilities of a mechanical pressure screw.
- Almost all components available as replacement parts, time-saving order process thanks to numbering system.

Art.-No.	 4021176	 mm	 mm	für for	max. t	
129-36-H	-222894	36	60	schwere LKW's, Niederflurbusse, speziell MB Citaro / heavy trucks, low-floor or especially for MB Citaro	10	129-36, YSM-100
129-36	-865077	Grundgerät / Basic device				



Ball joint extractors

ST

For extracting ball pins when dismantling ball joints, track-rod ends on track rods, commercial vehicle sector.

128-G







Description

- Made from sturdy, alloyed, hardened and tempered steel, gun-metal finished.
- Milled thread treated with special coating.

Advantage

- Almost all components available as replacement parts, time-saving order process thanks to numbering system.

Art.-No.	 4021176	 mm	 mm	 mm
128-G-3	-831324	30	6,5	19
128-G-4	-831331	39	8,0	24

Hydraulic bell-shaped drop arm puller

ST

With lubricated hydraulics.

128-G



hydraulic
TECHNOLOGY






Description

- Made from sturdy, alloyed, hardened and tempered steel, gun-metal finished.
- Grease hydraulics.
- Hydraulic spindle.
- Milled thread treated with special coating.

Advantage

- Little force required for a strong pulling performance.
- Piston functions on the axis and does not turn in the hydraulic spindle.
- Spindle head band prevents the wrench from slipping off.
- Almost all components available as replacement parts, time-saving order process thanks to numbering system.

Art.-No.	 4021176	 mm	 mm	max. t
128-G-6-H15	-341724	58	10	15

Ball joints extractor for trucks "Universal"

ST

For extracting particularly tight-fitting ball pins when dismantling ball joints, track-rod ends on track rods, for heavy goods vehicles, buses and construction vehicles.

129-6





Description

- To loosen ball pin joints chocked in the conical lug.
- Made from sturdy, alloyed, hardened and tempered steel, gun-metal finished.
- Milled thread treated with special coating.

Advantage

- Universal application as the delivery scope includes three different separator jaws.
- Almost all components available as replacement parts, time-saving order process thanks to numbering system.

Art.-No.	 4021176	 mm	für for
129-6	-971662	24 - 32 - 47	schweres Werkstattmodell




Spreader for shock absorber mountings and steering parts

ST

For the safe and completely risk-free spreading of shock absorber mountings and steering parts.

145









Description

- Specifically suitable for carefully widening clamps on aluminium chassis.
- For example, the spreader has a fixed hinge and is firmly attached to a control arm after installation so that the assembly and disassembly of the strut can be accomplished with no additional effort in one job step.
- It is impossible for the tool to slip thanks to the screw connection on the control arm or supporting rod.
- The design facilitates compliance with the expansion force specified by the automotive industry by means of a ball bearing mounted nut.
- Mechanical pressure screw.

Advantage


- In particular, for very close and difficult space conditions, the small and maneuverable tool is a problem solver in every workshop.
- The use of chisels, screwdrivers, or complicated special solutions is not necessary.

Art.-No.		 mm	 mm	 mm	 mm	 mm
145-2	-123337	75	M10	17	5	59,5
145-3	-001420	90	M12	19	5	71,0

Pin drive

To drive out pins and similar parts.

720















Description

- chrome-plated surface
- Specially tempered extra chrome vanadium steel ensures a long service life and reduces "mushrooming".
- Quick determination of sizes with a color code

Advantage

- The curved shape of the handle ensures optimal grip and prevents slippage of the tool, also ensuring particularly safe work conditions.

Art.-No.		 mm	 mm	 mm	 mm	
720-002	-103216	2	42	150	11	
720-003	-103230	3	44	150	11	
720-004	-103247	4	45	150	11	
720-005	-103254	5	48	150	11	
720-006	-103261	6	48	150	11	
720-008	-103278	8	49	150	11	

Pin drive set

To drive out pins and similar parts.

720








Description

- The set includes six pin drives with various diameters.
- chrome-plated surface
- Specially tempered extra chrome vanadium steel ensures a long service life and reduces "mushrooming".
- Quick determination of sizes with a color code

Advantage

- The curved shape of the handle ensures optimal grip and prevents slippage of the tool, also ensuring particularly safe work conditions.
- Organized storage in a practical metal case.

Art.-No.		 mm	 mm	 mm	 mm
720-028	-058714	2; 3; 4; 5; 6; 8	42; 44; 45; 48; 48; 49	150	11



Workshop tool trolley, K-CubeBoxx

that can be combined with drawers for the proven KUKKO L-BOXX system.



The new KUKKO workshop car system is an ideal complement to the traditional wall panel. The stability of the trolley is due to the base frame. Additional advantages include its mobile use for repairs directly on the vehicle or using it for orderly, central storage of pulling tools in the operation. The system can be individually combined with Sortimo boxes from the KUKKO product range or from other manufacturers.



KUKKO L-Boxxen **not** included.

Description:


- Tilt-resistant with stable design.
- Smooth and stable load castors, including two with brakes.
- Simple loading of extracts with KUKKO-L-Boxx cases.
- Fully assembled prior to delivery, including black rubber mat in the storage compartment.

Advantage:

- Ideal work height for use in workshops and industry.
- Smooth-running extracts and self-closing mechanism for the drawers.
- KUKKO L-BOXX - quickly and easily adjustable with quick locking mechanism.





 Special tools for the automotive and truck sector.

- Axles
- Brakes
- Springs
- Pistons
- Steering wheel
- Hubs
- Scheibenwischer/Windshield wipers





Automotive Special

Automotive Spezial

08

Thread repair.....	142
Gewindereparatur	
Tools for removal of axles.....	143
Werkzeuge für den Ausbau von Achsen	
Tools for exhaust systems.....	146
Werkzeuge für Auspuffanlagen	
Tools for brake systems.....	144
Werkzeuge für Bremsanlagen	
Spring compressor.....	145
Federspanner	
Tools for piston rings.....	146
Werkzeuge für Kolbenringe	
Steering wheel pullers.....	147
Lenkradabzieher	
Oil filter wrench.....	149
Ölfilterschlüssel	
Hub and rim puller.....	150
Radnaben- und Felgenabzieher	
Tools for exchanging wipers.....	152
Werkzeuge für Scheibenwischeraustausch	
Others Automotive.....	153
Sonstiges Automotive	

08






KUKKO Thread Repair Set

For producing heavy-duty screw joints for distorted interior threading.

K-58









Description

- Fully-equipped with drill holder, 4 drills, 4 cutters, 4 thread cutters, 4 insertion tools and organic multi-oil spray.
- For metric threads M5, M6, M8 and M10.
- The original insert sleeve from the USA is made from a solid steel bushing manufactured from whole material.
- Instructions on the cover.
- Secure storage in special foam.

Advantage

- The shape of the bushing prevents unscrewing.
- The bond eliminates the need for additional mounting in the workpiece and provides stability without extra space requirement.
- Also capable of repairing short and small threads.
- The synchronous threading also enables thin wall thicknesses to be repaired.
- Thread Repair can do more than just repairs, it can also be used as a fully functional thread in new workpieces (during a production process).


Art.-No.	 40211761	 mm	 mm	 mm	 Stück	
K-58-M05-M10	-038853	M5 - M10	0,8 - 1,0	7,6 - 15	8x5	i-Boxx

KUKKO Thread Repair System in the TANOS® - Systainer

ST

For producing heavy-duty screw joints for distorted interior threading.

58









Description

- The original insert sleeve from the USA is made from a solid steel bushing manufactured from whole material.
- Instructions on the cover.
- Secure storage in special foam.

Advantage

- The shape of the bushing prevents unscrewing.
- The bond eliminates the need for additional mounting in the workpiece and provides stability without extra space requirement.
- Also capable of repairing short and small threads.
- The synchronous threading also enables thin wall thicknesses to be repaired.
- Thread Repair can do more than just repairs, it can also be used as a fully functional thread in new workpieces (during a production process).

Art.-No.	 40211761	 inch	 inch	 inch	 St. / pcs.	
58-UNC10	-690419	10" 10"	24 Gang 24 Gang	0,30 0,37	5 5	Tanos® - Systainer
58-UNC12	-690518	1/2" 1/2"	13 Gang 13 Gang	0,65 1,00	5 5	Tanos® - Systainer
58-UNC14	-690617	1/4" 1/4"	20 Gang 20 Gang	0,38 0,50	5 5	Tanos® - Systainer
58-UNC38	-690716	3/8" 3/8"	16 Gang 16 Gang	0,52 0,75	5 5	Tanos® - Systainer
58-UNC58	-690921	5/8" 5/8"	11 Gang 11 Gang	0,85 1,25	5 5	Tanos® - Systainer
58-UNC516	-690815	5/16" 5/16"	18 Gang 18 Gang	0,45 0,62	5 5	Tanos® - Systainer
58-UNC716	-691027	7/16" 7/16"	14 Gang 14 Gang	0,60 0,87	5 5	Tanos® - Systainer
58-UNC916	-695025	9/16" 9/16"	12 Gang 12 Gang	0,75 1,12	5 5	Tanos® - Systainer



Pulling device

ST

For removing hubs on SAF and BPW axes for cars and commercial vehicles

226





Description

- Screw adapters (pairs): M18x1,5 / M20x1,5 / M22x1,5
- Pressure pads and extensions includes in the set.

Advantage

- Almost all components available as replacement parts, time-saving order process thanks to numbering system.

Art.-No.		M18 x 1,5	M20 x 1,5	M22 x 1,5	 mm
226-4/11	-831362	DAF, Daimler, Faun, IVECO, EVO Bus, Setra, MAN, VW LT35, 40, 45, 50	Auwärter, DAF, Daimler, Faun, IVECO, EVO Bus, Setra, MAN, Steyr-Daimler-Puch, VOLVO, Anhänger	Auwärter, Bedford, DAF, Daimler, Faun, IVECO, EVO Bus, RVI, Setra, MAN, Steyr-Daimler-Puch, VOLVO,	90x30; 110x30

Pulling device for truck axles, in case

ST

For removing hubs on SAF and BPW axes for cars and commercial vehicles

K-226



hydraulic
TECHNOLOGY





Description

- Auxiliary hydraulic ram
- Screw adapters (pairs): M18x1,5 / M20x1,5 / M22x1,5
- Pressure pads and extensions includes in the set.

Advantage

- Almost all components available as replacement parts, time-saving order process thanks to numbering system.

Art.-No.	M18 x 1,5	M20 x 1,5	M22 x 1,5	 mm	max. t	mit with	
K-226-4/12	DAF, Daimler, Faun, IVECO, EVO Bus, Setra, MAN, VW LT35, 40, 45, 50	Auwärter, DAF, Daimler, Faun, IVECO, EVO Bus, Setra, MAN, Steyr-Daimler-Puch, VOLVO, Anhänger	Auwärter, Bedford, DAF, Daimler, Faun, IVECO, EVO Bus, RVI, Setra, MAN, Steyr-Daimler-Puch, VOLVO,	90x30; 110x30	15	226-4/11 9-2	Kunststoff / Plastic

Flang type axle puller

ST





230



230-S

230



Art.-No.		 mm	 mm	 mm
230	-031038	4-14	100 - 150	265
230-S	-893377	4-14	100 - 150	-






Brake caliper tools set

ST

For quick, timesaving repair.

126





Description

- Pulling hook for brake linings.
- Piston resetting equipment for controlled, damage-free and tilt-free resetting of the pistons on disc brakes in cars, motorcycles and trucks with fixed-caliper disc brakes.
- Brake piston bracket allows the reset brake pistons to be held in place during installation and removal of the brake caliper with the brake hose connected.
- Piston turning pliers, for accurate adjustment of the piston heel with disc brakes and to screw the piston back in brake calipers with integrated parking brake.
- Brake caliper brush to clean the brake caliper from brake wear when replacing the coverings.

Advantage

- Almost all components available as replacement parts, time-saving order process thanks to numbering system.

Art.-No.			Stück pieces
126-10	-534966	126-00, 126-01, 126-02, 126-03, 126-04, 127	6

Disk brake pad remover


ST

123



Advantage

- The tool allows the removal of stuck brake pads from the fixed caliper of disc brakes.


Art.-No.		Bezeichnung description	L mm
123	-270789	Mercedes	
123-2	-431586	Vierkant / Square profile	400 x 14
123-3	-804243	Sechskant / Hexagon profile	400 x 17

2-jaw puller for brake linkage adjusters

ST

For removing particularly tight ball bearings, bearing rings and workpieces.

204-30






Description

- Note: Pressure pads from series 600-17 are a good addition if the shaft is hollow and the spindle cannot be supported.
- Milled thread treated with special coating.

Advantage

- Clamps increase the pressure of the hooks significantly and prevent the puller from slipping.
- Almost all components available as replacement parts, time-saving order process thanks to numbering system.

Art.-No.				für for
		mm	mm	
204-30	-914379	150	140	für Achsen an LKW-Anhängern



Brake piston retractor

ST

For 6-piston brake callipers

126-15







Description

- Heavy design for retraction of the high-performance brake callipers in heavy or extremely high-performance vehicles.
- The solid design ensures that all pistons are retracted synchronously.

Advantage

- With a universal fit, the retractor is suitable for the following vehicles: Touareg, Phaeton, Porsche Cayenne, Audi A8, Q7, BMW M3, etc.


Art.-No.				
		mm	mm	mm
126-15	-018954	73	134	174

Set of stud pulling devices with screw adapters

ST

For pulling bolts, such as brake shoe bolts or spring bolts, on commercial vehicles.

225








Description

- Solid design with 7 kg slide hammer.
- Set with 7 thread inserts.

Advantage

- Even solid bolts can be removed with the large slide hammer.
- Good handling due to the two handles.
- Versatile use due to the large selection of thread sizes.


Art.-No.					
		M16 x 1,5	M16x1,5	M8x1; M10x1; M14x2; 14x1,5; M16x2; M16x1,5; M20x1,5	GE81-1615, GE101-1615, GE142-1615, GE1615-1615, GE1415-1615, GE162-1615, GE2015-1615, 225-GH
225	-019470	M16 x 1,5	M16x1,5	M8x1; M10x1; M14x2; 14x1,5; M16x2; M16x1,5; M20x1,5	GE81-1615, GE101-1615, GE142-1615, GE1615-1615, GE1415-1615, GE162-1615, GE2015-1615, 225-GH

Spring compressor "Universal"

ST

For dismounting of coil springs.

65






Description

- Connecting bracket is adjustable.

Advantage

- Does not take up much space.


Art.-No.				max. t
		mm	mm	t
65-0	-020636	110 - 180	100 - 200	2
65-1	-020711	110 - 180	100 - 300	2
65-2	-020896	110 - 180	100 - 400	2

Spring compressor "MacPherson"

ST

For dismounting of coil springs.

66






Description

- Connecting bracket is adjustable.
- Item 66-3 consists of the spring compressor item 66-2 and two additional, short thread rods.

Advantage

- Does not take up much space.

Art.-No.				max. t
		mm	mm	t
66-1	-020971	110 - 180	100 - 250	2,5
66-2	-170201	110 - 180	100 - 400	2,5
66-3	-170386	110 - 180	100 - 400	2,5

08






Clamp spring spreader for VW-exhaust system

ST

119



Art.-No.		für for
119-0	-248368	VW

Set of clamp spring tension wedges for VW-exhaust system

ST

119



Art.-No.		für for
119-1	-365904	VW




Piston ring compressor

ST

For tensioning the piston rings when mounting the pistons in the cylinder.

100



Art.-No.		 mm	 mm
100-0	-428203	40 - 75	50
100-1	-022203	57 - 125	80
100-2	-022388	90 - 175	80
100-3	-022463	90 - 175	165

KUKKO

Special grease for pressure spindles



KSF-69






Piston ring spreaders

ST

For spreading the piston rings.

101



Art.-No.	 4021176	 mm	 mm
101-1	-022531	50 - 100	200
101-2	-022616	90 - 150	240

Piston pin driver

ST

For gentle insertion and removal of the piston pins.

102





Description

- Item 102-0 with two additional pressure pads.
- Item 102-1 with three additional pressure pads.

Advantage

- Pistons will not be damaged.

Art.-No.	 4021176	 mm
102-0	-170874	38
102-1	-022791	100

Universal piston ring spreader

ST

for efficient assembly of piston rings

101-3





Description

- With scale for reading the spread and locking bolt.

Advantage

- Stop screw for limiting the respective spreading setting for the piston ring.
- No increased wear of the cylinder wall through deformed piston rings
- No oil leakage due to increased cylinder wear
- No piston ring cracks due to overstretching during spreading.
- No piston seizure due to piston ring fractures.

Art.-No.	 4021176	 mm
101-3	-974489	60 - 140

Steering wheel pullers

ST

31





Description

- Particularly strong design for the strongest loads.

Advantage

- Exchangeable inlay rings.
- Almost all components available as replacement parts, time-saving order process thanks to numbering system.

Art.-No.	 4021176	 mm
31-1	-013881	22
31-2	-013966	22





Steering wheel puller for steering wheel with spokes

ST

32






Description

- For steering wheels with three or four spokes

Advantage

- With one tensile ring each in 100 and 150 mm diameter for steering wheels with three or four spokes
- Almost all components available as replacement parts, time-saving order process thanks to numbering system.

Art.-No.		 mm	 mm
32-1	-014048	100	17
32-2	-014123	120	19

Steering wheel pullers

For cars with narrow puller slits.

ST

33







Description

- One pair of short puller hooks for sports steering wheels.
- One pair of long puller hooks for standard steering wheels.

Advantage

- Cap for protection of the thread in the steering column.
- Almost all components available as replacement parts, time-saving order process thanks to numbering system.

Art.-No.		 mm	 mm	 mm	für for
33	-014208	50 - 150	90,130	17	Opel

Steering wheel pullers

For universal application with steering wheels with large puller slits.

ST

34



34-0



34-1






Description

- Model 34-0 with one pair of short puller hooks (87 mm)
- Model 34-1 with one pair of short puller hooks (87 mm) and one pair of long puller hooks (135 mm)

Advantage

- Cap for protection of the thread in the steering column.
- Almost all components available as replacement parts, time-saving order process thanks to numbering system.

Art.-No.		 mm	 mm	für for
34-0	-865879	35-90	17	GM 3/Opel
34-1	-865886	35-90	17	Universal

Universal drop arm puller

For removing drop arms from medium and heavy commercial vehicles.

ST

204-44







Description

- Mechanical pressure screw.
- Milled thread treated with special coating.

Advantage

- With increasing spindle pressure, the pulling hooks clasp the part to be removed with an increasing amount of force.
- Almost all components available as replacement parts, time-saving order process thanks to numbering system.

Art.-No.		 mm	 mm	 mm	für for
204-44	-969539	90	70	24	für mittlere und schwere Nutzfahrzeuge for medium-sized and heavy utility vehicles



Strap wrench

ST

To loosen the oil filter.

104




Description

- Chrome-plated
- With strong, non-slip fabric tape and rubber grip.

Advantage

- Extra wide =25 mm



Art.-No.		Ø
104	-023606	180

Chain wrench

ST

104



Art.-No.		Ø	
104-32	-790751	0-110	24

Oil filter wrench

ST

To disconnect the oil filter and other round screwed joints.

105




105-0

105-1



Description

- Steel tape is adjustable.
- Item 105-0 with rugged handle grip for quick application.
- Item 105-1 with space-saving square drive for working in the tightest spaces.

Art.-No.		Ø
105-0	-023866	70-110
105-1	-175749	70-110

Oil filter wrench

ST

To disconnect the oil filter and other round screwed joints.

108



108-1

108-2

108-3







Description

- Extremely strong and rugged oil filter claws.
- Designs with profile claw.
- Drive via external hexagon or square drive (female).

Advantage

- Universal use also in hard-to-reach places.

Art.-No.		Ø			
108-1	-760426	60-100	10	12,5	21
108-2	-965487	65-120	10	12,5	21
108-3	-967900	90-140	12,5	12,5	-






Universal hub puller





For cars and trucks with 250 mm bolt circle.

38



Advantage

- Protection of the wheel studs with the movable nut pocket.
- Short hydraulic spindle series 800 for simple work can also be used as an option.
- Almost all components available as replacement parts, time-saving order process thanks to numbering system.

Art.-No.	 4021176	 mm	 Stück	 mm
38	-014383	250	5	27

ST

Universal hub puller, impact-/shock design




For cars and trucks with 225 mm bolt circle.

40



Advantage

- The spindle runs in an axially moveable mounted threaded bushing, if the spindle head needs to be pounded t to loosen the wheel hub.
- Almost all components available as replacement parts, time-saving order process thanks to numbering system.

Art.-No.	 4021176	 mm	 Stück
40-3	-014611	225	3
40-5	-014956	225	5

ST

Hydraulic hub puller

Universal application for removing hubs from cars and trucks

10-A



incl.







Description

- Damage to the wheel bolts can be prevented by using different sized index plates.
- Possible to adjust the jaws to two different lengths
- With centering-pin and 50, 100 and 150 mm extension pieces

Advantage

- Easy handling
- Flexibility through variably sized index plates
- Protection of wheel bolts through consistently flush captive-nut retainers

Art.-No.	 4021176	 mm	 Stück	max. t	
10-A	-005626	250	6	20	L-Boxx
10-G	-005701	350	7	20	L-Boxx

ST

Hydraulic wheel puller for low-floor bus: MB Citaro, MAN, Neoplan

Safe and fast disassembly of the hub on commercial vehicles and buses.

Y-60-100







Description

- Bolt circle disc with different radii and bore diameters.
- 30-tonne cylinder ram

Advantage

- Very tight, difficult-to-remove hubs are loosened.
- Gentle removal process.
- Arranged and space-efficient custody in the suitcase.
- Almost all components available as replacement parts, time-saving order process thanks to numbering system.

Art.-No.	 4021176		max. t	für for		Stück pieces	
Y-60-100	-356780	M16; M18; M20	30	ZF A, B und C-Achsen (Typ AV132) RL 75 E, RL 75 EC ; ZF A, B and C-Axes (type AV132) RL 75 E, RL 75 EC	YHP-321	22	L-Boxx

HY



Hub puller

ST

Universal application for removing hubs from cars and trucks

10-M






Description

- Heavy-duty mechanical design
- Possible to adjust the jaws to two different lengths

Advantage

- Easy handling
- Flexibility through variably sized index plates
- Protection of wheel bolts through consistently flush captive-nut retainers

Art.-No.				max.
		mm	Stück	t
10-M	-862311	350	6	15

Bracket hook with slide hammer

ST

Specially profiled bracket hooks for releasing the control arm from the suspension joint clamp and body work.

229







Description

- Bracket hook with slide hammer
- Extra heavy, with 5 kg impact weight.

Advantage

- Can be combined with series 229 for disassembly of the wheel hub.
- TIP: 22-0-2 The impact of the slide hammer can be increased by increments of 3 kg by screwing in one or multiple supplementary weights 22-0-2-100.
- Almost all components available as replacement parts, time-saving order process thanks to numbering system.

Art.-No.				
		mm		
229-1	-995002	340	229-03	22-0-2, 229-01

Hub puller with slide hammer (4 and 5 hole hub)

For pulling all 4 and 5-hole hubs on almost all passenger car models.

229









Description

- The flange is equipped with variable spaced slits for standard screw use.
- For pulling all 4 and 5-hole hubs for VW, Audi, Seat, Skoda, Opel, Volvo, Fiat, Renault etc.

Advantage

- Almost all components available as replacement parts, time-saving order process thanks to numbering system.

Art.-No.						
		mm	mm	mm		
229-1-2	-545733	97-145	14	340	229-01	22-0-2, 229-03

Hydraulic hub puller


ST

For pulling all 4 and 5-hole hubs on almost all passenger car models.

229



hydraulic
TECHNOLOGY







Description

- The flange is equipped with variable spaced slits for standard screw use.
- For pulling all 4 and 5-hole hubs for VW, Audi, Seat, Skoda, Opel, Volvo, Fiat, Renault etc.

Advantage

- Also for extracting drive shafts for vehicles with front wheel drive.
- This puller can be driven by the 22-0-2 slide hammer instead of the hydraulic spindle.
- Almost all components available as replacement parts, time-saving order process thanks to numbering system.

Art.-No.				max.	
		mm	mm	t	
229-2	-995026	97 - 145	0-14	10	22-0-2, 229-3/20
229-3	-995033	97 - 145	0-14	15	22-0-2, 229-3/20



1.



For pulling all 4 and 5-hole hubs on almost all passenger car models.

2.



For safe and simple disassembly of the bearing inner race.



Universal whiper-arm puller

ST

For pulling tight-fitting, rusted and deep-set windscreen whiper arms.

128-F-SW






Description

- Mechanical pressure screw.
- Milled thread treated with special coating.

Advantage

- Suitable for front and rear wipers with the washing fluid hose passing through the hub.
- Almost all components available as replacement parts, time-saving order process thanks to numbering system.

Art.-No.		 mm	 mm
128-F-SW	-971242	60	50

Universal wiper arm puller

ST

For pulling tight-fitting, rusted and deep-set windscreen whiper arms.

142








Description

- The one-piece bell-shaped design fits on all VW, Audi, Seat, Skoda and other models.
- Shaped for optimal fit with all commonly used types of wiper arms.

Advantage

- Windshield wiper arms can be pulled without removing the bonnet.
- The threaded spindles are guided by a movable bush, which allow the puller to be fitted to the edge of the arm at the start and in the middle at the end of the removal process.
- Special threads enable especially high pulling forces.
- Solid, single-piece milled body for high strength.
- No damage to wiper arm, shaft, etc.

Art.-No.		 mm	 mm	 mm	 mm
142-1	-555572	15	64,5	2,5	47,5
142-2	-555602	23,5	65	3	48
142-3	-555619	15	46	2,5	29
142-4	-555626	26,5	30	5	16

Universal wiper arm puller sets

ST


General purpose set used for pulling tight-fitting, rusted and deep-set windscreen whiper arms.

K-142



K-142/4

K-142/6













Description

- The one-piece bell-shaped design fits on all VW, Audi, Seat, Skoda and other models.
- Shaped for optimal fit with all commonly used types of wiper arms.
- Mechanical pressure screw.
- Milled thread treated with special coating.
- Instructions on the cover.

Advantage

- Windshield wiper arms can be pulled without removing the bonnet.
- The threaded spindles are guided by a movable bush, which allow the puller to be fitted to the edge of the arm at the start and in the middle at the end of the removal process.
- Suitable for front and rear wipers with the washing fluid hose passing through the hub.
- Special threads enable especially high pulling forces.
- Solid, single-piece milled body for high strength.

Art.-No.	 mm	 mm	 mm	 mm	 mm	 mm		Stück pieces	
K-142/6	60	50	15-26,5	30-64,5	2,5-5	16 - 48		8	i-Boxx
K-142/4	60	50	15; 26,5	30; 64,5	2,5; 5	16; 47,5		4	L-Boxx MINI




2-jaw puller

ST

For VW/Audi coupling gear combination from construction year 2007.

20-V







Description

- With slim but strong special hooks and retrofittable side clamp for VW/Audi coupling gear combination from construction year 2007.
- Can be used for many gears and ball bearings where standard pullers cannot be used.
- Mechanical pressure spindle
- Milled thread treated with special coating.
- Optimal adjustment of the spindle to the shaft with 2-sided spindle top.

Advantage

- Clamps increase the pressure of the hooks significantly.
- Spindle head band prevents the wrench from slipping off.
- Safe, fast and efficient disassembly.

Art.-No.		 mm	 mm	 mm	max. t
20-10-V	-907944	120	100	17	4,5

Battery terminal puller

ST

For removing battery terminals.

48






Description

- One-hand automatic system.
- Thin pulling hooks.
- Two-arm design for space-saving operation.
- Mechanical pressure screw.
- Milled thread treated with special coating.

Advantage

- The one-hand automatics allow for safe work even in tight spaces.
- The thin pulling hooks are suitable for narrow, difficult-to-access locations.

Art.-No.		 mm	 mm
48	-170539	60	40

2-jaw puller "Cobra" for inner races with side clamp

ST

For safe and simple disassembly of the bearing inner race.

204-V







Description

- Adapter fits on all common axial holes, e.g. on VAG and other models.
- Puller hooks are specially hardened and smoothed.
- With integrated clamp.
- Mechanical pressure screw.
- Milled thread treated with special coating.

Advantage

- When the tension clamp is tightened, the pulling jaws grip below the part to be removed and loosen it before the actual removal process.
- Clamps increase the pressure of the hooks significantly.
- Spindle head band prevents the wrench from slipping off.
- Safe, fast and efficient disassembly.
- No cut-off grinding, chiselling or hammering required

Art.-No.		 mm	 mm	 mm
204-V	-974533	90	100	22



1.



229 For pulling all 4 and 5-hole hubs on almost all passenger car models.

2.



204-V For safe and simple disassembly of the bearing inner race.

08





Puller for cam wheels (VW/Audi)

ST

For removing the camshaft sprockets.

118




Description

- Four special pulling claws.
- Mechanical pressure screw.
- Milled thread treated with special coating.

Advantage

- Spindle head band prevents the wrench from slipping off.
- Almost all components available as replacement parts, time-saving order process thanks to numbering system.

Art.-No.		für for
118-0	-860904	TDI (4-6-8 Zyl., V6, V8
118-1	-989636	FSI; 2 Liter

Valve lifters

ST

For OHV engines.

103



103-1



103-2

103-3



Description

- Item 103-1 designed with straight claws.
- Item 103-2 and 103-3 designed with straight and curved claws.
- Item 103-3 for used in large cars and delivery vans.


Art.-No.		 mm
103-1	-022876	60 - 230
103-2	-022951	40 - 230
103-3	-023378	115 - 290

Clipping device for fluid hoses

ST

116



Art.-No.		Ø mm
116-20	-971631	5-20


2-jaw puller for vibration dampers with quick adjusting jaws

ST

124



124-20-A





Description

- Pulling hook with quick adjusting capability quick adjust.
- Pulling hooks with infinitely variable adjustment on the cross-beam.
- Two-arm design for space-saving operation.
- Parallel pulling hooks in every position, even with full load.
- Mechanical pressure screw.

Advantage

- Can be installed on various pulling hooks.
- Variable reach thanks to jaw extensions, available up to a puller size of -30.
- Spindle head band prevents the wrench from slipping off.
- Cross-beam with hexagonal profile for good grip.
- Suitable for pulling asymmetric workpieces.

Art.-No.		 mm	Bezeichnung description
124-20-A	-985140	200	VW T4; VAG Transporter (96)
124-20-B	-985157	225	VW T4; VAG Transporter (96)
124-20-U	-985164	45 - 200	universal



Passenger car V-belt pulley set for all passenger car types

ST

For multi-grooved pulleys up to 195 mm diameter.

124-K



Description

- Two-arm design for space-saving operation.
- Parallel pulling hooks in every position, even with full load.
- Mechanical pressure screw.
- Milled thread treated with special coating.

Advantage

- Universally applicable for most vehicle types.
- Spindle head band prevents the wrench from slipping off.
- Almost all components available as replacement parts, time-saving order process thanks to numbering system.

Art.-No.			
124-K	-736841	mm 195	mm 68 - 88

Detaching tool for car-door inside panel

ST

134



Description

- 2--component handle.

Advantage

- Practical tool for professional removal of vehicle trim.

Art.-No.			
134	-975981	mm 175	mm 285

Deflection tool for injectors

ST

230-I



Art.-No.			für for
230-I	-977626	mm 280	MB CDI

3-jaw puller with self-centering jaws

ST

For safe and damage-free removal of plugged wheel covers, dust and grease covers.

225-SK



Description

- Spring-loaded, special shape with self-centring pulling jaws.
- The quick-release lock allowed a fast replacement of the jaws.

Advantage

- Particularly well-suited for narrow grooves on dust and grease covers
- The extractor can be combined with the KUKKO counterstay 22-2 and with slide hammer 22-0-1.

Art.-No.				
225-SK	-324215	mm 65	mm 15	22-0-1, 22-2





3-jaw puller with self-centering jaws

ST

For removing bearings, gears, discs, etc.

225



AUTOGRIP
TECHNOLOGY







Description

- Spring-loaded, special shape with self-centring pulling jaws.
- The quick-release lock allowed a fast replacement of the jaws.

Advantage

- Spring-loaded hooks hold the device in place on the object to be pulled.
- The extractors can be combined with the KUKKO counterstays 22-2, 22-3 and with slide hammers 22-0-1.

Art.-No.		 mm	 mm	
225-1	-123405	30 - 50	25	22-0-1, 22-2
225-2	-123412	50 - 70	25	22-0-1, 22-2
225-3	-123429	70 - 90	30	22-0-1, 22-2



Chain splitting and riveting tool

ST

For splitting and riveting single strand roller chains.

59








Description

- For single strand roller chains per DIN 8187 and a bolt diameter of 3.28 – 5.72 mm
- The frame of the motorcycle (frame, swing arm) often makes it necessary to separate the chain directly on the vehicle. Use of "inappropriate" tools such as screwdrivers or something similar is very likely to result in injury.

Advantage

- Set includes a pressure adapter to properly adjust the distance of the riveting bolts. This ensures there is never too much pressure on the chain during attachment.

Art.-No.		 mm	 mm		Stück pieces	
K-59-1/14	-000461	3,28 - 5,72	6,3 - 19	59-1, 59-1-1, 59-1-2, 58-1	14	i-Boxx

Steering head bearing fitting tool kit

ST

For installation of steering head bearings on motorcycles

71-M









Description

- Set is suitable for all motorcycles.
- The following are also included in the set: 1 sealing grip device for hoses.
- Specifically intended for the replacement of the steering head bearing.
- Instructions and conversion table in the cover.
- Secure storage in special foam.

Advantage

- The special shape of the impact ring allows for the power to be transmitted only to the internal ring during pressing or hammering of the tapered roller bearing.
- This means that the bearing cage will not be destroyed.
- The combination of impact ring and impact sleeve required for the installation of the ball bearing can be found in the table inside the case cover.
- The axes, bearing casings and gaskets of the bearing will not be damaged.
- The impact rings have a rubber ring and ensure locking at the strike pipes.

Art.-No.		 mm	 Stück	 mm	 mm	 Stück
71-M	-772788	25 - 35	1	32	360	4

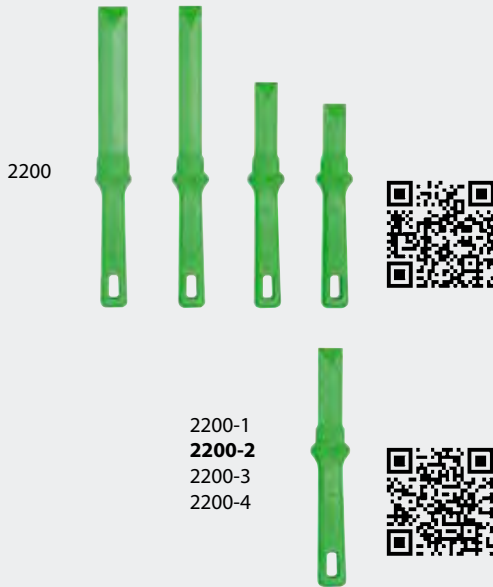


Single soft scraper

ST

For the careful removal of bonded weights, bonded protective strips, stickers, vignettes, etc.

2200





Description

- Professional quality made from POM (polyoxymethylene).
- Particularly sharp due to polished scraper blade.
- Reinforced connection between handle and blade.
- Good surface feel due to ergonomic handle.
- Slip protection.

Advantage

- Does not damage surfaces.
- Robust blade, can be sharpened.
- Solvent-resistant.

Art.-No.		 mm	Stück pieces
2200	-001611	22 x 60; 22 x 80; 22 x 150; 28 x 150	4
2200-1	-324284	22 x 60	1
2200-2	-324291	22 x 80	1
2200-3	-324307	22 x 150	1
2200-4	-324314	28 x 150	1

Pulse wheel puller

ST



For the maintenance and servicing of alternators and ignition systems.

98



Description

- Mechanical pressure screw.
- Milled thread treated with special coating.

Art.-No.			$\overset{L}{\longleftrightarrow}$ mm
98-1	-433719	M27x1,0	55
98-2	-433733	M26x1,5; M22x1,5	55

Bolt hole puncher

ST

For uniform, deformation-free punching of sheet metal, such as steel, V2A, copper and aluminum.

121




Description

- Guaranteed long service life
- Material thickness up to max. 4 mm
- Special grade tool steel, burnished

Advantage

- Ideal for hard to reach places, such as in switch cabinets, junction boxes, instrument panels, sinks basins, vehicle bodies

Art.-No.		\emptyset mm
121-182	-831379	18,2
121-260	-831386	26
121-266	-403187	26,6
121-319	-403194	31,9
121-326	-403200	32,6
121-389	-403224	38,9
121-190	-079092	19
121-200	-202544	20
121-225	-202575	22,5
121-184	-403163	18,4
121-293	-058776	29,3
121-265	-058752	26,5
121-186	-058745	18,6





Extractor

Ausdreher

09

Bolt extractors.....	160
Schraubenausdreher	
Stud Extractors.....	162
Stehbolzen-Ausdreher.	



09





Bolt extractors with drills and drill-guide

ST




to bore out worn bolts, etc.

49-U



Advantage

- Almost all components available as replacement parts, time-saving order process thanks to numbering system.

Art.-No.			 mm
49-U-11	-799549	M5- M7	3,2
49-U-12	-799624	M8 - M9	4,8
49-U-13	-799709	M10 - M10	6,4
49-U-14	-799884	M12 - M12	8,0
49-U-15	-799969	M 14 - M 16	8,7

Bolt extractor set

ST

Universal set for drill out worn bolts, etc.

49-U-B







Description

- Instructions and conversion table in the cover.
- Secure storage in special foam.
- Personal KUKKO-Chip-Code.

Advantage

- Practical package for universal use.
- Complete easy-to-manage package.
- Almost all components available as replacement parts, time-saving order process thanks to numbering system.

Art.-No.			 mm		Stück pieces
49-U-B	-799136	M5 - M16	3,2 - 8,7	L-Boxx MINI	25

Bolt extractors "Super Traction"

ST

To drill out worn bolts with right-hand thread, etc.

49-T





Description

- Chrome vanadium steel
- Square for operation with a tap spanner and an open-end spanner.

Advantage

- Narrow grooves offer better traction for convenient operation.

Art.-No.		 mm
49-T-1	-758461	4 - 5
49-T-2	-758539	5 - 7
49-T-3	-758614	8 - 12
49-T-4	-758799	12 - 14
49-T-5	-758874	16 - 20



Bolt extractor set "Super Traction"

ST

To drill out worn bolts with right-hand thread, etc., in a set.

49-T-A






Description

- Chrome vanadium steel
- Square for operation with a tap spanner and an open-end spanner.

Advantage

- Narrow grooves offer better traction for convenient operation.

Art.-No.	 4021176	 mm	Stück pieces	
49-T-A	-758959	4 - 20	5	Kunststoff / Plastic

Bolt extractors, american shape with broad flutes

ST

To drill out worn bolts with right-hand thread, etc.

49





Description

- Chrome vanadium steel
- Square for operation with a tap spanner and an open-end spanner.

Advantage

- Wide grooves for soft materials, e.g. brass, aluminum, VA, etc.

Art.-No.	 4021176	 mm
49-01	-490569	3 - 6
49-02	-490644	6 - 8
49-03	-490729	8 - 11
49-04	-490804	11 - 14
49-05	-490989	14 - 18
49-06	-491061	18 - 24

Bolt extractor set, american shape with broad flutes

ST

To drill out worn bolts with right-hand thread, etc., in a set.

49-0-S





Description

- Chrome vanadium steel
- Square for operation with a tap spanner and an open-end spanner.

Advantage

- Wide grooves for soft materials, e.g. brass, aluminum, VA, etc.

Art.-No.	 4021176	 mm	Stück pieces
49-0-S	-491146	3 - 24	6

Bolt extractors german, shape with narrow flutes

ST

To drill out worn bolts with right-hand thread, etc.

49






Description

- Chrome vanadium steel
- Square for operation with a tap spanner and an open-end spanner.

Advantage

- Fine grooves offer better traction for convenient operation.

Art.-No.	 4021176	 mm	
49-1	-018008	3 - 6	1,8
49-2	-018183	6 - 8	3,2
49-3	-018268	8 - 11	4,5
49-4	-018343	11 - 14	6,5
49-5	-018428	14 - 18	8,5
49-6	-018596	18 - 24	12,0
49-7	-018671	24 - 33	15,3
49-8	-018756	33 - 45	20,0
49-9	-018831	45 - 52	25,0

09



Bolt extractor sets

ST

To drill out worn bolts with right-hand thread, etc., in a set.

49






Description

- Chrome vanadium steel
- Square for operation with a tap spanner and an open-end spanner.

Advantage

- Fine grooves offer better traction for convenient operation.

Art.-No.		 mm	Stück pieces	
49-A	-018916	3 - 18	5	Kunststoff / Plastic
49-B	-019098	3 - 24	6	Kunststoff / Plastic
49-C	-019173	3 - 45	8	Kunststoff / Plastic

Stud pullers with internal serration

ST

For extracting stud bolts or torn parts.

50






Description

- The knurling wheel presses the stud bolt securely against the internal serration.

Advantage

- While being bored out, the stud bolt is located in the key area and cannot break off.

Art.-No.		 mm	 mm
50-1	-019258	5 - 10	17
50-2	-019333	8 - 19	27
50-3	-019418	18 - 25	36

Stud pullers with internal serration

ST

For extracting out stud bolts or torn parts.

51






Description

- The knurling wheel presses the stud bolt securely against the internal serration.

Advantage

- While being bored out, the stud bolt is located in the key area and cannot break off.

Art.-No.		 mm	 mm
51-1	-019586	5 - 10	19
51-2	-019661	8 - 19	19
51-3	-019746	18 - 25	19

Stud puller with extra wide working range

ST

For extracting stud bolts or torn parts.

52






Description

- The knurling wheel presses the stud bolt securely against the internal serration.
- Extra large working range.

Advantage

- While being bored out, the stud bolt is located in the key area and cannot break off.

Art.-No.		 mm	 mm
52	-019821	5 - 19	19



Stud pullers for confined spaces

ST






For extracting stud bolts or torn parts.

53



Advantage

- Extra large working range.
- Use in cramped spaces.

Art.-No.	 4021176	 mm	 mm	 mm	 mm
53-5	-137860	5	24	65	21
53-6	-342318	6	24	65	21
53-7	-866234	7	24	65	21
53-8	-342493	8	24	65	21
53-10	-342561	10	28	75	21
53-12	-342646	12	28	75	21
53-14	-984563	14	34	75	27
53-16	-388774	16	34	75	27
53-18	-137846	18	48	100	36
53-20	-745591	20	48	100	36
53-22	-971082	22	48	100	36
53-24	-966774	24	48	100	36
53-30	-966781	30	63	125	46

Stud pullers set for confined spaces

ST







For extracting stud bolts or torn parts in a set.

53



Advantage

- Extra large working range.
- Use in cramped spaces.

Art.-No.	 4021176	 mm	 mm	 mm	 mm	Stück pieces	
53	-342233	6; 8; 10; 12	24-28	65-75	21	4	Kunststoff / Plastic

09







Others

Sonstige

10

Flange spreaders.....	166
Flanschentreiber	
Open-end slogging spanners.....	166
Schlag-Maulschlüssel	
Slogging spanners.....	167
Schlag-Ringschlüssel	
Europäer.....	167
Europäer	



10



**Flange spreaders (Pair)****ST**


For separating and fixing the flange joints of pipelines

160**Description**

- Always used in pairs.
- Fast and secure separation of the flange joints of pipelines.
- Allows easy performance of maintenance operations such as seal replacement.
- Mechanical pressure screw.

Advantage

- After completion of the work, the flanges are returned to their precise starting position.

Art.-No.	
160-1	-025273
160-2	-025358

Universal spreader**ST**

For quick, safe spreading of flanges and similar parts of all types and sizes.

165**Description**

- Universal tool for many applications.
- A built-in reversible ratchet allows smooth operation of the spreader.
- The flange spreaders are designed to be used in pairs.

Advantage

- Allows easy performance of maintenance operations such as seal replacement.
- After completion of the work, the flanges are returned to their precise starting position.

Art.-No.			max.
		mm	t
165-E	-491979	10 - 75	2

Open-end slogging spanners (~DIN 133)**ST**




For use in commercial vehicles, the pipe industry, tank cleaning, the petrochemical industry, steel construction, mining, etc.

133**Description**

- Design according to DIN 133

Advantage

- Up to 525 mm length, made of forged carbon-steel.
- Spanner size up to 120

Art.-No.			
		mm	mm
133-24	-865213	24	160
133-27	-854804	27	180
133-30	-854989	30	190
133-32	-855061	32	195
133-34	-904394	34	195
133-36	-855146	36	210
133-41	-855221	41	225
133-46	-855306	46	255
133-50	-855481	50	280
133-55	-855559	55	310
133-60	-855634	60	320
133-65	-855719	65	350
133-70	-855894	70	370
133-75	-855979	75	400
133-80	-856051	80	405
133-85	-856136	85	405
133-90	-856211	90	455
133-95	-856396	95	455
133-100	-856471	100	500
133-105	-865176	105	500
133-110	-865183	110	500
133-115	-865190	115	525
133-120	-865206	120	525



Slogging spanners (~DIN 7444)

ST

For use in commercial vehicles, the pipe industry, tank cleaning, the petrochemical industry, steel construction, mining, etc.

406






Description

- Design according to DIN 7444

Advantage

- Up to 480 mm length, made of forged carbon-steel.
- Spanner size up to 120

Art.-No.	 4021176	 mm	 mm
406-24	-856549	24	160
406-27	-856624	27	180
406-30	-856709	30	190
406-32	-856884	32	195
406-34	-904431	34	195
406-36	-856969	36	205
406-38	-865961	38	205
406-41	-857041	41	225
406-46	-857126	46	240
406-50	-857201	50	250
406-55	-857386	55	270
406-60	-857461	60	270
406-65	-857539	65	290
406-70	-857614	70	320
406-75	-857799	75	325
406-80	-857874	80	345
406-85	-857959	85	360
406-90	-858031	90	400
406-95	-858116	95	400
406-100	-858291	100	400
406-105	-858376	105	435
406-110	-858451	110	435
406-115	-858529	115	435
406-120	-858604	120	480

Europäer

ST

For pressing and clamping several workpieces.

1900









Description

- Further development of the adjustable spanner „monkey wrench“
- Adjustable, open-jawed wrench.
- Serrated gripping jaws on one side for attaching round or multi-angle objects.
- Soft plastic protective caps improve the grip in the case of metallic objects.
- Locked-Unlocked System.

Advantage

- No uncontrolled adjustment by arresting mechanism.
- Serrated gripping jaws for improved possibilities of use.
- Lockable flat on flat or flat on round.
- Soft plastic caps enable non slip jaws.
- Optimally converts to different sizes.


Art.-No.	 4021176	 mm	 mm	 mm
1900-30	-000355	150	60	21
1900-50	-000362	175	95	21
1900-75	-000416	250	150	34



10





 **Pulling and extracting tools with hydraulic rams, pressure range 5, 10, 20, 30 and 50 t**

These sturdy hydraulic pullers will solve practically any conceivable pulling problem while considerably improving productivity in repair shops and industrial facilities. They facilitate heavy manual labor and minimize lost repair time and machine outages. By exerting a precisely defined hydraulic force, they enable careful gentle application.





Hydraulics

Hydraulik



11

Hydraulic wheel puller.....	170
Hydraulisches Radnabenabziehwerkzeug	
Pump- driven hydraulic nut splitter.....	170
Pumpenhydraulische Mutternsprenger	
Hydraulic 2-jaw puller with swiveling jaws and accessories.....	170
Hydraulische 2-armiger Abzieher mit schwenkbaren Abzughaken und Zubehör	
Hydraulic 3-jaw pullers with swiveling jaws and accessories.....	174
Hydraulische 3-armige Kombi-Abzieher mit schwenkbaren Abzughaken und Zubehör	
Hydraulic push/pulling device with hydraulic hollow ram and accessories.....	175
Hydraulische Abziehvorrichtungen für Innenauszieher- und Trennvorrichtungen sowie Zubehör	
Hydraulic hollow ram.....	178
Hydraulische Zylinder	
Pressure pads.....	179
Druckstücke	
Mobile hydraulic puller.....	180
Mobile Hydraulik-Abzieher	
Protective blankets.....	184
Unfallschutzplane	
Hydraulic push/pull device sets.....	185
Hydraulische Abziehersätze	





Hydraulic wheel puller for low-floor bus: MB Citaro, MAN, Neoplan

HY

Safe and fast disassembly of the hub on commercial vehicles and buses.

Y-60-100



Description

- Bolt circle disc with different radii and bore diameters.
- 30-tonne cylinder ram

Advantage

- Very tight, difficult-to-remove hubs are loosened.
- Gentle removal process.
- Arranged and space-efficient custody in the suitcase.
- Almost all components available as replacement parts, time-saving order process thanks to numbering system.

Art.-No.			max. t	für for		Stück pieces	
Y-60-100	-356780	M16; M18; M20	30	ZF A, B und C-Achsen (Typ AV132)RL 75 E, RL 75 EC ; ZF A, B und C-Axes (type AV132) RL 75 E, RL 75 EC	YHP-321	22	L-Boxx

Pump-driven hydraulic nut splitter in a case

HY

For use in commercial vehicles, the pipe industry, tank cleaning, the petrochemical industry, steel construction, mining, etc.

Y-57



Description

- hydraulic, single-acting with spring return
- compact ergonomic construction
- Easy handling

Advantage

- unique slanting head for use on flat surfaces
- faster spring removal
- Almost all components available as replacement parts, time-saving order process thanks to numbering system.

Art.-No.		 mm	 M	
Y-57-10	-123559	10-19	M6 - M12	i-Boxx
Y-57-19	-123566	19-24	M12 - M16	i-Boxx
Y-57-24	-870675	24-32	M16 - M22	L-Boxx
Y-57-32	-870682	32-41	M22 - M27	L-Boxx
Y-57-41	-870699	41-50	M27 - M33	L-Boxx
Y-57-50	-870705	50-60	M33 - M39	Metall
Y-57-60	-870712	60-75	M39 - M48	Metall
Y-5724M	-803741	Ersatzmeißel / Replacement chisel		
Y-5732M	-803826	Ersatzmeißel / Replacement chisel		
Y-5741M	-803901	Ersatzmeißel / Replacement chisel		
Y-5750M	-804083	Ersatzmeißel / Replacement chisel		
Y-5760M	-804168	Ersatzmeißel / Replacement chisel		
Y-5719M	-058738	Ersatzmeißel / Replacement chisel		
Y-5710M	-058721	Ersatzmeißel / Replacement chisel		

Hydraulic 2-jaw puller with swiveling jaws, with hydraulic hollow ram for pump drive

HY

For removing particularly large and tight bearings, gears, discs, etc.

Y-205



Description

- Hydraulic hollow ram.
- 2-jaw puller
- Swivelling puller jaws.

Advantage

- Universal application thanks to adjustable clamping depths.
- The larger the pulling force, the stronger the puller hook's grip on the workpiece to be removed.
- Almost all components available as replacement parts, time-saving order process thanks to numbering system.

Art.-No.		 mm	 mm	max. bar	max. t
Y28-205	-036088	420	300	525	15
Y38-205	-037078	700	520	580	25
Y58-205	-038068	1000	700	525	45



Hydraulic 3-jaw puller with swiveling jaws, with hydraulic hollow ram for pump drive

HY

For removing particularly large and tight bearings, gears, discs, etc.

Y-206






Description

- Hydraulic hollow ram.
- Flexibility assured thanks to two-arm or three-arm design.
- If there is adequate free space around the part to be removed, we recommend using a 3-jaw puller.
- Swivelling puller jaws.

Advantage

- Universal application thanks to adjustable clamping depths.
- The larger the pulling force, the stronger the puller hook's grip on the workpiece to be removed.
- Almost all components available as replacement parts, time-saving order process thanks to numbering system.

Art.-No.		 mm	 mm	max. bar	max. t
Y28-206	-036248	280 - 500	300	700	20
Y38-206	-037238	330 - 900	520	700	30
Y58-206	-038228	460 - 1200	700	580	50

Hydraulic external puller sets

HY

For removal of particularly large and tight bearings, gears, discs, etc. in industry and commercial vehicles.

Y-56








Description

- Large range for use in industry, commercial vehicles and farm machinery.
- Hydraulic hollow ram.
- Hydraulic hand pump, gauge and hoses.
- 2- and 3-jaw pullers.

Advantage

- Arranged and space-efficient custody in the metal case.
- Almost all components available as replacement parts, time-saving order process thanks to numbering system.

Art.-No.		 mm	 mm	 max. t t	 max. t t
Y28-256	-036811	280 - 500	300	15	20
Y38-356	-037801	330 - 900	520	25	30
Y58-556	-038631	460 - 1200	700	45	50

Hydraulic hand pump, gauge and hoses

HY

For use with pullers in the KUKKO line of hydraulic products.

YHP

Description

- The KUKKO product range includes high-pressure hydraulic hand pumps, pressure gauges and hoses, as well as various connections and adapters that are designed for durability and ease of use. The entire series is also equipped with various safety features that provide reliable performance and occupational safety.
- Almost all components available as replacement parts, time-saving order process thanks to numbering system.

Advantage

- KUKKO provides maintenance and services for registered product serial numbers.



YHP-326









YHP-320



YF-200



YM-235

Art.-No.		 bar	 cm ³	 mm	max. t		
YHP-320	-045721	700	900	23		YF-200, YM-235	
YHP-321	-111198	700	900	23	50	-	YHP-320, YF-200
YHP-324	-045806	700	900	23	50	-	YHP-320, YM-235
YHP-325	-045981	700	900	23	50	-	YHP-320, YF-200, YM-235
YHP-326	-046483	700	900	23	50	-	YHP-325
YF-200	-045646	2 m Schlauch / 2 m hose				YHP-320	-
YM-235	-157769	700 bar Nanometer / 700 bar gauge				YHP-320, YF-200	-
YGA-2	-458644	Adapter					

11





Accessories for hydraulic pullers

HY

For use with pullers in the KUKKO line of hydraulic products.

Y205/206



Y205-00
Y305-00
Y505-00



Y205-20
Y305-20
Y505-20



Y205-30
Y305-30
Y505-30



Description

- The KUKKO product range includes high-pressure hydraulic hand pumps, pressure gauges and hoses, as well as various connections and adapters that are designed for durability and ease of use. The entire series is also equipped with various safety features that provide reliable performance and occupational safety.
- Almost all components available as replacement parts, time-saving order process thanks to numbering system.

Art.-No.		Bezeichnung description	max. t	
Y205-00	-273759	Abzughaken mit Laschen, Schrauben und Muttern / Jaw (individual) with accessories	20	Y28-205, Y28-206, Y20-206, Y20-205
Y205-20	-038976	2-Arm Traverse / 2-jaw cross-beam	20	Y28-205, Y28-206, Y20-206, Y20-205
Y206-30	-039478	3-Arm Traverse / 3-jaw cross-beam	20	Y28-205, Y28-206, Y20-206, Y20-205
Y305-00	-273834	Abzughaken mit Laschen, Schrauben und Muttern / Jaw (individual) with accessories	30	Y38-205, Y38-206, Y30-206, Y30-205
Y305-20	-040931	2-Arm Traverse / 2-jaw cross-beam	30	Y38-205, Y38-206, Y30-206, Y30-205
Y306-30	-041433	3-Arm Traverse / 3-jaw cross-beam	30	Y38-205, Y38-206, Y30-206, Y30-205
Y505-00	-273919	Abzughaken mit Laschen, Schrauben und Muttern / Jaw (individual) with accessories	50	Y58-205, Y58-206, Y50-206, Y50-205
Y505-20	-042911	2-Arm Traverse / 2-jaw cross-beam	50	Y58-205, Y58-206, Y50-206, Y50-205
Y506-30	-043413	3-Arm Traverse / 3-jaw cross-beam	50	Y58-205, Y58-206, Y50-206, Y50-205

2-jaw puller with swiveling jaws (without hydraulic hollow ram for pump drive)

HY

For removing particularly large and tight bearings, gears, discs, etc.

Y-205






Description

- 2-jaw puller
- Swivelling puller jaws.

Advantage

- Universal application thanks to adjustable clamping depths.
- The larger the pulling force, the stronger the puller hook's grip on the workpiece to be removed.
- YRH series hydraulic hollow ram is required for use.
- Almost all components available as replacement parts, time-saving order process thanks to numbering system.

Art.-No.				max. t	für for
		mm	mm		
Y20-205	-035906	420	300	15	KUKKO, Enerpac, OTC, Powerteam, NIKE
Y30-205	-036996	700	520	25	KUKKO, Enerpac, OTC, Powerteam, NIKE
Y50-205	-037986	1000	700	45	KUKKO, Enerpac, OTC, Powerteam, NIKE



3-jaw puller with swiveling jaws (without hydraulic hollow ram for pump drive)

HY

For removing particularly large and tight bearings, gears, discs, etc.

Y-206






Description

- 3-jaw puller
- Swivelling puller jaws.

Advantage

- Universal application thanks to adjustable clamping depths.
- The larger the pulling force, the stronger the puller hook's grip on the workpiece to be removed.
- YRH series hydraulic hollow ram is required for use.
- Almost all components available as replacement parts, time-saving order process thanks to numbering system.

Art.-No.		 mm	 mm	max. t	für for
Y20-206	-036163	280 - 500	300	20	KUKKO, Enerpac, OTC, Powerteam, NIKE
Y30-206	-037153	330 - 900	520	30	KUKKO, Enerpac, OTC, Powerteam, NIKE
Y50-206	-038143	460 - 1200	700	50	KUKKO, Enerpac, OTC, Powerteam, NIKE

Accessories for hollow rams

HY

For use with pullers in the KUKKO line of hydraulic products.

Y-10/11



Y218-10
Y318-10
Y518-10





Y218-10
Y318-10
Y518-10



Description

- The KUKKO product range includes high-pressure hydraulic hand pumps, pressure gauges and hoses, as well as various connections and adapters that are designed for durability and ease of use. The entire series is also equipped with various safety features that provide reliable performance and occupational safety.
- Almost all components available as replacement parts, time-saving order process thanks to numbering system.

Art.-No.		Bezeichnung description	max. t	
Y218-10	-040368	Handkurbel / Crank	20	YRH-202
Y218-11	-040443	Mittelspindel / Mechanical screw	20	YRH-202
Y318-10	-041761	Handkurbel / Crank	30	YRH-302
Y318-11	-041846	Mittelspindel / Mechanical screw	30	YRH-302
Y518-10	-044243	Handkurbel / Crank	50	YRH-603
Y518-11	-044328	Mittelspindel / Mechanical screw	50	YRH-603



Hydraulic 3-jaw combination puller with swiveling jaws, with hydraulic cylinder for pump drive

HY

For removing particularly large and tight bearings, gears, discs, etc.

Y-208



Description

- Swivelling puller jaws.

Advantage

- Combi-pullers can be used as a 3-jaw and 2-jaw puller.
- Universal application thanks to adjustable clamping depths.
- The larger the pulling force, the stronger the puller hook's grip on the workpiece to be removed.
- Almost all components available as replacement parts, time-saving order process thanks to numbering system.

Art.-No.						max.
		mm	mm	mm		t
Y08-208	-461774	250	215	125	1 1/2" - 16 UN	5
Y18-208	-461699	500	500	250	2 1/4 - 14 UNS	10

3-jaw combination puller with swiveling jaws (without hydraulic cylinder for pump drive)

HY

For removing particularly large and tight bearings, gears, discs, etc.

Y-208



Description

- Swivelling puller jaws.

Advantage

- Combi-pullers can be used as a 3-jaw and 2-jaw puller.
- Universal application thanks to adjustable clamping depths.
- The larger the pulling force, the stronger the puller hook's grip on the workpiece to be removed.
- YRE series hydraulic cylinder ram with collar threads is required for use.
- Almost all components available as replacement parts, time-saving order process thanks to numbering system.

Art.-No.					für for	max.
		mm	mm			t
Y05-208	-172366	250	215	1 1/2" - 16UN	KUKKO, Enerpac, OTC, Powerteam, REHOBOT	5
Y10-208	-172441	500	500	2 1/4 - 14 UNS	KUKKO, Enerpac, OTC, Powerteam, REHOBOT	10



Hydraulic push/pulling device with hydraulic hollow ram for pump drive

HY

For removing particularly large and tight bearings, gears, discs, etc. using separator blades and internal extractors.

Y-180







Description

- Hydraulic hollow ram.

Advantage

- Easy and even pulling for particularly tight parts.
- Almost all components available as replacement parts, time-saving order process thanks to numbering system.

Art.-No.					max.
		mm	mm	bar	t
Y28-180	-036408	470	300	525	15
Y38-180	-037498	520	420	580	25
Y58-180	-038488	660	540	405	45

Internal extractors

HY

For extracting inner bearings, bearing outer rings and bushings.

Y-21






Description

- Mechanical pressure screw.
- Milled thread treated with special coating.

Advantage

- The 2-shell design with extra large grasp edges ensures safe extraction.
- KUKKO internal extractors can be combined with counter supports and slide hammers.




Art.-No.				max.
		mm	mm	t
Y-221-E	-040856	30 - 180	140	15
Y-321-E	-042836	75 - 230	150	20
Y-521-E	-044656	75 - 230	150	25

Separators for hydraulic push/pull devices

HY

Y-15



Art.-No.				max.
		mm	mm	t
Y-215-2	-172106	22 - 115	115	15
Y-215-3	-039546	25 - 155	152	15
Y-215-4	-385629	30 - 200	200	15
Y-315-4	-398186	30 - 200	200	20
Y-315-5	-041501	30 - 250	250	20
Y-515-5	-400063	30 - 250	250	30
Y-515-6	-043581	75 - 330	330	30
Y-515-7	-172281	80 - 420	420	30

11





Hydraulic push/pull device sets

HY

For separation and internal extraction of particularly large and tight bearings, gears, discs, etc. in industry and commercial vehicles.

Y-18











Description

- Large range for use in industry, commercial vehicles and farm machinery.
- Hydraulic hollow ram.
- Hydraulic hand pump, gauge and hoses.
- Separator blade.
- Internal extractor.

Advantage

- Arranged and space-efficient custody in the metal case.
- Almost all components available as replacement parts, time-saving order process thanks to numbering system.

Art.-No.		 mm	 mm	 mm	 mm	 t	 t	 t
Y28-218	-036651	135 - 300	470	25 - 155	30 - 180	15	15	10
Y38-318	-037641	180 - 420	520	30 - 250	75 - 230	25	20	20
Y58-518	-038891	235 - 540	660	75 - 330	75 - 230	35	30	25

Accessories for hydraulic pulling devices

HY

For use with pullers in the KUKKO line of hydraulic products.

Y-18-E



Y218-03
Y318-03
Y518-03

Y218-06-P
Y218-07-P
Y218-08-P
Y318-36-P
Y318-37-P
Y318-38-P
Y518-07-P
Y518-08-P

Y218-33
Y318-33
Y518-33



Description

- The KUKKO product range includes high-pressure hydraulic hand pumps, pressure gauges and hoses, as well as various connections and adapters that are designed for durability and ease of use. The entire series is also equipped with various safety features that provide reliable performance and occupational safety.
- Almost all components available as replacement parts, time-saving order process thanks to numbering system.

Art.-No.		Bezeichnung description	max. t	
Y218-03	-039706	Traverse / Cross-beam	20	Y28-180, Y20-180
Y218-04	-529818	Befestigungsmaterial für 1 Paar Zugbolzen / Fastening material kit for 1 pair of tension bolts	20	Y28-180, Y20-180
Y218-06-P	-056420	Paar Zugbolzen / bolts, pair: 240 mm	20	Y28-180, Y20-180
Y218-07-P	-056437	Paar Zugbolzen / bolts, pair: 420 mm	20	Y28-180, Y20-180
Y218-08-P	-056444	Paar Zugbolzen / bolts, pair: 570 mm	20	Y28-180, Y20-180
Y218-09-P	-218095	Paar Stützmuttern für Zugbolzen / Pair of support nuts for tension bolts	20	Y28-180, Y20-180
Y218-12-P	-097157	Paar Zugbolzen / bolts, pair: 115 mm	20	Y28-180, Y20-180
Y218-31-P	-218316	Paar Verbinder für Zugbolzen / Pair of connectors for tension bolts	20	Y28-180, Y20-180
Y218-33	-040771	Schnellverstellmutter / Quick-adjust nuts	20	Y28-180, Y20-180
Y318-03	-041686	Traverse / Cross-beam	30	Y38-180, Y30-180
Y318-04	-318047	Befestigungsmaterial für 1 Paar Zugbolzen / Fastening material kit for 1 pair of tension bolts	30	Y38-180, Y30-180
Y318-36-P	-056338	Paar Zugbolzen / bolts, pair: 205 mm	30	Y38-180, Y30-180
Y318-33	-042188	Schnellverstellmutter / Quick-adjust nuts	30	Y38-180, Y30-180
Y318-37-P	-305863	Paar Zugbolzen / bolts, pair: 460 mm	30	Y38-180, Y30-180
Y318-38-P	-056345	Paar Zugbolzen / bolts, pair: 710 mm	30	Y38-180, Y30-180
Y318-39-P	-318399	Paar Stützmuttern für Zugbolzen / Pair of support nuts for tension bolts	30	Y38-180, Y30-180
Y318-41-P	-318412	Paar Verbinder für Zugbolzen / Pair of connectors for tension bolts	30	Y38-180, Y30-180
Y518-03	-043826	Traverse / Cross-beam	50	Y58-180, Y50-180
Y518-07-P	-056468	Paar Zugbolzen / bolts, pair: 610 mm	50	Y58-180, Y50-180
Y518-08-P	-056475	Paar Zugbolzen / bolts, pair: 865 mm	50	Y58-180, Y50-180
Y518-09-P	-518096	Paar Stützmuttern für Zugbolzen / Pair of support nuts for tension bolts	50	Y58-180, Y50-180
Y518-31-P	-518317	Paar Verbinder für Zugbolzen / Pair of connectors for tension bolts	50	Y58-180, Y50-180
Y518-33	-044571	Schnellverstellmutter / Quick-adjust nuts	50	Y58-180, Y50-180




Step plate adapter sets for center-bored parts

HY

Y-17



Art.-No.		Ø mm	Bezeichnung description
Y-18-17	-235078	20-62	12-teilig
Y-19-17	-235153	33-81	12-teilig
Y-20-17	-235238	55-88	6-teilig
Y-01-17	-233173	20-23	einzel
Y-02-17	-233258	23-26	einzel
Y-03-17	-233333	26-30	einzel
Y-04-17	-233418	29-33	einzel
Y-05-17	-233586	33-39	einzel
Y-06-17	-233661	36-42	einzel
Y-07-17	-233746	39-46	einzel
Y-08-17	-233821	42-48	einzel
Y-09-17	-233906	45-52	einzel
Y-10-17	-234163	49-58	einzel
Y-11-17	-234248	51-62	einzel
Y-12-17	-234408	55-65	einzel
Y-13-17	-234576	58-68	einzel
Y-14-17	-234651	61-71	einzel
Y-15-17	-234736	65-74	einzel
Y-16-17	-234811	71-81	einzel
Y-17-17	-234996	77-88	einzel

Push/pulling device (without hydraulic hollow ram for pump drive)

HY




For removing particularly large and tight bearings, gears, discs, etc. using separator blades and internal extractors.

Y-180



Advantage

- Easy and even pulling for particularly tight parts.
- Almost all components available as replacement parts, time-saving order process thanks to numbering system.

Art.-No.				max. t	für for
		mm	mm		
Y20-180	-036323	470	135 - 300	15	KUKKO, Enerpac, OTC, Powerteam, NIKE
Y30-180	-037313	520	180 - 420	25	KUKKO, Enerpac, OTC, Powerteam, NIKE
Y50-180	-038303	660	235 - 540	35	KUKKO, Enerpac, OTC, Powerteam, NIKE

Accessories for hollow rams

HY

For use with pullers in the KUKKO line of hydraulic products.

Y-10/11



Y218-10
Y318-10
Y518-10





Y218-11
Y318-11
Y518-11



Description

- The KUKKO product range includes high-pressure hydraulic hand pumps, pressure gauges and hoses, as well as various connections and adapters that are designed for durability and ease of use. The entire series is also equipped with various safety features that provide reliable performance and occupational safety.
- Almost all components available as replacement parts, time-saving order process thanks to numbering system.

Art.-No.		Bezeichnung description	max. t	
Y218-10	-040368	Handkurbel / Crank	20	YRH-202
Y218-11	-040443	Mittelspindel / Mechanical screw	20	YRH-202
Y318-10	-041761	Handkurbel / Crank	30	YRH-302
Y318-11	-041846	Mittelspindel / Mechanical screw	30	YRH-302
Y518-10	-044243	Handkurbel / Crank	50	YRH-603
Y518-11	-044328	Mittelspindel / Mechanical screw	50	YRH-603

11





Hydraulic hollow rams

HY

For use with the KUKKO hydraulics range.

YRH





Description

- Use as pull- and pressure cylinder.
- Single-acting with spring return.
- Complete with threaded pressure piece.
- Manufactured from high-strength, alloyed steel
- All models have a CR-400 coupler and dust cap.

Advantage

- External threads on cylinder head, piston-rod internal threads and mounting threads on the cylinder bottom enable easy assembly (applies to most models).
- Preloaded return spring reduces the entry speed and thus improves performance.
- The radial shaft seal removes impurities on the piston and extends the service life of the cylinder.

Art.-No.	 4021176		max.
		mm	t
YRH-202	-046711	50	20
YRH-206	-870934	150	20
YRH-302	-046896	63	30
YRH-603	-046971	75	50

Hydraulic cylinder rams with collar threads

HY

Developed for use in all situations

YRE






Description

- Encloses the seal of models with longer hub length, for longer service life and lower storage load.
- Manufactured from high-strength, alloyed steel
- All models have a CR-400 coupler and dust cap.

Advantage

- Developed for use in all situations.
- External threads on cylinder head, piston-rod internal threads and mounting threads on the cylinder bottom enable easy assembly (applies to most models).
- Preloaded return spring reduces the entry speed and thus improves performance.
- The radial shaft seal removes impurities on the piston and extends the service life of the cylinder.

Art.-No.	 4021176			max.
		mm		t
YRE-050	-046551	125	1 1/2" - 16 UN	5
YRE-101	-870927	250	2 1/4" - 14 UNS	10
YRE-102	-160660	250	2 1/4" - 14 UNS	10

Lift cylinder

HY

For use where other cylinders are too big.

YSM








Description

- Pistons made of hard chrome high quality steel
- All models have a CR-400 coupler and dust cap.

Advantage

- Mounting holes make assembly easy.
- Grooved piston ends mean pressure pads are not needed.
- Preloaded return spring reduces the entry speed and thus improves performance.
- The radial shaft seal removes impurities on the piston and extends the service life of the cylinder.

Art.-No.	 4021176		max.			
		mm	t	mm	mm	mm
YSM-100	-101007	12	10	82	55	43
YSM-200	-102004	11	20	101	76	51




Pressure pads for hollow rams

HY

YDB




Art.-No.		max. t
YDB-27E	-400223	20
YDB-33E	-400308	30
YDB-55E	-400483	50
YDG-20E	-399091	20
YDG-30E	-399176	30
YDG-50E	-399251	50
YDM-20E	-414183	20
YDM-30E	-414268	30
YDM-50E	-414343	50

Pressure pads for hollow rams

HY

YDG




Art.-No.		max. t
YDG-20E	-399091	20
YDG-30E	-399176	30
YDG-50E	-399251	50

Pressure pads for hollow rams

HY

YDM




Art.-No.		max. t
YDM-20E	-414183	20
YDM-30E	-414268	30
YDM-50E	-414343	50

High-flow coupling

HY

YC





Art.-No.		für for
YCH-604	-440731	Schlauch / hose
YCR-400	-201318	Zylinder / ram

Mounting for hydraulic cylinder

HY

Y-00



Art.-No.		für for	
Y200-00	-507724	YRH-202	Y28-180, Y28-205, Y28-206, Y28-200, Y28-218, Y28-256, GOLIATH-556, GOLIATH-356, GOLIATH-518, GOLIATH-318, GOLIATH-300, GOLIATH-500
Y300-00	-507748	YRH-302	Y38-180, Y38-205, Y38-206, Y38-300, Y38-318, Y38-356, GOLIATH-556, GOLIATH-256, GOLIATH-518, GOLIATH-218, GOLIATH-200, GOLIATH-500
Y500-00	-507755	YRH-603	Y58-180, Y58-205, Y58-206, Y58-500, Y58-518, Y58-556, GOLIATH-356, GOLIATH-256, GOLIATH-318, GOLIATH-218, GOLIATH-200, GOLIATH-300

11





Mobile hydraulic puller 20-50 t

Mobiler Hydraulik-Abzieher 20-50 t









GOLIATH is the first mobile KUKKO puller for heavy industry, railways, power plants and other applications where large bearings, gear wheels or similar parts must be dismantled. With a pulling force of 50 tonnes, it is ideal for really big pulling jobs. The puller can be used with two or three arms. An accessory separator fixture can also be fitted quickly and easily. The central pressure spindle of the GOLIATH puller can be attached to the part to be pulled very easily and precisely thanks to the combination of hydraulic height adjustment and mechanical fine adjustment. The puller can be positioned easily and conveniently by one person using the Y-shaped mobile support frame with four easy-rolling, lockable castors, which also ensures stable placement for all applications.

The pulling force is applied by a pressure cylinder equipped with a central pressure spindle, which is actuated by a two-stage electrically driven hydraulic pump with remote motor control. This avoids exposing users to the risk of injury from flying parts. The GOLIATH puller also sets standards with other safety features. For example, a mechanical safety device and additional hydraulic valves allow the puller height to be adjusted and ensure safe operation even under extremely high stress.

Der **GOLIATH** ist der erste mobile KUKKO-Abzieher für Schwerindustrie, Eisenbahn, Kraftwerke und andere Anwendungen bei denen große Lager, Zahnräder und ähnliche Teile demontiert werden müssen. Mit einer Abziehkraft von bis zu 50 t ist er die Lösung für wirklich große Abziehvorgänge.

Der Abzieher kann 2- oder 3-armig eingesetzt werden. Auch eine separat erhältliche Trennvorrichtung kann einfach und schnell montiert werden. Der GOLIATH kann durch die hydraulische Höhenverstellung und in Kombination mit der mechanischen Feineinstellung, über die zentrale Druckspindel sehr einfach und präzise von nur einer Person an dem abzuziehenden Teil angesetzt werden. Das Y-förmige fahrbare Trägergestell mit den 4 Leichtlaufrollen, inklusive Feststellmöglichkeit, ermöglicht die einfache und komfortable Anbringung des Abziehers und garantiert einen sicheren Stand bei allen Anwendungen.

Das Aufbringen der Abziehkraft auf den mit einer zentralen Druckspindel ausgestatteten Druckzylinder erfolgt durch eine zwei-stufige Elektro-Hydraulikpumpe, welche mittels Motorfernbedienung bedient wird. Der Anwender wird so nicht der Verletzungsgefahr durch evtl. abspringende Teile ausgesetzt. Einen zusätzlichen Schutz bietet dabei auch die Unfallschutzplane, welche den Abzieher beim Abziehvorgang umhüllt. Auch in weiteren Sicherheitsmerkmalen setzt der GOLIATH Maßstäbe. So gewährleisten eine mechanische Sicherung und zusätzliche Hydraulikventile eine Höhenverstellung des Abziehers und ein sicheres Arbeiten, selbst unter höchster Belastung.

Art.-No.		 mm	 inch	 mm	 inch		max. t	 Volt	 kg
GOLIATH-256	102714	500	19 ¹¹ / ₁₆	300	11 ¹³ / ₁₆	400-1000	20	230	234
GOLIATH-356	102752	900	35 ⁷ / ₁₆	520	20 ¹⁵ / ₃₂	400-1000	30	230	257
GOLIATH-556	102783	1200	47 ¹ / ₄	700	27 ⁹ / ₁₆	400-1000	50	230	328

PULLING INSTRUCTION / ABZIEHANLEITUNG

1. Preparing / Vorbereitung



The puller can be moved by a crane using the provided mounting eyelets. Durch die vorhandenen Aufhängungs-ösen kann der Abzieher mit Hilfe von Kransystemen bewegt werden.



Close the shut-off valve before operating the hand pump. Das Absperrventil muss vor Betätigung der Handpumpe geschlossen werden.



Use the hand pump to raise the puller to the necessary height. Durch Betätigen der Handpumpe wird die Abziehvorrichtung auf die erforderliche Höhe gebracht.



Fit the pulling hooks to the part to be pulled.
Die Abzughaken müssen am abzuziehenden Teil angebracht werden.



Place the pulling hooks on the part to be pulled and secure them with a wrench. Ensure that they are properly fitted and make uniform contact.
Die Abzughaken an das abzuziehende Teil anlegen und mit einem Schraubenschlüssel festziehen. Auf den richtigen Sitz und ein gleichmäßiges Anliegen der Haken achten!



Fit the hand crank on the square end of the spindle. Then turn the crank until the spindle is centered and pretensioned hand-tight.
Die Handkurbel wird auf den Vierkant der Spindel gesteckt. Dann wird die Spindel mit der Handkurbel zentriert und handfest vorgespannt.

2. Safety protection / Sicherung



The spindle must be centered and pre-tensioned hand-tight using the hand crank.
Die Spindel muss mit Hilfe der Handkurbel zentriert und handfest vorgespannt werden.



Completely surround the puller with a protective tarp (UFP-3).
Die Abziehvorrichtung komplett mit Schutzplane (UFP-3) umhüllen.



Keep a safe distance away during the removal process. If possible, leave the hazard area. Always wear protective goggles. (This applies to all people in the area. Danger from breakage and splinters!)
Maximalen Schutzabstand während des Abziehvorgangs einnehmen. Gefahrenzone möglichst verlassen. Unbedingt eine Schutzbrille tragen. (Gilt für alle Personen im Raum / Bruch- und Splittergefahr!)

3. Durchführung / Performance




Plug the power cable of the GOLIATH puller into a 230-V electrical outlet.
Den GOLIATH mit dem Netzkabel an eine 230 Volt Stromquelle anschließen.



Put the power switch in the On (I) position.
Netzschalter auf Ein=I stellen.



A pressure gauge can be fitted to check the applied pulling force.
Zum kontrollierten Aufbringen der Abziehkraft ist ein Manometer angebracht.



Close the shut-off valve for starting the pulling process.

Das Absperrventil muss auf „zu“ gestellt werden um den Abziehvorgang zu starten.



Start the pulling process with the remote control unit.

Den Abziehvorgang mit der Fernbedienung starten.



The pulling process.
Der Abziehvorgang.



After completion of the pulling process, open the shut-off valve. The spindle retracts automatically.

Nach Beendigung des Abziehvorgangs das Absperrventil in Position „Auf“ bringen. Die Spindel fährt automatisch zurück.





Step on the foot pedal while opening the shut-off valve of the hand pump.

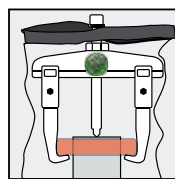
Das Fußpedal treten und dabei gleichzeitig das Absperrventil der Handpumpe öffnen.



The puller returns to the initial position.
Der Abzieher fährt auf die Ausgangsposition zurück.



Attention!
Wear eyeprotection and safety shoes!
Wichtig!
Schutzbrille und Sicherheitsschuhe tragen!



Attention! Safety first!

For additional protection, we recommend wrapping a KUKKO UFP-3 accident prevention tarp around the puller and the part to be pulled.

Achtung! Safety first!

Als zusätzlicher Schutz wird die KUKKO Unfallschutzplane **UFP-3** empfohlen, die über den Abzieher und das abziehende Teil gespannt wird.



Mobile hydraulic puller "GOLIATH"

HY

Mobile KUKKO puller for heavy industry, railways, power plants and other applications where large bearings, gear wheels or similar parts must be dismantled.

GOLIATH-56



hydraulic
TECHNOLOGY







Description

- With a pulling force of up to 50 tonnes, it is ideal for really big pulling jobs.
- The central pressure spindle of the GOLIATH puller can be attached to the part to be pulled very easily and precisely by just one person thanks to the combination of hydraulic height adjustment and mechanical fine adjustment.
- The puller can be positioned easily and conveniently using the Y-shaped mobile support frame with four easy-rolling, lockable castors, which also ensures stable placement for all applications.
- The pulling force is applied by a cylinder ram equipped with a central pressure spindle, which is actuated by a two-stage, electrically-driven hydraulic pump with remote motor control.
- This avoids exposing users to the risk of injury from flying parts.

Advantage

- The puller can be used with 2 or 3 jaws.
- An accessory separator fixture can be fitted quickly and easily.
- Modular system can be expanded with other extractor types.
- Almost all components available as replacement parts, time-saving order process thanks to numbering system.

Art.-No.				max.	
		mm	mm	t	Volt
GOLIATH-256	-102714	500	300	20	230
GOLIATH-356	-102752	900	520	30	230
GOLIATH-556	-102783	1200	700	50	230

Mobile hydraulic separator "GOLIATH" and hydraulic puller

HY

Mobile KUKKO puller for heavy industry, railways, power plants, and other applications requiring the removal of large bearings, gear wheels, or similar parts.

GOLIATH-00



hydraulic
TECHNOLOGY











Description

- With a pulling force of up to 50 tonnes, it is ideal for really big pulling jobs.
- The central pressure spindle of the GOLIATH puller can be attached to the part to be pulled very easily and precisely by just one person thanks to the combination of hydraulic height adjustment and mechanical fine adjustment.
- The puller can be positioned easily and conveniently using the Y-shaped mobile support frame with four easy-rolling, lockable castors, which also ensures stable placement for all applications.
- The pulling force is applied by a cylinder ram equipped with a central pressure spindle, which is actuated by a two-stage, electrically-driven hydraulic pump with remote motor control.
- This avoids exposing users to the risk of injury from flying parts.

Advantage

- The model is equipped with a separator, but can also be combined with hydraulic systems.
- Modular system can be expanded with other extractor types.
- Almost all components available as replacement parts, time-saving order process thanks to numbering system.

Art.-No.						max. t			
	mm	mm	mm	mm	mm	t	t	t	Volt
GOLIATH-200	500	300	135-300	300	25 - 155	20	15	15	230
GOLIATH-300	900	520	180-420	520	30 - 250	30	25	20	230
GOLIATH-500	1200	700	180-420	520	75 - 330	50	35	30	230





Mobile hydraulic separator "GOLIATH

HY

Mobile KUKKO puller for heavy industry, railways, power plants, and other applications requiring the removal of large bearings, gear wheels, or similar parts.

GOLIATH-18



Description

- With a pulling force of up to 50 tonnes, it is ideal for really big pulling jobs.
- The central pressure spindle of the GOLIATH puller can be attached to the part to be pulled very easily and precisely by just one person thanks to the combination of hydraulic height adjustment and mechanical fine adjustment.
- The puller can be positioned easily and conveniently using the Y-shaped mobile support frame with four easy-rolling, lockable castors, which also ensures stable placement for all applications.
- The pulling force is applied by a cylinder ram equipped with a central pressure spindle, which is actuated by a two-stage, electrically-driven hydraulic pump with remote motor control.
- This avoids exposing users to the risk of injury from flying parts.

Advantage

- The model is equipped with a separator, but can also be combined with hydraulic systems.
- Modular system can be expanded with other extractor types.
- Almost all components available as replacement parts, time-saving order process thanks to numbering system.

Art.-No.					max. t	 Volt
GOLIATH-218	-102707	135-300	300	25 - 155	15	230
GOLIATH-318	-102745	180-420	520	30 - 250	20	230
GOLIATH-518	-102776	180-420	520	75 - 330	30	230

David extraction cart

HY

David



Description

- The DAVID workshop system is designed for use with a variety of tools.
- Workshop trolley also suitable for individual use when uncoupled from the work unit.
- Can be equipped with up to three of the popular KUKKO WT workshop wall panels.
- Continuous height adjustment of 500 to 1000 mm with self-locking lifting spindle, adjustable pivot angle.
- Extendable tool tray.

Advantage

- Available anywhere anytime in your workshop thanks to the mobility of the workshop trolley.
- Individual assembly of components for your workshop system.
- Safe operations.
- Supports easy installation of the puller.
- Ergonomic design ensures easy handling with heavy pullers and components.

Art.-No.							
David-0	-140617	1250	1360	730	550	500	630

Protective blankets for extraction jobs

ST

UFP



Description

- For disassembly and extraction jobs, the application of greater force is often necessary. It can happen that whole parts abruptly detach themselves, that parts break, disassemble themselves and debris starts flying around uncontrollably. To prevent these potential risks of an accident, KUKKO accident protection tarps can be used to safely enclose workpieces and tools before any force is applied.
- Highly elastic, tear-resistant and oil-resistant material.
- Protective blankets are delivered for careful storage in the Sortimo case.

Advantage

- The transparent blanket enables close observation, control and monitoring of all removal processes safely while working.

Art.-No.				
UFP-1	-445118	1100	500	L-Boxx
UFP-2	-445293	1500	670	L-Boxx
UFP-3	-445378	4000	1300	L-Boxx

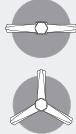


Hydraulic external puller sets

HY

For removal of particularly large and tight bearings, gears, discs, etc. in industry and commercial vehicles.

Y-56








Description

- Large range for use in industry, commercial vehicles and farm machinery.
- Hydraulic hollow ram.
- Hydraulic hand pump, gauge and hoses.
- 2- and 3-jaw pullers.

Advantage

- Arranged and space-efficient custody in the metal case.
- Almost all components available as replacement parts, time-saving order process thanks to numbering system.

Art.-No.		 mm	 mm	 max. t t	 max. t t
Y28-256	-036811	280 - 500	300	15	20
Y38-356	-037801	330 - 900	520	25	30
Y58-556	-038631	460 - 1200	700	45	50

Hydraulic push/pull device sets

HY

For separation and internal extraction of particularly large and tight bearings, gears, discs, etc. in industry and commercial vehicles.

Y-18











Description

- Large range for use in industry, commercial vehicles and farm machinery.
- Hydraulic hollow ram.
- Hydraulic hand pump, gauge and hoses.
- Separator blade.
- Internal extractor.

Advantage

- Arranged and space-efficient custody in the metal case.
- Almost all components available as replacement parts, time-saving order process thanks to numbering system.

Art.-No.		 mm	 mm	 mm	 mm	 t	 t	 t
Y28-218	-036651	135-300	470	25 - 155	30 - 180	15	15	10
Y38-318	-037641	180-420	520	30 - 250	75 - 230	25	20	20
Y58-518	-038891	235-540	660	75 - 330	75 - 230	35	30	25

Universal hydraulic gear and bearing puller set

HY

For removal, separation and internal extraction of particularly large and tight bearings, gears, discs, etc. in industry and commercial vehicles.

Y-00













Description

- Large range for use in industry, commercial vehicles and farm machinery.
- Hydraulic hollow ram.
- Hydraulic hand pump, gauge and hoses.
- 2- and 3-jaw pullers.
- Separator blade.

Advantage

- Arranged and space-efficient custody in the metal case.
- Almost all components available as replacement parts, time-saving order process thanks to numbering system.

Art.-No.	 mm	 mm	 mm	 mm	 mm	 t	 t	 t	 t	 t
Y28-200	280 - 500	300	300	300	25 - 155	30 - 180	15	20	15	15
Y38-300	330 - 900	520	300	300	30 - 250	75 - 230	25	30	25	20
Y58-500	460 - 1200	700	540	400	75 - 330	75 - 230	45	50	35	30

11





Display

For optimal display of KUKKO tools in your business.




Wall panel

For the clean and orderly storage of various KUKKO pullers in your workshop.



Workshop tool trolley

that can be combined with drawers for the proven KUKKO L-BOXX system





Workshop equipment

Werkstatt-Ausrüstung

12

Merchandiser.....	188
Verkaufswand	
Wall panels.....	189
Wandtafeln	
K-Cube.....	193
K-Cube	





Display

ST

For optimal display of KUKKO tools in your business.

INDUSTRIE




Description

- More information about the products on this wall is provided on our website in the field "+ content.
- Illuminated display.

Advantage

- The combination of tools is based on many years of user experience in various industries.
- KUKKO supports the setup and training of your employees on the various products and pulling principles. Contact us for an individual consult.
- Labeling ensures simple replenishment of all distributed products.
- Complete easy-to-manage package.

Art.- No.	 4021176
EVLW-1-INDUSTRIE	-487842

Merchandise, automotive pullers

ST

For optimal display of KUKKO tools in your business.

KFZ



Description

- More information about the products on this wall is provided on our website in the field "+ content.
- Illuminated display.

Advantage

- The combination of tools is based on many years of user experience in various industries.
- KUKKO supports the setup and training of your employees on the various products and pulling principles. Contact us for an individual consult.
- Labeling ensures simple replenishment of all distributed products.
- Complete easy-to-manage package.

Art.- No.	 4021176
EVLW-1-KFZ	-487866

Merchandise, automotive pullers / commercial vehicle / agricultural machinery

ST

For optimal display of KUKKO tools in your business.

NFZ




Description

- More information about the products on this wall is provided on our website in the field "+ content.
- Illuminated display.

Advantage

- The combination of tools is based on many years of user experience in various industries.
- KUKKO supports the setup and training of your employees on the various products and pulling principles. Contact us for an individual consult.
- Labeling ensures simple replenishment of all distributed products.
- Complete easy-to-manage package.

Art.- No.	 4021176
EVLW-1-NFZ	-487873



Puller product range - hydraulic exterior pulling - TOP

ST

For clean and orderly storage of various KUKKO products in your workshop.

WT-002






Description

- The combination of tools is based on many years of user experience in various industries.
- More information about the products on this wall is provided on our website in the field "+ content."

Advantage

- Complete easy-to-manage package.
- Central access to products for every employee in the workshop.
- Appreciate the KUKKO modular principle and combine the various types of pullers "Made in Germany".

Art.-No.		 mm	 mm	max. t	Stück pieces
WT-002	-890567	90 - 200	100 - 150	7	11

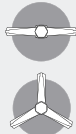


Puller product range - exterior pulling - BASIC

ST

For clean and orderly storage of various KUKKO products in your workshop.

WT-003






Description

- The combination of tools is based on many years of user experience in various industries.
- More information about the products on this wall is provided on our website in the field "+ content."

Advantage

- Complete easy-to-manage package.
- Central access to products for every employee in the workshop.
- Appreciate the KUKKO modular principle and combine the various types of pullers "Made in Germany".

Art.-No.		 mm	 mm	Stück pieces
WT-003	-890574	90 - 200	100 - 150	10



Puller product range - exterior pulling - BASIC+

ST

For clean and orderly storage of various KUKKO products in your workshop.

WT-003+S






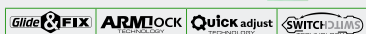
Description

- The combination of tools is based on many years of user experience in various industries.
- More information about the products on this wall is provided on our website in the field "+ content."

Advantage

- Complete easy-to-manage package.
- Central access to products for every employee in the workshop.
- Appreciate the KUKKO modular principle and combine the various types of pullers "Made in Germany".

Art.-No.		 mm	 mm	Stück pieces
WT-003+S	-141461	90 - 200	100 - 150	10



Puller product range - automotive

ST

For clean and orderly storage of various KUKKO products in your workshop.

WT-005








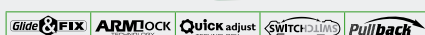
Description

- The tools for the WT-005 are compiled especially for the automotive sector.
- More information about the products on this wall is provided on our website in the field "+ content."

Advantage

- Much of applicable repair work on the engine, chassis, disc, etc., can be done quite easily and with high quality.
- With the KUKKO tool board, tools are always visible and clearly organised in your workshop.
- Appreciate the KUKKO modular principle and combine the various types of pullers "Made in Germany".

Art.-No.		 mm	 mm	 mm	 mm	Stück pieces
WT-005	-038518	60 - 200	50 - 170	12 - 75	10-27	11



12



Puller product range - commercial vehicles - BASIC

ST

For clean and orderly storage of various KUKKO products in your workshop.

WT-008







Description

- The combination of tools is based on many years of user experience in various industries.
- More information about the products on this wall is provided on our website in the field "+ content.

Advantage

- Complete easy-to-manage package.
- Central access to products for every employee in the workshop.
- Appreciate the KUKKO modular principle and combine the various types of pullers "Made in Germany".

Art.-No.		 mm	 mm	 mm	max. t	Stück pieces
WT-008	-890604	200	150 - 200	22 - 115	10	11



Puller product range - commercial vehicles - TOP

ST

For clean and orderly storage of various KUKKO products in your workshop.

WT-010








Description

- The tools are compiled especially for the commercial vehicle sector.
- More information about the products on this wall is provided on our website in the field "+ content.

Advantage

- Complete easy-to-manage package.
- Central access to products for every employee in the workshop.
- Appreciate the KUKKO modular principle and combine the various types of pullers "Made in Germany".

Art.-No.		 mm	 mm	 mm	 mm	max. t	Stück pieces
WT-010	-890628	250	200	22 - 115	36 - 40	8	10



Puller product range - automotive - axle

ST

For clean and orderly storage of various KUKKO products in your workshop.

WT-030






Description

- The combination of tools is based on many years of user experience in various industries.
- More information about the products on this wall is provided on our website in the field "+ content.

Advantage

- Complete easy-to-manage package.
- Central access to products for every employee in the workshop.

Art.-No.		 mm	 mm	Stück pieces
WT-030	-893490	25 - 155	56 - 110	6

Puller product range - commercial vehicles - axle

ST

For clean and orderly storage of various KUKKO products in your workshop.

WT-031






Description

- The combination of tools is based on many years of user experience in various industries.
- More information about the products on this wall is provided on our website in the field "+ content.

Advantage

- Complete easy-to-manage package.
- Central access to products for every employee in the workshop.

Art.-No.		 mm	 mm	Stück pieces
WT-031	-914584	134 - 350	120 - 380	5



Puller product range - industrial - TOP

ST

For clean and orderly storage of various KUKKO products in your workshop.

WT-50







Description

- The combination of tools is based on many years of user experience in various industries.
- More information about the products on this wall is provided on our website in the field "+ content."

Advantage

- Complete easy-to-manage package.
- Central access to products for every employee in the workshop.

Art.-No.	 4021176	 mm	 mm	 mm	max. t
WT-50	-951114	0 - 200	100 - 300	22 - 115	4,5-6



Puller product range - industrial - BASIC

ST

30-20-T







Description

- The combination of tools is based on many years of user experience in various industries.
- More information about the products on this wall is provided on our website in the field "+ content."

Advantage

- Complete easy-to-manage package.
- Central access to products for every employee in the workshop.
- Appreciate the KUKKO modular principle and combine the various types of pullers "Made in Germany".

Art.-No.	 4021176	 mm	 mm	 mm	Stück pieces
30-20-T	-875717	0 - 200	100 - 300	22 - 115	13



Puller product range - industrial - BASIC+

ST

For clean and orderly storage of various KUKKO products in your workshop.

30-20+T







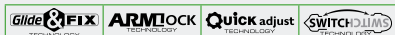
Description

- The combination of tools is based on many years of user experience in various industries.
- More information about the products on this wall is provided on our website in the field "+ content."

Advantage

- Complete easy-to-manage package.
- Central access to products for every employee in the workshop.
- Appreciate the KUKKO modular principle and combine the various types of pullers "Made in Germany".

Art.-No.	 4021176	 mm	 mm	 mm	Stück pieces
30-20+T	-141454	0 - 200	100 - 300	22 - 115	14



Puller product range - universal

ST

For clean and orderly storage of various KUKKO products in your workshop.

220-T






Description

- The combination of tools is based on many years of user experience in various industries.
- More information about the products on this wall is provided on our website in the field "+ content."

Advantage

- Complete easy-to-manage package.
- Central access to products for every employee in the workshop.

Art.-No.	 4021176	 mm	 mm	Stück pieces
220-T	-778759	130 - 450	80 - 400	4





Puller product range - interior pulling - BASIC

ST

For clean and orderly storage of various KUKKO products in your workshop.

WT-017



Light **SHIFT** TECHNOLOGY easy **crew** TECHNOLOGY



Description

- The combination of tools is based on many years of user experience in various industries.
- More information about the products on this wall is provided on our website in the field "+ content.

Advantage

- Complete easy-to-manage package.
- Central access to products for every employee in the workshop.

Art.-No.							max.	Stück pieces
		mm	mm	mm	mm	mm	t	
WT-017	-141478	12 - 70	25-85	72 - 133	55 - 100	120 - 165	4	19

Puller product range - interior pulling - TOP

ST

For clean and orderly storage of various KUKKO products in your workshop.

WT-018



Description

- The combination of tools is based on many years of user experience in various industries.
- More information about the products on this wall is provided on our website in the field "+ content.

Advantage

- Complete easy-to-manage package.
- Central access to products for every employee in the workshop.

Art.-No.								max.	Stück pieces
		mm	mm	mm	mm	mm	mm	t	
WT-018	-141485	60 - 160	50 - 150	12 - 70	25 - 85	55 - 100	120 - 165	4	15

Puller product range - separating

ST

For clean and orderly storage of various KUKKO products in your workshop.

WT-019



Description

- The combination of tools is based on many years of user experience in various industries.
- More information about the products on this wall is provided on our website in the field "+ content.

Advantage

- Complete easy-to-manage package.
- Central access to products for every employee in the workshop.

Art.-No.							max.	Stück pieces
		mm	mm	mm	mm	mm	t	
WT-019	-141492	50 - 95	70 - 170	122 -	12 - 155	200	5	6

Puller product range - automotive - chassis suspension

ST

For clean and orderly storage of various KUKKO products in your workshop.

WT-014



Description

- The combination of tools is based on many years of user experience in various industries.
- More information about the products on this wall is provided on our website in the field "+ content.

Advantage

- Complete easy-to-manage package.
- Central access to products for every employee in the workshop.

Art.-No.							Stück pieces
		mm	mm	mm	mm	mm	
WT-014	-890635	95	170	18 - 40	50	85	10



Ferrule product range - all steel - Premium

ST

For clean and orderly storage of various KUKKO products in your workshop.

WT-020





Description

- The combination of tools is based on many years of user experience in various industries.
- More information about the products on this wall is provided on our website in the field "+ content.

Advantage

- Complete easy-to-manage package.
- Central access to products for every employee in the workshop.

Art.-No.		 mm	Stück pieces
WT-020	-141508	160x80; 250x100; 250x120; 300x140; 200x100	15

Ferrule product range - malleable cast - Premium

ST

For clean and orderly storage of various KUKKO products in your workshop.

WT-021





Description

- The combination of tools is based on many years of user experience in various industries.
- More information about the products on this wall is provided on our website in the field "+ content.

Advantage

- Complete easy-to-manage package.
- Central access to products for every employee in the workshop.

Art.-No.		 mm	Stück pieces
WT-021	-141515	160x80; 250x100; 250x120; 300x140	12


Wall panel, blank

ST

For the clean and orderly storage of various KUKKO pullers in your workshop.

WT-000



Art.-No.		 mm	 mm
WT-000	-890550	500	1000

Workshop tool trolley

ST

Workshop tool trolley that can be combined with drawers for the proven KUKKO L-BOXX system.

K-CubeBoxx








Description

- Tilt-resistant with stable design.
- Smooth and stable load castors, including two with brakes.
- Simple loading of extracts with KUKKO-L-Boxx cases.
- Fully assembled prior to delivery, including black rubber mat in the storage compartment.

Advantage

- Ideal work height for use in workshops and industry.
- Smooth-running extracts and self-closing mechanism for the drawers.
- KUKKO L-BOXX - quickly and easily adjustable with quick locking mechanism.
- Simply remove the drawers to use the large L+BOXX separately.


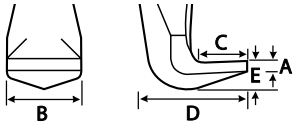
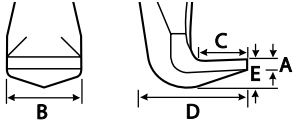
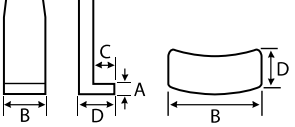
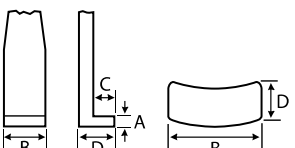
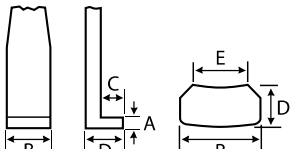
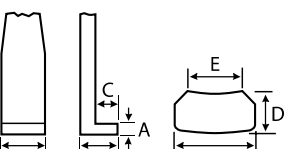
Art.-No.			 mm	 mm	 mm
K-CubeBoxx	-909986	4	620	1035	560

12






Pulling jaws, series 20 and 30

Series	Dimensions of the puller jaws	A	B	C	D	E	 mm
		mm	mm	mm	mm	mm	
20 20+ 30 30+		3,0	20	15	31	10	100
		4,0	24	18	40	9	150
		4,0	35	37	67	20	200
20 20+ 30 30+		3,0	20	15	31	10	200
		3,0	20	15	31	10	250
		4,0	24	18	40	9	300
		4,0	35	37	67	20	300
		4,0	35	37	67	20	400
		4,0	35	37	67	20	500
20-S 20+S 30-S 30+S		2,6	30	7	14	-	100
		4,0	32	8	19	-	150
		6,5	35	17	52	-	200
20-S 20+S 30-S 30+S		2,6	30	7	14	-	200
		2,6	30	7	14	-	250
		4,0	32	8	19	-	300
		6,5	35	17	40	-	300
		6,5	35	17	40	-	400
		6,5	35	17	40	-	500
20-S-T 20+S-T 30-S-T 30+S-T		3,0	24	7	12	15	100
		3,0	24	7	12	15	200
20-S-T 20+S-T 30-S-T 30+S-T		3,0	24	7	12	15	250
		3,0	24	7	12	15	250





	QUICK adjust TECHNOLOGY	suitable for  KUKKO-pullers:		QUICK adjust TECHNOLOGY	suitable for  KUKKO-pullers:
Art.-No. Pair	Art.-No. Pair		Art.-No. Set	Art.-No. Set	
1-90-P	1-92-P	20-1; 20-10	1-90-S	1-92-S	30-1; 30-10
2-150-P	2-152-P	20-2; 20-20	2-150-S	2-152-S	30-2; 30-20
3-200-P	3-202-P	20-3; 20-30; 20-4; 20-40	3-200-S	3-202-S	30-3; 30-30; 30-4; 30-40
1-190-P	1-192-P	20-1; 20-10	1-190-S	1-192-S	30-1; 30-10
1-250-P	1-252-P	20-1; 20-10	1-250-S	1-252-S	30-1; 30-10
2-300-P	2-302-P	20-2; 20-20	2-300-S	2-302-S	30-2; 30-20
3-300-P	3-302-P	20-3; 20-30; 20-4; 20-40	3-300-S	3-302-S	30-3; 30-30; 30-4; 30-40
3-400-P	3-402-P	20-3; 20-30; 20-4; 20-40	3-400-S	3-402-S	30-3; 30-30; 30-4; 30-40
3-500-P	3-502-P	20-3; 20-30; 20-4; 20-40	3-500-S	3-502-S	30-3; 30-30; 30-4; 30-40
1-91-P	1-93-P	20-1; 20-10	1-91-S	1-93-S	30-1; 30-10
2-151-P	2-153-P	20-2; 20-20	2-151-S	2-153-S	30-2; 30-20
3-201-P	3-203-P	20-3; 20-30	3-201-S	3-203-S	30-3; 30-30
1-191-P	1-193-P	20-1; 20-10	1-191-S	1-193-S	30-1; 30-10
1-251-P	1-253-P	20-1; 20-10	1-251-S	1-253-S	30-1; 30-10
2-301-P	2-303-P	20-2; 20-20	2-301-S	2-303-S	30-2; 30-20
3-301-P	3-303-P	20-3; 20-30	3-301-S	3-303-S	30-3; 30-30
3-401-P	3-403-P	20-3; 20-30	3-401-S	3-403-S	30-3; 30-30
3-501-P	3-503-P	20-3; 20-30	3-501-S	3-503-S	30-3; 30-30
1-94-P	1-95-P	20-1; 20-10	1-94-S	1-95-S	30-1; 30-10
1-194-P	1-195-P	20-1; 20-10	1-194-S	1-195-S	30-1; 30-10
1-254-P	1-255-P	20-1; 20-10	1-254-S	1-255-S	30-1; 30-10



Pulling hooks


Series	Dimensions of the puller jaws	A mm	B mm	C mm	D mm	E mm	C2 mm	E2 mm
12-1 - 12-3		3,0	14	13	25	17	-	-
		3,0	17	13	27	20	-	-
		4,0	20	15	35	28	-	-
12-4 - 12-7		4	18	19	63	20	21	30
		4	18	19	63	20	21	30
		4	28	22	70	20	21	30
		4	28	22	70	20	21	30
14		2,5	21	3,5	8,5	-	-	-
		4,0	30	4	1-2	-	-	-
		4,0	30	5	1-3	-	-	-
		2,5	11	3,5	8,5	-	-	-
		4,0	30	5	1-3	-	-	-
41 42		2,0	10	7	15	4	-	-
		2,0	11	8	15	4	-	-
		2,0	11	9	16	5	-	-
		3,0	18	13	22	7,5	-	-
		4,0	24	18	35	9	-	-
		5,0	34	23	35	15	-	-
43 44 45		2,0	11	10	17	5	-	-
		2,0	11	10	17	5	-	-
		2,0	11	11	18,5	5	-	-
		3,0	16	11	20	7	-	-
		3,0	17	14	30	10	-	-
		3,0	20	19	32	12	-	-
		3,0	26	22	17	12	-	-
		4,0	28	24	40	16	-	-
		4,0	28	24	40	16	-	-
		7,0	10	22	60	22	-	-
46 47		8,0	30	22	50	22	-	-
		6,0	30	24	50	22	-	-
110		2,5	12	5	15	7	-	-
		5	15	10	25	13	-	-
		6	18	12	30	14	-	-
		9	20	12	35	18	-	-
		9	20	12	35	18	-	-
112 113		10°	10	7	12	5	-	-
		15°	10	7	12	5	-	-
		15°	15	8	15	6	-	-
		15°	15	8	15	5,5	-	-
		5°	20	11	20	6,5	-	-
120 130		4	21	15	32	9	-	-
		4	21	15	32	9	-	-
		4	28	18	43	15	-	-
		4	28	18	43	15	-	-



Art.- No.	built in  KUKKO-pullers:	Art.- No.	built in  KUKKO-pullers:
-	-	12-1-100-S	12-1
-	-	12-2-125-S	12-2
-	-	12-3-180-S	12-3
-	-	12-4-225-E	12-4
-	-	12-5-275-E	12-5
-	-	12-6-300-E	12-6
-	-	12-7-350-E	12-7
14-1-85-P	14-1	-	-
14-2-125-P	14-2	-	-
14-3-160-P	14-3	-	-
14-01-85-P	14-01	-	-
14-03-160-P	14-03	-	-
41-0-40-P	41-0	42-0-40-S	42-0
41-1-65-P	41-1	42-1-65-S	42-1
41-2-80-P	41-2	42-2-80-S	42-2
41-3-120-P	41-3	42-3-120-S	42-3
41-4-160-P	41-4	42-4-160-S	42-4
41-5-200-P	41-5	42-5-200-S	42-5
43-1-50-P	43-1	43-11-50-S	43-11
43-2-70-P	43-2	43-12-70-S	43-12
43-3-80-P	43-3	43-13-80-S	43-13
44-1-100-P	44-1	45-1-100-S	45-1
44-2-120-P	44-2	45-2-120-S	45-2
44-3-160-P	44-3	45-3-160-S	45-3
44-4-200-P	44-4	45-4-200-S	45-4
44-5-250-P	44-5	45-5-250-S	45-5
44-6-275-P	44-6	45-6-275-S	46-6
-	-	45-7-350-S	45-7
46-300	46-1-A; 46-1-B 46-2-A; 46-2-B	46-300	47-1-A; 47-1-B 47-2-A; 47-2-B
46-450	46-2-A; 46-2-B	46-450	47-2-A; 47-2-B
110-01-50-P	110-01; 110-02	-	-
110-1-100-P	110-1; 110-10	-	-
110-2-150-P	110-2; 110-20	-	-
110-3-200-P	110-3	-	-
110-4-250-P	110-4	-	-
112-1-45-P	112-1	-	-
112-10-70-P	112-10	-	-
112-2-70-P	112-2	-	-
112-20-100-P	112-20	113-20-100-S	113-20
112-3-165-P	112-3	113-3-165-S	113-3
0-100-P	120-1; 120-10	0-100-S	130-10
0-148-P	120-2	0-148-S	130-2
0-150-P	120-20	0-150-S	130-20
0-200-P	120-3; 120-30	0-200-S	130-3



Pulling hooks

Series	Dimensions of the puller jaws	A mm	B mm	C mm	D mm	E mm	A2 mm	B2 mm	C2 mm	D2 mm	E2 mm	 mm
201 202 203 208-0		3,0	11	8	17	6	2	11	5	14	6	-
		3,0	15	12	25	7	2	9	9	22,5	7	-
		4,0	26	20	35	7	3	20	18	33	7	8
		5,0	26	20	35	12	4	26	20	35	12	8
		8,0	26	21	45	20	8	26	17	40	20	-
		7,5	8,5	3,5	11,5	7,5	6	6	3,5	8,5	6	-
		5,0	10	9	15	5	5	10	9	20	5	-
208 209		3,5	16	13	26	10	-	-	-	-	-	-
		4,5	20	20	30	13	-	-	-	-	w-	-
204		4,0	22	12	22	8,5	-	-	-	-	-	-
		3,5	24	12	25	10	-	-	-	-	-	-
		4,0	30	21	35	15	-	-	-	-	-	-
204-0		2,5	18	10	20	5	-	-	-	-	-	-
		3,0	24	9	20	6	-	-	-	-	-	-
210		4,0	25	15	35	11	2	25	5	25	17	-
		4,0	25	15	40	15	1,5	25	5	36	22	-
		4,0	25	15	50	15	2,0	25	5	31	22	-
205 206 207		2,0	14	12	27	7,5	-	-	-	-	-	-
		3,0	18	14	41	8	-	-	-	-	-	-
		4,0	24	15	50	18	-	-	-	-	-	-
		5,0	30	19	48	18	-	-	-	-	-	-
		8,0	30	22	46	20	-	-	-	-	-	-
		4,5	30	22	58	19	-	-	-	-	-	-
482 483		2,0	8	8	11	4	-	-	-	-	-	-
		2,5	8	8	12	5	-	-	-	-	-	-
		3,0	14	8	17	8	-	-	-	-	-	-
		3,5	16	9	22	9	-	-	-	-	-	-
		3,5	16	12	25	10	-	-	-	-	-	-
820 844 845		5,0	30	20	40	8	-	-	-	-	-	-
		6,5	25,5	13	40	-	-	-	-	-	-	-
		6,5	25,5	13	38	-	-	-	-	-	-	-
		6,5	25,5	16	44	-	-	-	-	-	-	-
		6,5	25,5	13	42	-	-	-	-	-	-	-
		6,5	25,5	13	44	-	-	-	-	-	-	-
Y-205 Y-206		5,0	29	25	102	33	-	-	-	-	-	-
		5,0	38,5	30	125	41	-	-	-	-	-	-
		10,0	30	42	155	63	-	-	-	-	-	-
Y-208		4,0	24	15	50	18	-	-	-	-	-	-
		4,5	30	22	58	19	-	-	-	-	-	-



Art.- No. Pair	built in  KUKKO-pullers:	Art.- No. Set	built in  KUKKO-pullers:	built in  KUKKO-pullers:
201-075-P	201-0	202-075-S	202-0	203-0
201-1-85-P	201-1	202-1-85-S	202-1	203-1
201-2-130-P	201-2	202-2-130-S	202-2	203-2
201-3-260-P	201-3	202-3-260-S	202-3	203-3
201-4-300-P	201-4	202-4-300-S	202-4	203-4
201-S-P	201-S	202-S-S	202-S	-
208-0-100-P	208-0	209-0-100-S	209-0	-
208-01-125-P	208-01	209-01-125-S	209-01	-
208-02-190-P	208-02	209-02-190-S	209-02	-
204-1-90-P	204-1	-	-	-
204-2-100-P	204-2	-	-	-
204-3-140-P	204-3	-	-	-
204-0-70-P	204-0	-	-	-
204-02-100-P	204-02 204-V	-	-	-
210-1-170-P	210-1	-	-	-
210-2-270-P	210-2	-	-	-
210-3-325-P	210-3	-	-	-
205-00-100-P	205-00	206-00-100-S	206-00; 207-00	-
205-01-150-P	205-01	206-01-150-S	206-01; 207-01	-
205-02-220-P	205-02	206-02-220-S	206-02; 207-02; 206-02-B; 207-02-B	-
205-1-280-P	205-1	206-1-280-S	206-1; 207-1; 206-1-B; 207-1-B	-
205-2-400-P	205-2	206-2-400-S	206-2; 207-2; 206-2-B; 207-2-B; 209-2-B	-
205-3-540-P	205-3	206-3-540-S	206-3; 207-3; 206-3-B; 207-3-B	-
482-1-40-P	482-1	-	-	-
482-2-90-P	482-2	483-2-90-S	483-2	-
482-3-150-P	482-3	483-3-150-S	483-3	-
482-4-200-P	482-4	483-4-200-S	483-4	-
482-5-250-P	482-5	483-5-250-S	483-5	-
820-225-P	820-0	-	-	-
844-100	844-1-B	844-100	845-1-B	-
844-150	844-2-B	844-150	845-2-B	-
844-200	844-4-B	844-200	845-4-B	-
844-250	844-3-B	844-250	845-3-B	-
844-251	844-5-B	844-251	845-5-B	-
Y205-00	Y20-205 ; Y28-205	Y205-00	Y20-206; Y28-206	-
Y305-00	Y30-205; Y38-205	Y305-00	Y30-206; Y38-206	-
Y505-00	Y50-205; Y58-205	Y505-00	Y50-206; Y58-206	-
-	-	206-02-220-S	Y05-208; Y08-208	-
-	-	206-3-540-S	Y10-208; Y18-208	-



INDEX

1-190-P	36	11-1-A5	33	142-5	152	2-300-S	36
1-190-S	36	11-1-AV	35	142-F-SW	152	2-301-P	37
1-191-P	37	11-1-B	33	128-G-3	136	2-301-S	37
1-191-S	37	11-1-BV	35	128-G-4	136	2-302-P	39
1-192-P	39	11-2-A	33	128-G-6-H15	136	2-302-S	39
1-192-S	39	11-2-A3	33	128-T-4	130	2-303-P	40
1-193-P	40	11-2-A4	33	129-0-25	131	2-303-S	40
1-193-S	40	11-2-A5	33	129-0-29	131	2-V-150-P	49
1-194-P	38	11-2-AV	35	129-0-DC-1	131	2-V-150-S	49
1-194-S	38	11-2-B	33	129-0-DC-2	131	20-1-2	17
1-195-P	41	11-2-BV	35	129-0	131	20-1-25	17
1-195-S	41	11-3-B	33	129-1-B-1	132	20-1-4	17
1-250-P	36	11-520	35	129-1	132	20-1-5-T	26
1-250-S	36	11-650	35	129-2	132	20-1-S	23
1-251-P	37	110-01	69	129-25	131	20-10-2	17
1-251-S	37	110-02	69	129-3-A-32	132	20-10-25	17
1-252-P	39	110-10	69	129-3-A-34	132	20-10-4	17
1-252-S	39	110-1	69	129-3-A	132	20-10-P3	18
1-253-P	40	110-20	69	129-3-H	133	20-10-S-T	26
1-253-S	40	110-2	69	129-3	133	20-10-S	23
1-254-P	38	110-3	69	129-36-H	135	20-10-SP-T	26
1-254-S	38	110-4	69	129-36	135	20-10-SP	24
1-255-P	41	112-10	59	129-4-30	133	20-10-V	153
1-255-S	41	112-1	59	129-4-H	133	20-10	16
1-400-P	36	112-20	59	129-4	133	20-1	16
1-400-S	36	112-2	59	129-5-45-H10	135	20-2-3-B	18
1-401-P	37	112-3	59	129-5-45-H20	135	20-2-3	17
1-401-S	37	113-20	59	129-5-45	134	20-2-B	16
1-90-P	36	113-3	59	129-5-50-H10	135	20-2-S	23
1-90-S	36	116-20	154	129-5-50-H20	135	20-20-3-B	18
1-91-P	37	118-0	154	129-5-50	134	20-20-3	17
1-91-S	37	118-1	154	129-5-H	134	20-20-B	16
1-92-P	39	119-0	146	129-5	134	20-20-P2	18
1-92-S	39	119-1	146	129-6	136	20-20-S	23
1-93-P	40	12-1	66	13-HP-100	120	20-20-SP	24
1-93-S	40	12-2	66	13-HP-180	121	20-20	16
1-94-P	38	12-3	66	13-ME-180	121	20-2	16
1-94-S	38	12-4	66	13-TP-1	121	20-2	16
1-95-P	41	12-5	66	13-TP-2	121	20-3-25	17
1-95-S	41	12-6	66	13-TP-3	121	20-3-3-B	18
1-V-100-P	49	12-7	66	130-10	68	20-3-3	17
1-V-100-S	49	120-10	68	130-10	68	20-3-4-B	18
1-V-150-P	49	120-1	68	130-20	68	20-3-4	17
1-V-150-S	49	120-20	68	130-2	68	20-3-5-B	18
10-A	150	120-2	68	130-3	68	20-3-5	17
10-G	150	120-3	68	133-100	166	20-3-B	16
10-M	151	120-ST	68	133-105	166	18-2-B	92
100-0	146	121-182	157	133-110	166	18-208A	93
100-1	146	121-184	157	133-115	166	18-210A	93
100-2	146	121-186	157	133-120	166	18-212A	93
100-3	146	121-190	157	133-24	166	18-214A	93
101-1	147	121-200	157	133-27	166	18-216A	93
101-2	147	121-225	157	133-30	166	18-218A	93
101-3	147	121-225	157	133-32	166	18-2	92
102-0	147	121-260	157	133-34	166	18-3-AS	93
102-1	147	121-265	157	133-36	166	18-3-B	92
103-1	154	121-266	157	133-41	166	18-314A	93
103-2	154	121-293	157	133-46	166	18-316A	93
103-3	154	121-319	157	133-50	166	18-318A	93
104-32	149	121-326	157	133-55	166	18-320A	93
104	149	121-389	157	133-60	166	18-322A	93
105-0	149	123-2	144	133-65	166	18-324A	93
105-1	149	123-3	144	133-70	166	18-3	92
108-1	149	123	144	133-75	166	18-4-B	92
108-2	149	124-20-A	154	133-80	166	18-4	92
108-3	149	124-20-B	154	133-85	166	18-5-B	92
11-0-A	33	124-20-U	154	133-90	166	18-5	92
11-0-A3	33	124-K	155	133-95	166	19-00-P	92
11-0-A4	33	126-10	144	134	155	19-1-P	92
11-0-A5	33	126-15	145	135-1	131	19-2-P	92
11-0-AV	35	127-2	130	135-2	131	19-3-P	92
11-0-B	33	127-3	130	135-3	131	19-4-P	92
11-0-BV	35	127-4	130	135-4	131	19-5-P	92
11-0-T	35	128-1	130	135-5	131	1900-30	167
11-1-A	33	128-2	130	139-1	83	1900-50	167
11-1-A3	33	128-3	130	14-01	56	1900-75	167
11-1-A4	33	128-4	130	14-03	56	2-150-P	36
				14-1	56	2-150-S	36
				14-2	56	2-151-P	37
				14-3	56	2-151-S	37
				140-1	67	2-152-P	39
				140-2	67	2-152-S	39
				140-3	67	2-153-P	40
				140-5	67	2-153-S	40
				142-1	152	2-300-P	36



ALPHABETICAL TABLE OF CONTENTS

2	
2 Extensions for pulling devices (pair).....	92
2 extremely narrow jaws (pair).....	38
2 extremely narrow, quick adjusting jaws (pair).....	41
2-jaw Auto-Snap pullers in display package.....	60
2-jaw bearing pullers "Cobra" with separating claw and side clamp.....	64
2 jaw extensions (pair).....	49
2-jaw puller.....	153
2-jaw puller "Cobra" for inner races with side clamp.....	153
2-jaw puller for brake linkage adjusters.....	144
2-jaw puller for fan wheels.....	62
2-jaw puller for vibration dampers with quick adjusting jaws.....	154
2-jaw pullers.....	16
2-jaw pullers for roller bearings, swedish model.....	59
2-jaw pullers with quick adjusting capability and T-jaws with claw feet.....	56
2-jaw pullers with reversible double-end jaws.....	62
2-jaw puller with cone-driven spread adjuster.....	61
2-jaw puller with extremely narrow jaws, in set.....	26
2-jaw puller with narrow jaw, in set.....	24
2-jaw puller with reversible double-end jaws.....	70
2-jaw puller with short hydraulic spindle.....	34
2-jaw puller with short hydraulic spindle.....	116
2-jaw puller with short hydraulic spindle.....	116
2-jaw puller with swiveling jaws (without hydraulic hollow ram for pump drive) ...	172
2-jaw quick adjusting pullers.....	56
2-jaw separator pullers "Cobra" with adjustable reach.....	65
2-jaw small part puller with self-centering jaws.....	57
2 narrow jaws (pair).....	37
2 narrow, quick adjusting jaws (pair).....	40
2 pulling arms (pair).....	36
2 pulling arms with adjustable length (Pair).....	41
2 quick adjusting jaws (pair).....	39
3	
3 extremely narrow jaws (set).....	38
3 extremely narrow, quick adjusting jaws (set).....	41
3-jaw "alligator" pullers with pre-settable jaws.....	66
3-jaw bearing puller with self-centering pulling hook and long hydraulic spindle (with handle).....	120
3-jaw combination puller set with locking mechanism.....	57
3-jaw combination pullers with reversible double-end jaws.....	63
3-jaw combination puller with adjustable reach and swiveling jaws.....	55
3-jaw combination puller with adjustable reach and swiveling jaws.....	55
3-jaw combination puller with adjustable reach, long hydraulic spindle and swiveling jaws(including mechanical pressure screw).....	55
3-jaw combination puller with locking mechanism in plastic bag.....	56
3-jaw combination puller with swiveling jaws (without hydraulic cylinder for pump drive).....	174
3 jaw extensions (set).....	49
3-jaw puller for fan wheels.....	62
3-jaw puller, high performance is guaranteed.....	33
3-jaw pullers for roller bearings, swedish model.....	59
3-jaw pullers with adjustable reach.....	35
3-jaw pullers with adjustable reach and long hydraulic spindle.....	35
3-jaw pullers with reversible double-end jaws.....	63
3-jaw puller with cone-driven spread adjuster.....	61
3-jaw puller with extremely narrow jaws, in set.....	27
3-jaw puller with long hydraulic spindle, high performance is guaranteed.....	33
3-jaw puller with long hydraulic spindle(including mechanical pressure screw).....	51
3-jaw puller with pre-settable jaws for inside and outside pulling.....	66
3-jaw puller with reversible double-end jaws.....	71
3-jaw puller with self-centering jaws.....	155
3-jaw puller with self-centering jaws.....	156
3-jaw puller with swiveling jaws (without hydraulic hollow ram for pump drive) ..	173
3-jaw small part puller with self-centering jaws.....	57
3 narrow jaws (set).....	37
3 narrow, quick adjusting jaws (set).....	40
3 pulling arms (set).....	36
3 quick adjusting jaws (set).....	39
A	
Accessories for hollow rams.....	173
Accessories for hollow rams.....	177
Accessories for hydraulic pullers.....	172
Accessories for hydraulic pulling devices.....	176
Adjustable ball joint extractors for heavy trucks.....	134
Adjustable ball joint extractors lever type, for all passenger cars, commercial vehicles and medium-sized trucks.....	132
Adjustable ball joint extractors lever type for passenger-cars.....	131
Adjustable ball joint extractors lever type for passenger-cars.....	133
Adjustable ball joint extractors lever type for passenger cars and light commercial vehicles.....	132
Adjustable ball joint extractors lever type, special model for passenger cars with aluminium chassis.....	132
Adjustable ball joint extractors lever type, universal for medium-sized and heavy trucks, busses and construction vehicles.....	133
Adjustable ball joint extractors with hydraulic ram for heavy trucks.....	134
Auxiliary hydraulic ram.....	47
B	
Ball bearing extracting set with counterstay and slide hammer.....	82
Ball bearing extractors and pulling arm sets.....	101
Ball bearing extractor sets for deep-groove ball bearings.....	101
Ball bearing extractor sets "Universal.....	101
Ball bearing puller, "PULLPO".....	100
Ball joint extractor.....	130
Ball joint extractor.....	130
Ball joint extractors.....	130
Ball joint extractors.....	136
Ball joints extractor for trucks "Universal.....	136
Ball joints extractor with short hydraulic spindle.....	133
Battery terminal puller.....	153
Bearing fitting tool kit, light outdoor installation set.....	102
Bearing fitting tool kit made of steel, heavy duty.....	102
Bearing fitting tool kit made of steel, heavy duty.....	102
Bolt extractors, american shape with broad flutes.....	161
Bolt extractor set.....	160
Bolt extractor set, american shape with broad flutes.....	161



Bolt extractor sets	162	Hydraulic 3-jaw puller with swiveling jaws, with hydraulic hollow ram for pump drive	171
Bolt extractor set "Super Traction"	161	Hydraulic "4 Puller" - Set with self-centering pulling arms	113
Bolt extractors german, shape with narrow flutes	161	Hydraulic "6 Pullers" - Set with self-centering pulling arms	113
Bolt extractors "Super Traction"	160	Hydraulic "10 Pullers" - Set with self-centering pulling arms	113
Bolt extractors with drills and drill-guide	160	Hydraulic bearing puller and extractor set	115
Bolt hole puncher	157	Hydraulic bearing puller set	115
Bracket hook with slide hammer	151	Hydraulic bearing puller set	115
Brake caliper tools set	144	Hydraulic bell-shaped drop arm puller	136
Brake piston retractor	145	Hydraulic cylinder rams with collar threads	178
		Hydraulic external puller sets	171
C		Hydraulic external puller sets	185
Chain splitting and riveting tool	156	Hydraulic hand pump, gauge and hoses	171
Chain wrench	149	Hydraulic hollow rams	178
Circlip pliers, external	104	Hydraulic hub puller	150
Circlip pliers, internal	104	Hydraulic hub puller	151
Circlip pliers service set	105	Hydraulic pulling device (including mechanical pressure screw)	92
Clamp for 2-jaw pullers	49	Hydraulic push/pull device sets	176
Clamp spring spreader for VW-exhaust system	146	Hydraulic push/pull device sets	185
Clipping device for fluid hoses	154	Hydraulic push/pulling device with hydraulic hollow ram for pump drive	175
Counterstays	80	Hydraulic wheel puller for low-floor bus: MB Citaro, MAN, Neoplan	150
Cylinder liner puller set	84	Hydraulic wheel puller for low-floor bus: MB Citaro, MAN, Neoplan	170
D		I	
David extraction cart	184	Inductive heater	105
Deflection tool for injectors	155	Internal extractors	78
Detaching tool for car-door inside panel	155	Internal extractors	114
Disk brake pad remover	144	Internal extractors	175
Display	186	Internal extractor with slide hammer	85
Display	188		
Double-edged, mechanic nut splitters	124	K	
		Key-lifter for keys in slots	83
E		KUKKO Special grease for pressure spindles	46
Europäer	167	KUKKO Thread Repair Set	142
Extensions for internal extractors	79	KUKKO Thread Repair System in the TANOS® - Systainer	142
Extractor for parts with tapholes	84		
		L	
F		Lift cylinder	178
Farm and workshop puller with jaws in varying lengths, in set with metal case	69	Long hydraulic spindles	46
Farm and workshop puller with jaws of varying lengths, in set	69	Long hydraulic spindles	47
Ferrule product range - all steel - Premium	193	Long hydraulic spindles with handle	120
Ferrule product range - malleable cast - Premium	193		
Flange spreaders (Pair)	166	M	
Flang type axle puller	143	Mechanical nut splitter set	124
Fork separators	131	Mechanical pressure screw	118
For pulling particularly tight bearings, gears, discs, etc.	71	Mechanical pressure screws	119
For pulling particularly tight bearings, gears, discs, etc.	71	Merchandise, automotive pullers / commercial vehicle / agricultural machinery	188
For removing bearings, gears, discs, etc.	56	Merchandise, automotive pullers	188
For removing bearings, gears, discs, etc. for tight or difficult-to-access spaces.	31	Mobile hydraulic puller "GOLIATH"	183
		Mobile hydraulic separator "GOLIATH"	184
H		Mobile hydraulic separator "GOLIATH" and hydraulic puller	183
High-flow coupling	179	Mounting for hydraulic cylinder	179
Hub puller	151		
Hub puller with slide hammer (4 and 5 hole hub)	151		
Hydraulic 2-jaw puller with swiveling jaws, with hydraulic hollow ram for pump drive	170		
Hydraulic 3-jaw combination puller with swiveling jaws, with hydraulic cylinder for pump drive	174		



N		S	
Needle bearing extractors	78	Sales display "Economy"	68
Needle bearing extractors	78	Sales display for 2-jaw pullers	17
		Sales display for 2-jaw pullers	28
O		Sales display for 2-jaw puller with narrow jaws	23
Oil filter wrench	149	Sales display for 2-jaw puller with narrow jaws	30
Oil filter wrench	149	Screw adapters (pair)	93
Open-end slogging spanners (~DIN 133)	166	Seal disassembly tools	103
		Seal pulling set (radial shaft seal) in case	103
P		Segmented internal extractor	79
Passenger car V-belt pulley set for all passenger car types	155	Separating-sets	90
Percussion type bearing extractor sets	81	Separating-sets with quick clamping pressure spindle	91
Pin drive	137	Separators	90
Pin drive set	137	Separators for hydraulic push/pull devices	175
Piston pin driver	147	Separators with quick clamping pressure spindle	91
Piston ring compressor	146	Separators with 3 segments	121
Piston ring spreaders	147	Set of clamp spring tension wedges for VW-exhaust system	146
Pressure pad bricks	49	Set of extensions for internal extractors	79
Pressure pads for hollow rams	179	Set of parallel-key and dowel-pin extractors	85
Pressure pads for hollow rams	179	Set of screw adapters	93
Pressure pads for hollow rams	179	Set of slide hammer and counterstays for extracting ball bearings and dowel-pins	83
Protective blankets for extraction jobs	184	Set of slide hammer for extracting ball bearings and dowel-pins	81
Puller for cam wheels (VW/Audi)	154	Set of stud pulling devices with screw adapters	145
Puller, high performance is guaranteed	33	Set of thread inserts	84
Puller product range - automotive	189	Set of two- and three-arm pullers with narrow jaws	24
Puller product range - automotive - axle	190	Set of two- and three-arm pullers with narrow jaws	24
Puller product range - automotive - chassis suspension	192	Set of universal 2- and 3-jaw pullers	19
Puller product range - commercial vehicles - axle	190	Set of universal 2- and 3-jaw pullers	19
Puller product range - commercial vehicles - BASIC	190	Set of universal 2- and 3-jaw pullers with extremely narrow jaws	26
Puller product range - commercial vehicles - TOP	190	Set of universal 2- and 3-jaw pullers with extremely narrow, quick adjusting jaws	32
Puller product range - exterior pulling - BASIC	189	Sets of bearing extracting tools	82
Puller product range - exterior pulling - BASIC+	189	Sets of bearing pulling and extracting tools	83
Puller product range - hydraulic exterior pulling - TOP	189	Sets of slide hammers in case	84
Puller product range - industrial - BASIC	191	Short hydraulic spindles	46
Puller product range - industrial - BASIC+	191	Short hydraulic spindles	118
Puller product range - industrial - TOP	191	Single-edged, grease hydraulic nut splitters	125
Puller product range - interior pulling - BASIC	192	Single-edged, mechanical nut splitters	124
Puller product range - interior pulling - TOP	192	Single soft scraper	157
Puller product range - separating	192	Slide hammer devices	80
Puller product range - universal	191	Slogging spanners (~DIN 7444)	167
Pulling bolts and extensions	119	Small-part puller	67
Pulling chuck for deep groove bearing inner races	103	Small-part pullers, e.g. for speedometer cable pullers	67
Pulling device	121	Small-part pullers set	67
Pulling device	143	Spare parts for assembly 11	35
Pulling device for truck axles, in case	143	Spare parts for assembly 844/845	112
Pulling devices	92	Special grease for pressure spindles	146
Pulling device with hydraulic screw	114	Spindle extension	118
Pulling device with hydraulic spindle (with handle)	121	Splintentreiber	127
Pulling hook sets	100	Spreader for shock absorber mountings and steering parts	137
PULLPO" ball bearing puller sets	100	Spring compressor "MacPherson"	145
Pulse wheel puller	157	Spring compressor "Universal"	145
Pump- driven hydraulic nut splitter	170	Steering head bearing fitting tool kit	103
Pump- driven hydraulic nut splitter in a case	125	Steering head bearing fitting tool kit	156
Pump- driven hydraulic nut splitter in a case	170	Steering wheel puller for steering wheel with spokes	148
Pumpenhydraulische Mutternsprenger	169	Steering wheel pullers	147
Push/pulling device (without hydraulic hollow ram for pump drive)	177	Steering wheel pullers	148



Steering wheel pullers	148
Step plate adapter sets for center-bored parts	177
Strap wrench.....	149
Stud pullers for confined spaces	163
Stud pullers set for confined spaces	163
Stud pullers with internal serration.....	162
Stud pullers with internal serration.....	162
Stud puller with extra wide working range.....	162

T

Tie and connecting rod joint puller with hydraulic lift cylinder	135
Tie and connecting rod joint puller with hydraulic lift cylinder	135
Tie and connection rod joint puller for heavy trucks.....	134
Tool holder with ratchet	47

U

Universal 2-jaw and 3-jaw puller set with narrow, quick-adjusting pulling jaws	31
Universal 2-jaw and 3-jaw puller set with quick-adjusting pulling jaws	29
Universal 2-jaw "economy" puller with adjustable reach, long hydraulic spindle and swiveling jaws	71
Universal 2-jaw puller, in set	18
Universal 2-jaw pullers "Techno".....	69
Universal 2-jaw pullers "Vario"	68
Universal 2-jaw pullers with adjustable reach.....	34
Universal 2-jaw pullers with Auto-Snap.....	60
Universal 2-jaw pullers with Auto-Snap.....	60
Universal 2-jaw pullers with side clamp.....	64
Universal 2-jaw puller with adjustable reach and long hydraulic spindle (including mechanical pressure screw)	34
Universal 2-jaw puller with adjustable reach and swiveling jaws	53
Universal 2-jaw puller with adjustable reach and swiveling jaws	70
Universal 2-jaw puller with adjustable reach, long hydraulic spindle and swiveling jaws(including mechanical pressure screw)	53
Universal 2-jaw puller with extended jaws	17
Universal 2-jaw puller with extremely narrow jaws	26
Universal 2-jaw puller with extremely narrow, quick adjusting jaws	32
Universal 2-jaw puller with long hydraulic spindle and extended jaws(including mechanical pressure screw)	18
Universal 2-jaw puller with long hydraulic spindle and quick adjusting jaws(including mechanical pressure screw)	28
Universal 2-jaw puller with long hydraulic spindle and swiveling jaws(including mechanical pressure screw)	52
Universal 2-jaw puller with long hydraulic spindle(including mechanical pressure screw).....	16
Universal 2-jaw puller with long hydraulic spindle(including mechanical pressure screw).....	50
Universal 2-jaw puller with narrow jaws.....	23
Universal 2-jaw puller with narrow jaws, in set, quick adjusting jaws.....	31
Universal 2-jaw puller with narrow, quick adjusting jaws	30
Universal 2-jaw puller with quick adjusting jaws	28
Universal 2-jaw puller with self-centering jaws	58
Universal 2-jaw puller with self-centering jaws	58
Universal 2-jaw puller with short hydraulic spindle and self-centering jaws.....	112
Universal 2-jaw puller with swiveling jaws	50
Universal 2-jaw puller with swiveling jaws	51
Universal 3-jaw "economy" puller with adjustable reach, long hydraulic spindle and swiveling jaws	71
Universal 3-jaw pullers	21
Universal 3-jaw puller-set.....	23

Universal 3-jaw pullers "Vario	68
Universal 3-jaw puller with adjustable reach and adjustable swiveling jaws	54
Universal 3-jaw puller with adjustable reach and adjustable swiveling jaws	70
Universal 3-jaw puller with adjustable reach, long hydraulic spindle and swiveling jaws(including mechanical pressure screw)	54
Universal 3-jaw puller with extended jaws	22
Universal 3-jaw puller with extremely narrow jaws	27
Universal 3-jaw puller with extremely narrow, quick adjusting jaws	32
Universal 3-jaw puller with long hydraulic spindle	21
Universal 3-jaw puller with long hydraulic spindle and extended jaws(including mechanical pressure screw)	22
Universal 3-jaw puller with long hydraulic spindle and quick adjusting jaws(including mechanical pressure screw)	30
Universal 3-jaw puller with long hydraulic spindle and swiveling jaws(including mechanical pressure screw)	52
Universal 3-jaw puller with narrow jaws.....	25
Universal 3-jaw puller with narrow jaws, in set	25
Universal 3-jaw puller with narrow, quick adjusting jaws	31
Universal 3-jaw puller with quick adjusting jaws	29
Universal 3-jaw puller with self-centering jaws	58
Universal 3-jaw puller with self-centering jaws	59
Universal 3-jaw puller with short hydraulic spindle and self-centering jaws.....	112
Universal 3-jaw puller with swiveling jaws	51
Universal 3-jaw puller with swiveling jaws	52
Universal adjustable ball joints extractors.....	131
Universal drop arm puller.....	148
Universal hub puller.....	150
Universal hub puller, impact-/shock design	150
Universal hydraulic 2-jaw and 3-jaw puller set	19
Universal hydraulic gear and bearing puller set	185
Universal hydraulic puller and extractor set with self-centering jaws with separator	116
Universal hydraulic puller set with separator	114
Universal KUKKO system for ball joint repairs.....	130
Universal piston ring spreader.....	147
Universal press frame for silent bushings	117
Universal puller set	85
Universal puller set with separator.....	29
Universal puller set with side clamp.....	65
Universal puller with slide hammer	61
Universal set of separator, puller and ball bearing extractor	91
Universal spreader	166
Universal whiper-arm puller	152
Universal wiper arm puller.....	152
Universal wiper arm puller sets.....	152

V

Valve lifters	154
---------------------	-----

W

Wall panel.....	186
Wall panel, blank	193
Workshop tool trolley.....	186
Workshop tool trolley.....	193



A large rectangular area containing horizontal lines, serving as a space for notes or text.



Fairs

KUKKO is on the spot

We are on several industry trade fairs, Innotrans, Automechanika, BearingNet Conference and Eisenwarenmesse. We always have an open ear for you. Just visit us or make an appointment at the booth.

Impressum
Firma / Company:

KUKKO Tool factory
Kleinbongartz & Kaiser oHG
Heinrich-Hertz-Str. 5, 40721 Hilden, Germany
Duesseldorf (HRA Nr. 22727)
+49 (0) 2103-9754-300
+49 (0) 2103-9754-310
info@kukko.com
www.kukko.com

Registergericht / Court of Registry:
Phone:
Fax:
E-Mail:
Website:
© 2017 Kleinbongartz & Kaiser oHG. All rights reserved.
Unauthorized copying or distribution without written permission is strictly prohibited.

General catalogue / Gesamtkatalog

Our general terms of business form the basis of this catalogue. Measurements and weights are only approximate. All rights are reserved for alteration of models and finishes, mistakes and misprint. General Terms and Conditions of Delivery and Payment see www.kukko.com

Diesem Katalog liegen unsere allgemeinen Geschäftsbedingungen zugrunde. Maße und Gewichte sind nur annähernd. Modell- und Ausführungsänderungen, Irrtümer und Druckfehler behalten wir uns vor. Allgemeine Liefer- und Zahlungsbedingungen siehe: www.kukko.com



	Spannweite spread		Adapter Innenvierkant inner square drive (adapter)		Durchmesser des Sicherungs-Innenringes diameter of circlip (inner ring)
	Spanntiefe depth		Gewinde thread		Schlaghülsendurchmesser diameter of impact sleeves
	Höhe des Abzughakenfußes length of claw		Durchmesser des Gewindes thread diameter		Anzahl der Schlaghülsen number of impact sleeves
	Abzughakenlänge length of the jaw		Länge des Gewindes length of thread		Durchmesser des Schlagringes diameter of impact ring
	Höhe der Verlängerung length of extension		Gewindelänge der hydraulischen Spindel thread length of hydraulic spindle		Anzahl der Schlagringe number of impact rings
	Fußöffnung des Abzughakens opening of claw end		Spindelspitzendurchmesser diameter of cone end		Anzahl der Abstützringe number of rings
	Länge der Spindel spindle length		Spindelspitzenhöhe length of cone end		Bohrerdurchmesser diameter of drill
	Antrieb Außensechskant hexagon drive (male)		Spannweite der Zwinge spread of clamp		Durchmesser der Insert-Hülse diameter of insert sleeve
	Antrieb Außenvierkant square drive (male)		Mutterngröße nut size		Länge der Insert Hülse length of insert sleeve
	Antrieb Innensechskant hexagon drive (female)		Schneidbereich cutting area		Steigung der Insert Hülse thread pitch of insert sleeve
	Antrieb Innenvierkant square drive (female)		Länge ohne Druckspindel length (without pressure spindle)		Anzahl der Hülsen number of sleeves
	Gabelöffnung fork opening		Anzahl der Spanntiefenverstellung number of positions		Kettenbolzendurchmesser diameter of chain pin
	Gabelöffnung konisch fork opening (conical)		Anzahl der Arme number of jaws		Schlagweg length of impact area
	Hebelspannbereich opening range		Höhe des Zylinders height of cylinder		Schlagmasse mass
	Gabelöffnung fork opening		Hub cylinder stroke		Lenksäulendurchmesser diameter of steering column
	lichte Höhe clear height		Federspannbereich spread		Lochkreisdurchmesser diameter of bolt circle
	lichte Weite clear width		Federdurchmesser diameter		Spreizbereich spread area
	Fußstärke thickness (of material)		Anzahl der Federhalter number of segments		Gewindedurchmesser der Schraube thread diameter
	Durchmesser der Trennmesser diameter of separator		Breite des Grundgerätes width of basic unit		Stehbolzendurchmesser bolt diameter
	Abstand der Seitenbolzen distance of side screw		Höhe des Grundgerätes height of basic unit		Durchmesser des Spannfutters diameter of chuck
	Zugbolzenweite distance of side screw		Spannweite der Klemmbacken spread		Ventilfederspannweite spread of valve spring
	Zugbolzentiefe depth		Durchmesser der Flansche diameter of flanges		Bereich der Spannung voltage area
	Einsatztiefe effective depth		Kugellager ISO ball bearing ISO		Fördervolumen flow volume
	Länge der Innenauszieher length of internal		Innendurchmesser des Kugellagers inner diameter of ball bearings		nutzbares Ölvolumen effective volume
	Anzahl Segmente number of segments		Maximalgewicht des Kugellagers maximum weight of ball bearing		Inhalt content
	Gewinde des Adapters (Werkstückseite) thread of adapter		Durchmesser des Kolbenringes diameter of piston ring		Kompatibel mit compatible with
	Gewinde des Adapters (Zugbolzen-seite) thread of adapter		Spanndurchmesser spread		Farbe color
	Anzahl der Adapter number of adapters		Spannhöhe height		Verpackungseinheit package unit
	Adapter Innensechskant inner hexagon drive (adapter)		Durchmesser des Sicherungs-Außenringes diameter of circlip (outer ring)		Gewicht weight



Sicherheits- und Gebrauchshinweise Precautionary Notes and Helpful Hints

Werkzeuge dürfen grundsätzlich nur ihrem Zweck entsprechend, unter den vorgesehenen Bedingungen und innerhalb der Gebrauchsbeschränkungen benutzt werden.

All tools must always be used for the intended purposes under the envisioned conditions and within their postulated limitations.



Überprüfen Sie regelmäßig den Zustand des Werkzeuges und ersetzen Sie beschädigte oder abgenutzte Teile.
Check the condition of your tools at regular intervals, and replace any damaged or worn parts.



Halten Sie die Gewinde von Spindeln und Traversen stets rein und immer gut geölt.
Keep the threads of all spindles, heads, etc. clean and well oiled.



Informieren Sie sich vor dem Einsatz über den richtigen Gebrauch des anzuwendenden Abziehwerkzeuges, unter Berücksichtigung der dabei erforderlichen Sicherheitsmaßnahmen. Before you start work, acquaint yourself with the proper use of the tool or tools in question, with due attention to pertinent safety measures.



Sofern über einen der genannten Punkte die geringste Unsicherheit besteht, sollte zur Klärung werkseitige Anwendungsberatung eingeholt werden.
If anything at all is unclear about any of the above, it is best to call the factory for some firsthand advice.



Vergewissern Sie sich vor dem Einsatz, daß sich das Abziehwerkzeug in einwandfreiem Zustand befindet.
Prior to starting work, make sure that the pulling tool is in good working order.



Überprüfen Sie die korrekte Anbringung des Werkzeuges und überwachen Sie während des Abziehvorganges die auftretenden Kräfte.
Double-check the tool for correct mounting, and monitor the forces incidental to the pulling process.



Überschreiten Sie niemals, die für das Werkzeug vorgegebenen Belastungswerte. Kontrollieren Sie die Aufbringung der Abziehkraft bei mech. Abziehwerkzeugen durch Verwendung eines Drehmomentschlüssels und bei pumpenbetriebenen, hydr. Abziehwerkzeugen durch ein Manometer. Never violate the maximum load data prescribed for the tool in question. Use a torque wrench (for mechanical/pressure-screw-driven tools) or a pressure gauge (hydraulic/pump-driven tools) to keep tabs on the applied forces.



Tragen Sie stets eine Schutzbrille und geeignete Schutzkleidung.
Always wear suitable personal protective equipment, including protective goggles.



Umhüllen Sie zum Schutz gegen das bei Abzieharbeiten immer mögliche ruckartige Ablösen Abziehwerkzeug und abzuziehendes Teil mit einer Unfallschutzplane. Always wrap the pulling tool and the workpiece in a protective blanket as a precaution against the potential effects of sudden release.



Bei Überlastungserscheinungen, Schwergängigkeit usw. ist der Abziehvorgang zu unterbrechen und eine größere Ausführung der entsprechenden Series einzusetzen. If the tool appears to be overloaded, works sluggishly, or is otherwise negatively conspicuous, interrupt the pulling process, and replace the tool with a larger model.



Verwenden Sie keine elektrischen oder pneumatischen Kraft- oder Schlagschrauber zum Betätigen von Abziehwerkzeugen.
Never use an electric- or pneumatic-powered impact/hammer drill for driving a pulling tool.



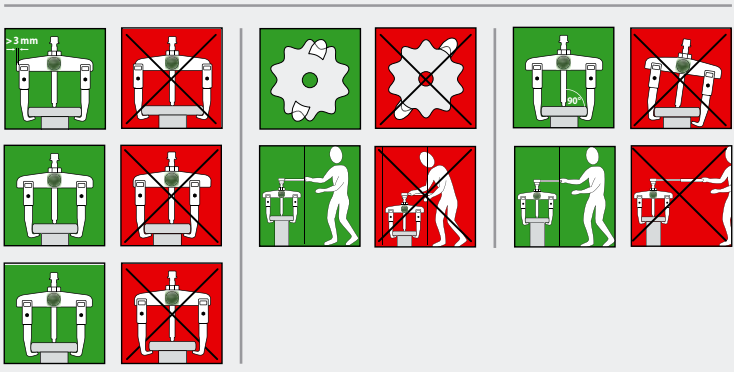
Verwenden Sie keine Verlängerungen zur Erhöhung des übertragenen Drehmomentes.
Never use extensions to increase the applied torque.



Nehmen Sie keinerlei Veränderung an den Produkten vor.
Never alter a pulling tool or related product in any way.



Da Stahl unter Wärmeeinfluß seine Festigkeitseigenschaften verändert, dürfen Abziehwerkzeuge bei evtl. Anwärmen abzuziehender Teile nicht miterwärmt werden. Since heat detracts from the thermal properties of steel, and since some parts require heating to facilitate their removal, remember to never heat the pulling tool along with the part.



Die optimierte Geometrie von Traverse und Gleitstücken sorgt für besonders leichtes Verschieben der Abzughaken auf der Traverse.
The geometry of the cross-bar and sliding parts has been optimized to ensure particularly easy movement of the extractor jaws along the cross-bar.



Die Kreuzhaken garantieren maximale Stabilität der Aufhängung der Abzughaken im Gleitstück.
The cross-jaws guarantee maximum stability for the mounted sliding parts and jaws.



Ermöglicht durch die Handstellrändel ein schnelles Lösen und Verschieben, der Abzughaken auf der Traverse, ohne Schraubenschlüssel.
A manual adjustment knurl allows rapid loosening and adjusting of the extractor jaws without using a wrench.



Leichtes Drehen der Betätigungsmutter durch eingebautes Drucklager. Der Reibungswiderstand wird auf ein Minimum reduziert.
The operating nut is easy to turn thanks to a built-in pressure bearing. Resistance from friction is reduced to a minimum.



Leichtgängige, selbstverstellbare Abzughaken mit innenliegender Federung.
Smooth-running, self-adjusting spring-back jaws.



Automatische Selbstspannung und Selbstzentrierung der Abzughaken.
Automatic tensioning and centering of the extractor jaws.



Durch das Drehen der Feststellschraube werden die Abzughaken zentrisch angespannt und greifen so fest um das abzuziehende Teil. Ein Bewegen oder Abrutschen wird so verhindert.
By turning the locking bolt the jaws are centered and tensioned and therefore firmly grip the piece to be pulled off. This prevents the jaws moving or slipping off.



Einzigartiges, leichtes Zurückdrehen des Mutternsprenger-Meißels aus verformten oder gesprengten Muttern. Der Meißel bleibt nicht in der Mutter hängen.
Unique, simple pullback of the nut splitter chisel to remove it from deformed or split nuts. The chisel does not get stuck in the nut.



Abziehwerkzeuge mit Hydraulikfunktion.
Tools with hydraulic function.



Optimale Anpassung der Spindel an die Welle durch 2-seitige Spindelspitze.
Optimal adjustment of the spindle to the shaft with 2-sided spindle top.



PACKAGING

UNBOXING



QR CODE WITH ADDITIONAL PRODUCT INFORMATION AND PRODUCT VIDEOS

SPINDLE HEAD

LASERED ARTICLE NUMBER

SECURITY LABEL

CROSS-BEAM

ARTICLE NUMBER

SPINDLE PROTECTION



PULLING HOOKS

GLIDE & FIX TECHNOLOGY

SPINDLE

SELF-HEALING CORROSION PROTECTION KUKKOATING FOR GALVANIZED PARTS.



KUKKO SPECIAL GREASE

TWO-SIDED SPINDLE TIP WITH SWITCH TECHNOLOGY

CLAWS



KUKKO Werkzeugfabrik

Kleinbongartz & Kaiser oHG

Heinrich-Hertz-Str. 5 · 40721 Hilden · GERMANY

Phone: +49 2103 9754-400

Fax: +49 2103 9754-420

Mail: inquiry@KUKKO.com

Order: order@KUKKO.com

Web: www.KUKKO.com